



US00D675203S

(12) **United States Design Patent**  
**Yang**

(10) **Patent No.:** **US D675,203 S**  
(45) **Date of Patent:** **\*\* Jan. 29, 2013**

- (54) **TABLET PC**
- (75) **Inventor:** **Chu-Fang Yang**, Tainan County (TW)
- (73) **Assignee:** **Hannspree, Inc.**, New Taipei (TW)
- (\*\*) **Term:** **14 Years**
- (21) **Appl. No.:** **29/402,340**
- (22) **Filed:** **Sep. 22, 2011**
- (51) **LOC (9) Cl.** ..... **14-02**
- (52) **U.S. Cl.** ..... **D14/341**
- (58) **Field of Classification Search** ..... D14/341-347,  
D14/137, 138, 138.1, 138 A, 138 AA, 138 R,  
D14/138 AB, 138 AC, 138 AD, 138 C, 138 G,  
D14/496, 203.1, 203.3, 203.4, 203.5, 203.7,  
D14/426, 427, 432, 429, 129, 130, 420, 439-441,  
D14/448, 125, 126, 147, 156, 218, 247-248,  
D14/250, 389, 388, 315-318; D10/65, 104;  
D18/6-7; D19/26, 59, 60; 455/556.1, 556.2,  
455/566, 575.1, 90.3; 379/433.04, 433.01,  
379/433.06, 916; 345/169, 173, 901, 905;  
361/679.26, 679.27, 679.3, 679.55, 679.56  
See application file for complete search history.

- D646,902 S \* 10/2011 Woo et al. .... D6/308
- D654,073 S \* 2/2012 Li ..... D14/341
- D654,074 S \* 2/2012 Wood et al. .... D14/341
- D661,692 S \* 6/2012 Sanlerville ..... D14/240
- D663,281 S \* 7/2012 Hwang ..... D14/138 G
- D663,298 S \* 7/2012 Song et al. .... D14/341
- D664,954 S \* 8/2012 Kim et al. .... D14/341
- D666,198 S \* 8/2012 Van Den Nieuwenhuizen  
et al. .... D14/341
- D667,006 S \* 9/2012 Van Den Nieuwenhuizen  
et al. .... D14/341
- D667,396 S \* 9/2012 Koh ..... D14/341
- D667,397 S \* 9/2012 Koh ..... D14/341
- D667,398 S \* 9/2012 Koh ..... D14/341
- D667,399 S \* 9/2012 Koh ..... D14/341
- D667,400 S \* 9/2012 Van Den Nieuwenhuizen  
et al. .... D14/341
- D667,825 S \* 9/2012 Jung ..... D14/341
- D668,650 S \* 10/2012 Han ..... D14/341
- D668,651 S \* 10/2012 Kim et al. .... D14/341
- D669,468 S \* 10/2012 Akana et al. .... D14/341
- D669,469 S \* 10/2012 Kang ..... D14/341
- D669,470 S \* 10/2012 Zha et al. .... D14/341

\* cited by examiner

*Primary Examiner* — Barbara Fox

(74) *Attorney, Agent, or Firm* — Hamre, Schumann, Mueller & Larson, P.C.

(56) **References Cited**

**U.S. PATENT DOCUMENTS**

- D333,574 S \* 3/1993 Ackeret ..... D6/300
- D487,272 S \* 3/2004 Korpai ..... D14/448
- D504,889 S \* 5/2005 Andre et al. .... D14/341
- D560,231 S \* 1/2008 Lee ..... D14/496
- D580,431 S \* 11/2008 Morita ..... D14/341
- D617,793 S \* 6/2010 Chiang et al. .... D14/341
- D627,777 S \* 11/2010 Akana et al. .... D14/341
- D635,784 S \* 4/2011 Li et al. .... D6/308
- D636,391 S \* 4/2011 Shen et al. .... D14/341
- D636,769 S \* 4/2011 Wood et al. .... D14/341
- D636,770 S \* 4/2011 Li ..... D14/341
- D637,596 S \* 5/2011 Akana et al. .... D14/341
- D641,018 S \* 7/2011 Lee et al. .... D14/341
- D645,465 S \* 9/2011 Lin et al. .... D14/341
- D645,833 S \* 9/2011 Seflic et al. .... D14/138 G

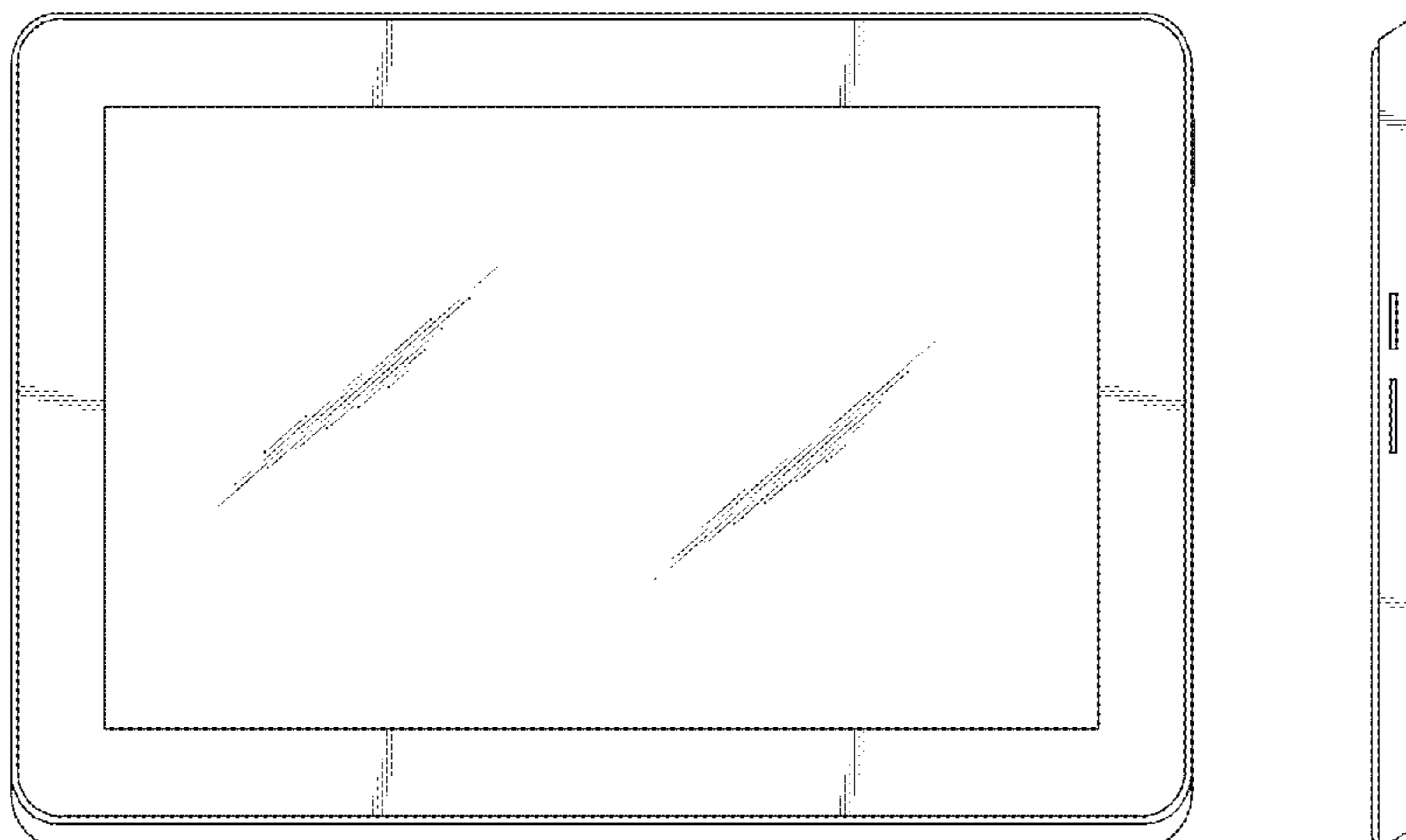
(57) **CLAIM**

The ornamental design for a tablet PC, as shown and described.

**DESCRIPTION**

FIG. 1 is a front perspective view of a tablet PC in accordance with my new invention;  
 FIG. 2 is a front elevational view thereof;  
 FIG. 3 is a rear elevational view thereof;  
 FIG. 4 is a left side elevational view thereof;  
 FIG. 5 is a right side elevational view thereof;  
 FIG. 6 is a top plan view thereof; and,  
 FIG. 7 is a bottom plan view thereof.

**1 Claim, 7 Drawing Sheets**



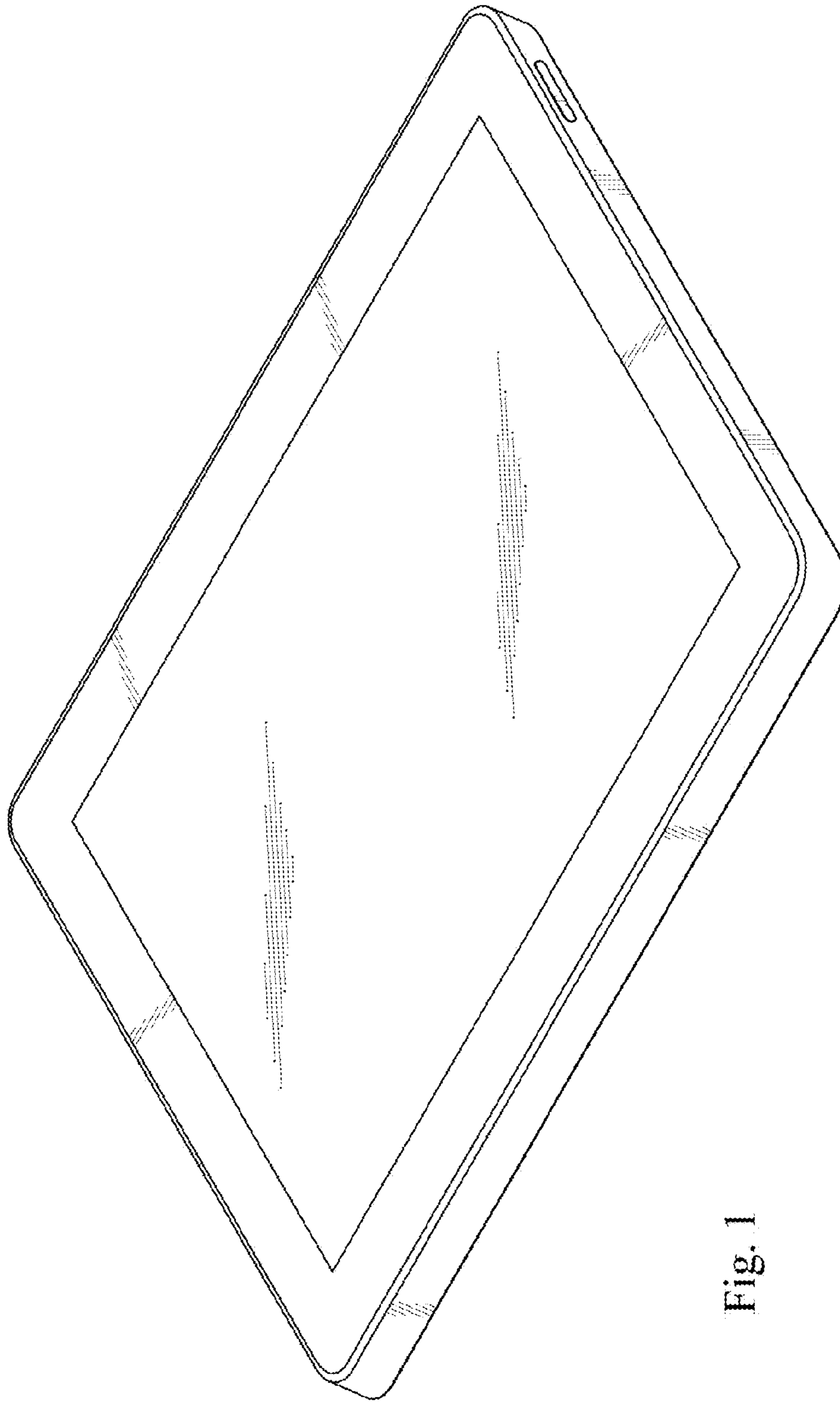


Fig. 1




Fig. 2




Fig. 3

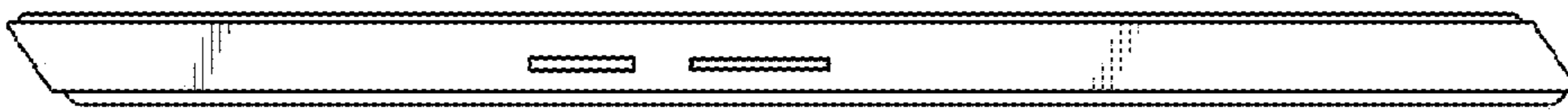


Fig. 4



Fig. 5



Fig. 6

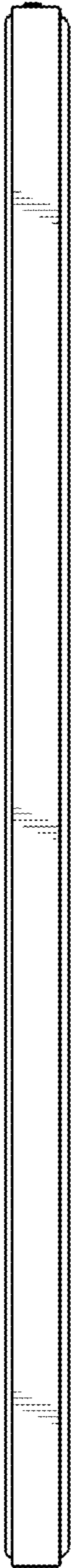


Fig. 7