



US00D675144S

(12) **United States Design Patent**
Mueller-Stolz

(10) **Patent No.:** **US D675,144 S**
(45) **Date of Patent:** **** Jan. 29, 2013**

(54) **WHEEL OR WHEEL COVER**

(75) Inventor: **Dirk Mueller-Stolz**, Munich (DE)

(73) Assignee: **Bayerische Motoren Werke Aktiengesellschaft**, Munich (DE)

(**) Term: **14 Years**

(21) Appl. No.: **29/424,633**

(22) Filed: **Jun. 14, 2012**

(30) **Foreign Application Priority Data**

Dec. 15, 2011 (DE) 402011006383

(51) **LOC (9) Cl.** **12-16**

(52) **U.S. Cl.** **D12/211**

(58) **Field of Classification Search** D12/204-213;
301/37.101, 64.101, 65, 64.201

See application file for complete search history.

(56) **References Cited**

U.S. PATENT DOCUMENTS

D256,456 S *	8/1980	Blanchard	D12/211
D256,576 S *	8/1980	Koch	D12/209
D286,869 S *	11/1986	Hedlund	D12/211
D432,482 S *	10/2000	Hodges	D12/211
D444,117 S *	6/2001	Mantion	D12/211
D465,759 S *	11/2002	Leutz et al.	D12/211
D476,939 S *	7/2003	Francis	D12/209
D481,983 S *	11/2003	Lee	D12/211
D519,431 S *	4/2006	Francis	D12/209
D532,737 S	11/2006	Clottu		

D536,293 S *	2/2007	Brouillette et al.	D12/209
D542,499 S *	5/2007	Liu	D12/209
D546,261 S *	7/2007	Brouillette et al.	D12/209
D613,227 S	4/2010	Mueller-Stolz		
D633,849 S *	3/2011	Scolari et al.	D12/211

FOREIGN PATENT DOCUMENTS

EM	000511639-0002	6/2006
EM	000521117-0003	7/2006
EM	001598277-0013	1/2010
EM	001772922-0009	10/2010
EM	001674441-0009	12/2010

* cited by examiner

Primary Examiner — Stacia Cadmus

(74) *Attorney, Agent, or Firm* — Crowell & Moring LLP

(57) **CLAIM**

The ornamental design for a wheel or wheel cover, as shown and described.

DESCRIPTION

This application contains subject matter related to the following co-pending U.S. design patent application:

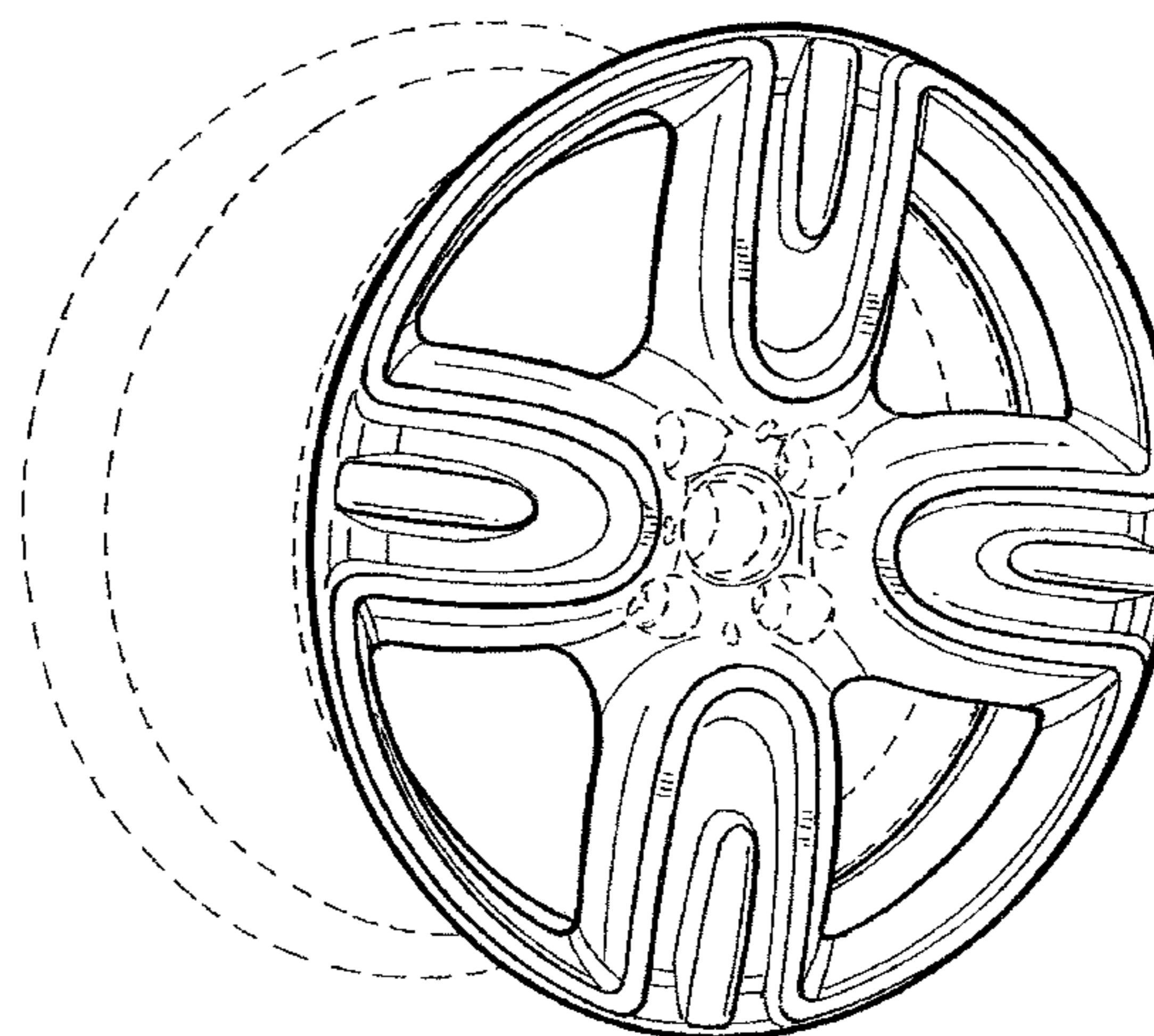
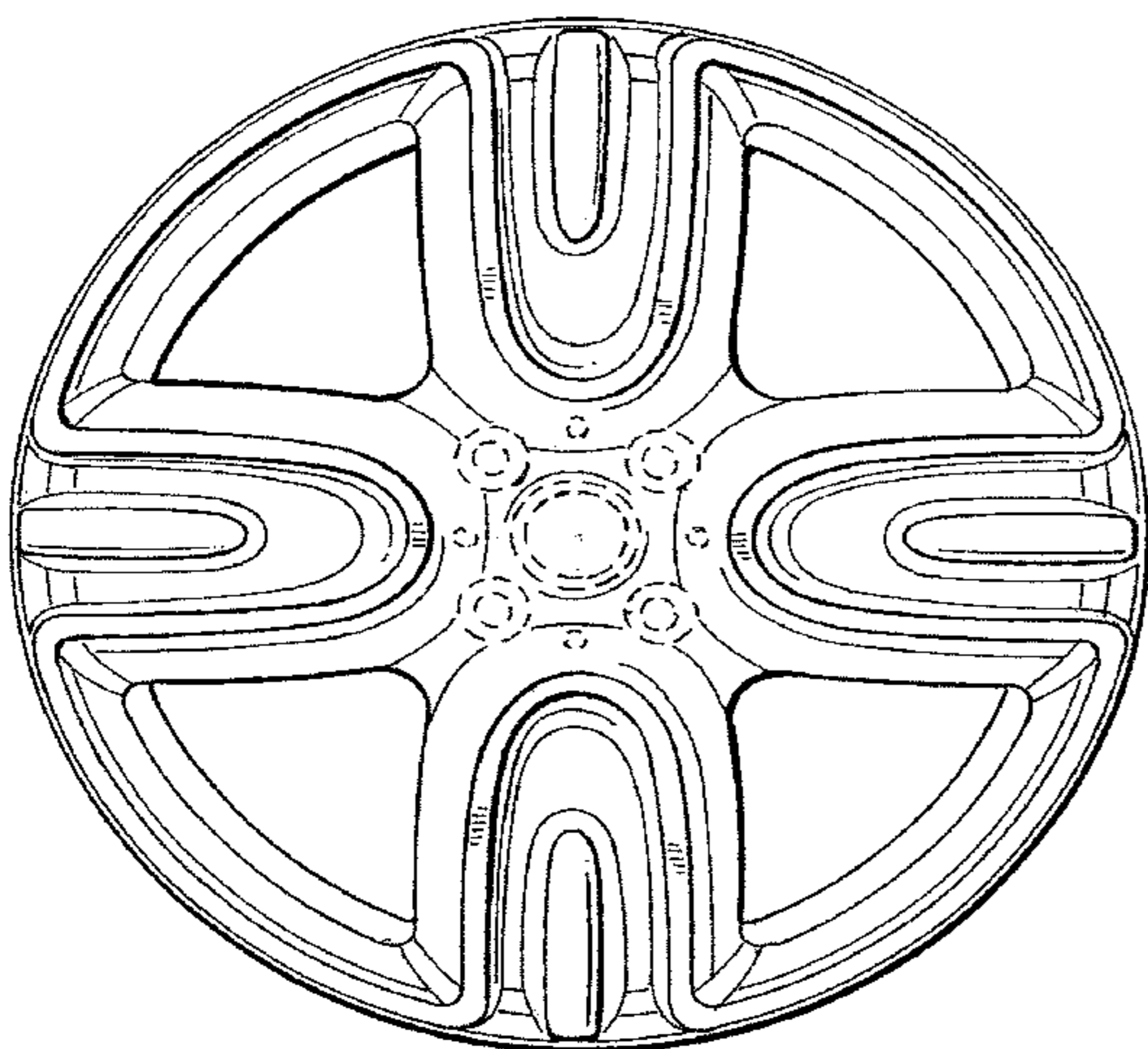
Application Ser. No. 29/371,128, filed Oct. 27, 2010 and entitled "Wheel or Wheel Cover."

FIG. 1 is a front view of a wheel or wheel cover according to my design; and,

FIG. 2 is a perspective view thereof.

The broken line showing of the rear of the wheel, and the bolt holes and center opening in the central hub area is included for the purpose of illustrating environment and forms no part of the claimed design.

1 Claim, 1 Drawing Sheet



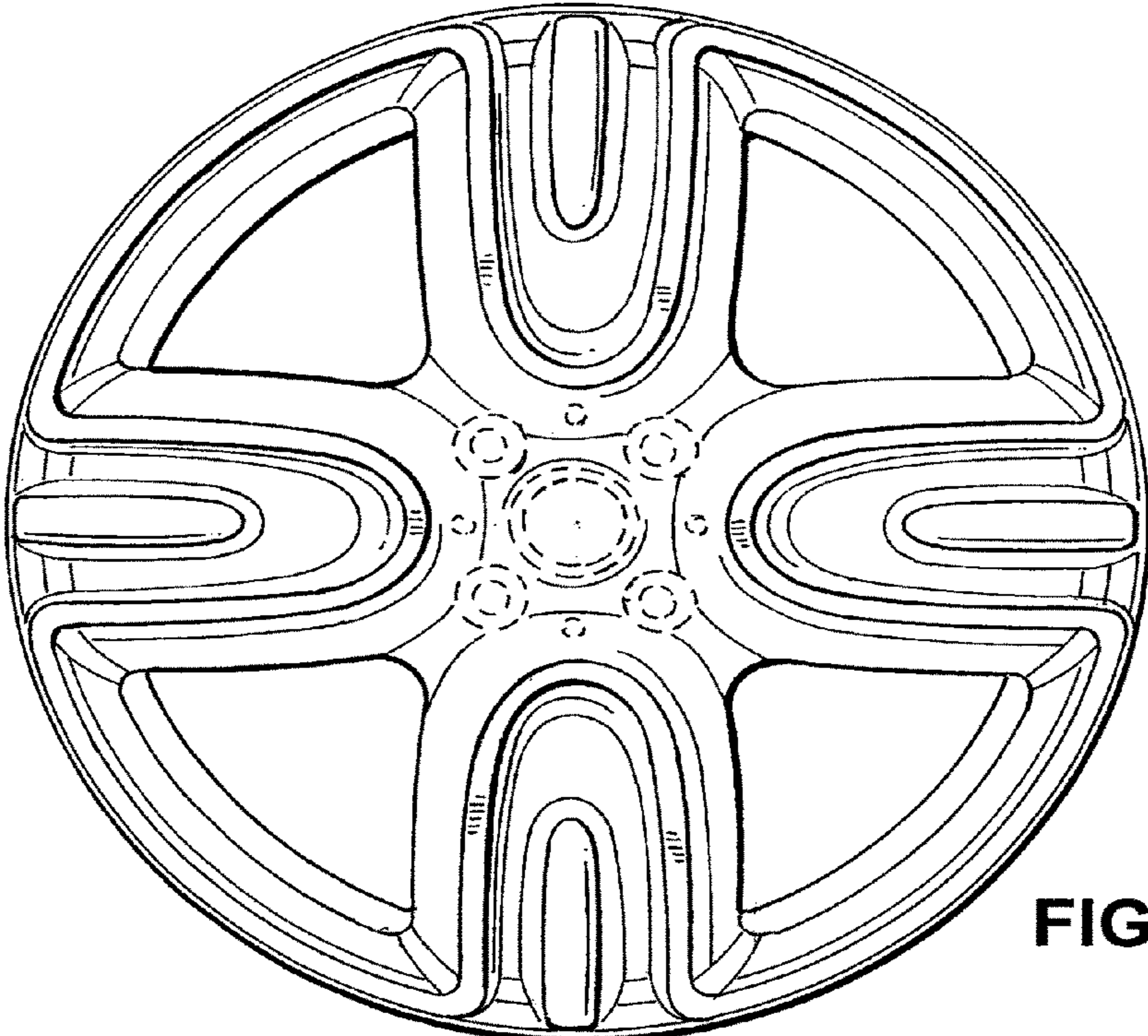


FIG. 1

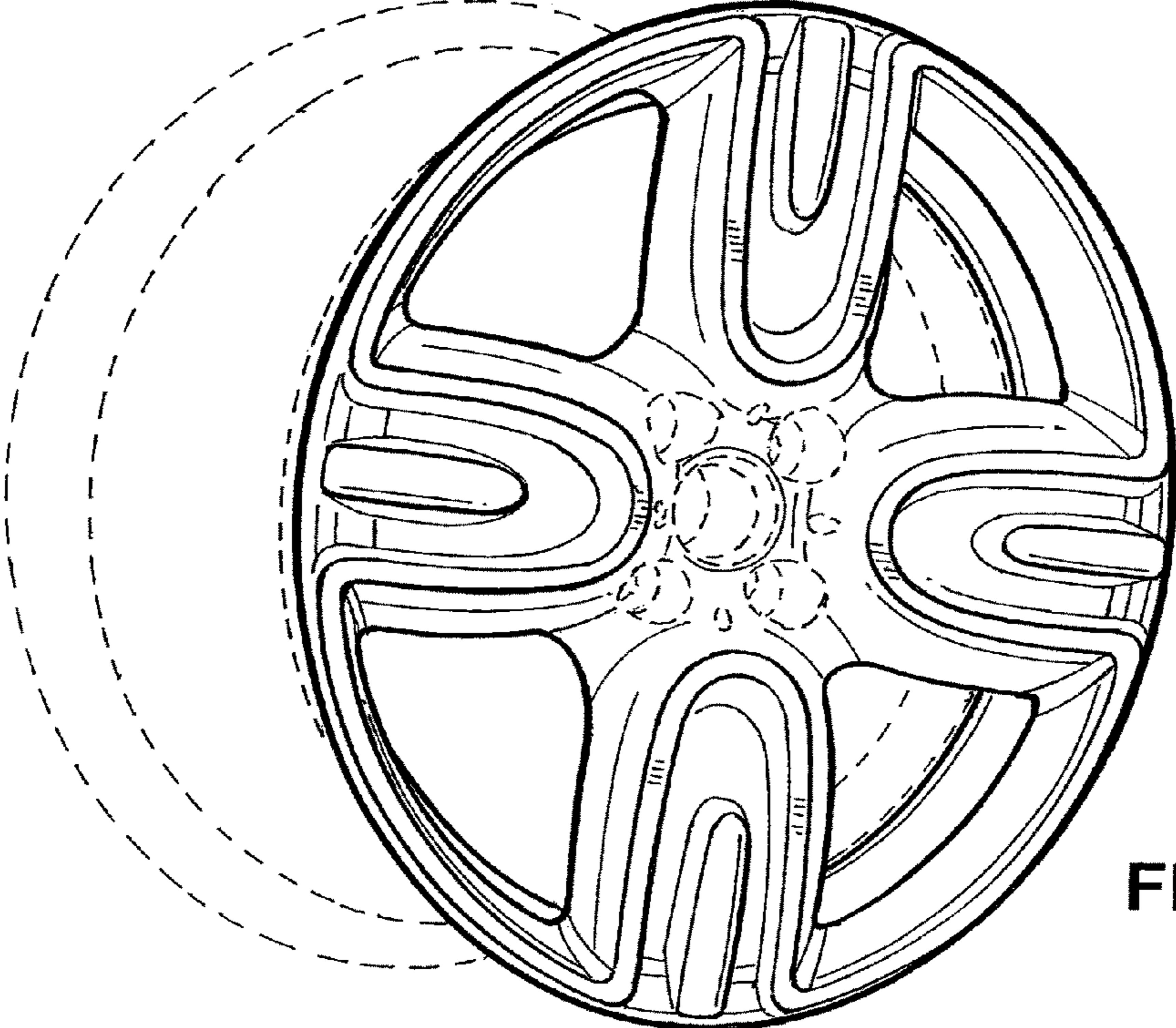


FIG. 2