

US00D675142S

(12) **United States Design Patent**
Matsuo et al.

(10) **Patent No.:** **US D675,142 S**
(45) **Date of Patent:** **** Jan. 29, 2013**

(54) **FRONT DOOR TRIM FOR AUTOMOBILE**

(75) Inventors: **Toshiya Matsuo**, Kanagawa-ken (JP);
Rie Oota, Kangawa-ken (JP)

(73) Assignee: **Nissan Jidosha Kabushiki Kaisha**,
Kanagawa (JP)

(**) Term: **14 Years**

(21) Appl. No.: **29/414,181**

(22) Filed: **Feb. 24, 2012**

(30) **Foreign Application Priority Data**

Feb. 1, 2012 (JP) 2012-001996

(51) **LOC (9) Cl.** **12-08**

(52) **U.S. Cl.** **D12/195**

(58) **Field of Classification Search** D12/195,
D12/193, 414, 190, 196; 180/190; 280/750-752;
296/190.01-191, 70, 193.08, 145, 153, 37.1-37.13,
296/149, 146.1; D15/17, 28; D10/46, 98,
D10/102-103; 49/501-502; D8/302-303

See application file for complete search history.

(56) **References Cited**

U.S. PATENT DOCUMENTS

D382,528 S * 8/1997 Hellhake et al. D12/195
D497,337 S * 10/2004 Takagi et al. D12/195
D519,896 S * 5/2006 Sudo D12/195
D529,850 S * 10/2006 Yu et al. D12/195
D531,101 S * 10/2006 Yu et al. D12/195
D533,821 S * 12/2006 Tamagawa et al. D12/195
D534,470 S * 1/2007 Tsuchiya et al. D12/195
D534,849 S * 1/2007 Tamagawa et al. D12/195

D536,650 S * 2/2007 Young et al. D12/195
D577,645 S * 9/2008 Wyszogrod et al. D12/195
D577,646 S * 9/2008 Wyszogrod et al. D12/195
D607,802 S * 1/2010 Collins et al. D12/195
D615,017 S * 5/2010 Smith D12/195
D616,348 S * 5/2010 Rosenbohm D12/195
D633,022 S * 2/2011 Hwang et al. D12/195
D633,023 S * 2/2011 Hwang et al. D12/195

FOREIGN PATENT DOCUMENTS

JP 1421256 8/2011

OTHER PUBLICATIONS

Nissan Jidosha Kabushiki Kaisha, Office Action dated Aug. 1, 2012
(with English Translation) in Russian design application No.
2012500743, filed on Feb. 29, 2012.

* cited by examiner

Primary Examiner — Katrina A Betton

(74) *Attorney, Agent, or Firm* — Fross Zelnick Lehrman &
Zissu, P.C.; Lawrence E. Apolzon, Esq.

(57) **CLAIM**

The ornamental design for a front door trim for automobile, as
shown and described.

DESCRIPTION

FIG. 1 is a perspective view of a front door trim for automo-
bile showing our new design;

FIG. 2 is a perspective view thereof;

FIG. 3 is a front view thereof;

FIG. 4 is a left side view thereof;

FIG. 5 is a right side view thereof;

FIG. 6 is a top view thereof; and,

FIG. 7 is a bottom view thereof.

1 Claim, 3 Drawing Sheets






FIG. 1



FIG. 2



FIG. 3




FIG. 4




FIG. 5




FIG. 6




FIG. 7