



US00D675139S

(12) **United States Design Patent**  
**Yamamoto et al.**

(10) **Patent No.:** **US D675,139 S**  
(45) **Date of Patent:** **\*\* Jan. 29, 2013**

(54) **FRONT BUMPER FOR AUTOMOBILE**

(75) Inventors: **Chisato Yamamoto**, Kanagawa (JP);  
**Takumi Yoneyama**, Tokyo (JP)

(73) Assignee: **Nissan Motor Co., Ltd.**, Yokohama (JP)

(\*\*) Term: **14 Years**

(21) Appl. No.: **29/407,506**

(22) Filed: **Nov. 30, 2011**

(30) **Foreign Application Priority Data**

Jul. 13, 2011 (JP) ..... 2011-016022

(51) **LOC (9) Cl.** ..... **12-16**

(52) **U.S. Cl.** ..... **D12/169**

(58) **Field of Classification Search** ..... D12/163,  
D12/171, 196, 216, 90-92, 86, 164, 169;  
293/102, 103, 105, 112, 113, 115, 117; 296/180.1,  
296/180.2

See application file for complete search history.

(56) **References Cited**

**U.S. PATENT DOCUMENTS**

D565,483 S	4/2008	Iida et al.	
D626,469 S	* 11/2010	Yanase	D12/169
D627,278 S	* 11/2010	Komuro	D12/169
D637,945 S	* 5/2011	Nakagawa	D12/169
D656,871 S	* 4/2012	Fetherston et al.	D12/169
D664,901 S	* 8/2012	Futschik et al.	D12/169
D668,189 S	* 10/2012	Gifford	D12/169
D670,627 S	* 11/2012	Fetherston et al.	D12/169

**FOREIGN PATENT DOCUMENTS**

JP	D1321767 S	2/2008
JP	D1334562 S	6/2008
JP	D1346802 S	12/2008

**OTHER PUBLICATIONS**

[http://www.netcarshow.com/infiniti/2012-fx35/1024x768/wallpaper\\_03.htm](http://www.netcarshow.com/infiniti/2012-fx35/1024x768/wallpaper_03.htm).  
[http://www.netcarshow.com/infiniti/2011-m35h/1024x768/wallpaper\\_Of.htm](http://www.netcarshow.com/infiniti/2011-m35h/1024x768/wallpaper_Of.htm).

\* cited by examiner

*Primary Examiner* — Melody N Brown

(74) *Attorney, Agent, or Firm* — Global IP Counselors, LLP


(57) **CLAIM**

The ornamental design for a front bumper for an automobile, as shown and described.

**DESCRIPTION**

FIG. 1 is a front elevational view of a front bumper for an automobile in accordance with our new design;  
FIG. 2 is a top plan view of the front bumper in accordance with our new design of FIG. 1;  
FIG. 3 is a bottom plan view of the front bumper in accordance with our new design of FIGS. 1 to 2;  
FIG. 4 is a left side elevational view of the front bumper in accordance with our new design of FIGS. 1 to 3;  
FIG. 5 is a right side elevational view of the front bumper in accordance with our new design of FIGS. 1 to 4;  
FIG. 6 is a front, right and top side perspective view of the front bumper in accordance with our new design of FIGS. 1 to 5; and,  
FIG. 7 is a front, left and bottom side perspective view of the front bumper in accordance with our new design of FIGS. 1 to 6.  
The rear view of the front bumper forms no part of the claimed design.

**1 Claim, 7 Drawing Sheets**






FIG. 1




FIG. 2



FIG. 3




FIG. 4




FIG. 5




FIG. 6




FIG. 7