

US00D675138S

(12) **United States Design Patent**  
**Hamilton et al.**

(10) **Patent No.:** **US D675,138 S**  
(45) **Date of Patent:** **\*\* Jan. 29, 2013**

(54) **VEHICLE REAR LOWER BUMPER COVER**

(75) Inventors: **Christopher Hamilton**, Bloomfield Hills, MI (US); **Dillon Blanski**, Ferndale, MI (US); **Murat Gueler**, W. Bloomfield, MI (US); **Moray Callum**, Ann Arbor, MI (US)

(73) Assignee: **Ford Motor Company**, Dearborn, MI (US)

(\*\*) Term: **14 Years**

(21) Appl. No.: **29/405,465**

(22) Filed: **Nov. 2, 2011**

(51) **LOC (9) Cl.** ..... **12-16**

(52) **U.S. Cl.** ..... **D12/169**

(58) **Field of Classification Search** ..... D12/169, D12/196, 171, 216, 163, 86, 90-92; 293/102, 293/113, 115, 117, 120; 296/180.1, 180.2  
See application file for complete search history.

(56) **References Cited**

**U.S. PATENT DOCUMENTS**

D534,463 S *	1/2007	Chiang	.....	D12/169
D535,228 S *	1/2007	Hayashi	.....	D12/169
D535,595 S *	1/2007	Matei et al.	.....	D12/169
D542,196 S *	5/2007	Levy	.....	D12/169
D545,248 S *	6/2007	Angelo et al.	.....	D12/169
D546,736 S *	7/2007	Golden et al.	.....	D12/169
D560,145 S *	1/2008	Tant et al.	.....	D12/169
D585,343 S *	1/2009	Kubota et al.	.....	D12/169
D592,571 S *	5/2009	Golden et al.	.....	D12/169
D601,063 S *	9/2009	Lamm	.....	D12/169
D603,764 S *	11/2009	Youn	.....	D12/169
D603,765 S *	11/2009	Youn	.....	D12/169
D607,790 S *	1/2010	Golden et al.	.....	D12/169

D607,791 S *	1/2010	Golden et al.	.....	D12/169
D617,696 S *	6/2010	Lamm et al.	.....	D12/169
D617,697 S *	6/2010	Lamm et al.	.....	D12/169
D627,276 S *	11/2010	Krugger et al.	.....	D12/169
D630,976 S *	1/2011	Clottu	.....	D12/169

**OTHER PUBLICATIONS**

Car Advice, Oct. 5, 2011, 2013 Ford Mondeo Mule Spy Photot.

\* cited by examiner

*Primary Examiner* — Melody N Brown

(74) *Attorney, Agent, or Firm* — Damian Porcari

(57) **CLAIM**

The ornamental design for a vehicle rear lower bumper cover, as shown and described.

**DESCRIPTION**

FIG. 1 is a top plan view of a vehicle rear lower bumper cover; FIG. 2 is a bottom plan view of the vehicle rear lower bumper cover;

FIG. 3 is a front elevational view of the vehicle rear lower bumper cover;

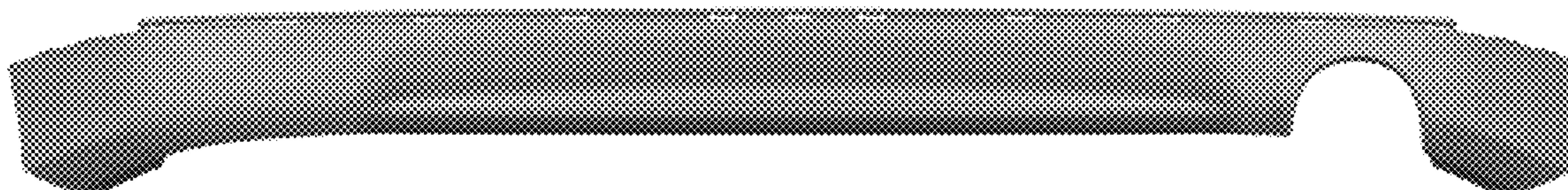
FIG. 4 is a left side elevational view of the vehicle rear lower bumper cover;

FIG. 5 is a right side elevational view of the vehicle rear lower bumper cover;

FIG. 6 is a perspective view of the vehicle rear lower bumper cover; and,

FIG. 7 is another perspective view of the vehicle rear lower bumper cover.

**1 Claim, 7 Drawing Sheets**







Figure 1

Figure 2








Figure 3


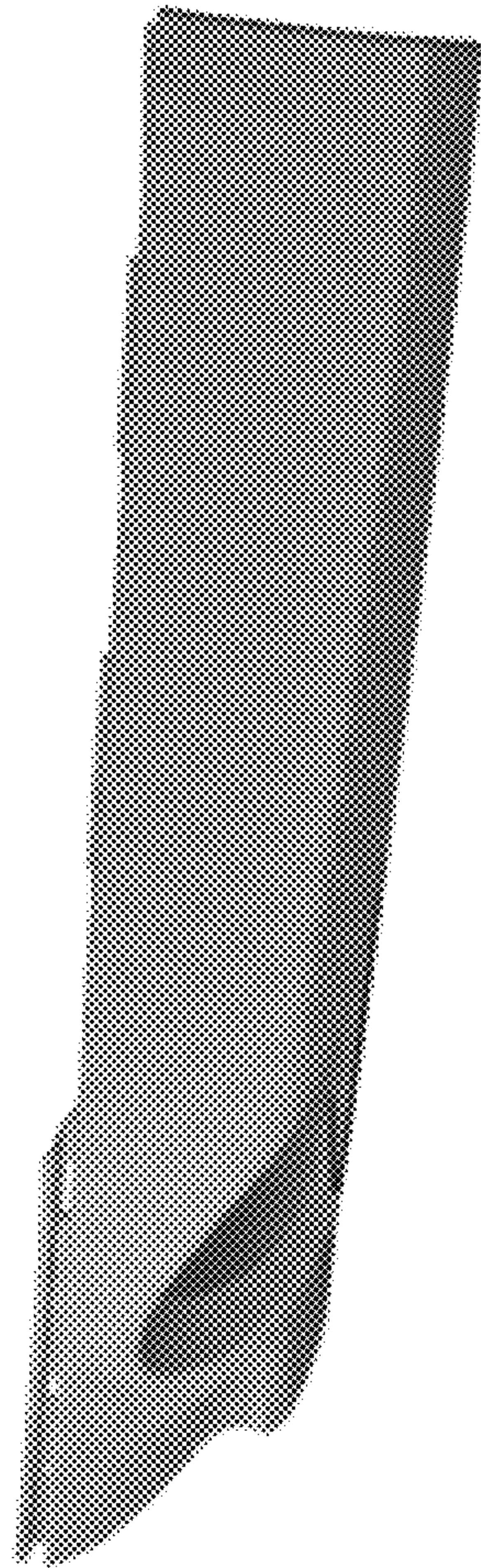


Figure 4



*Figure 5*





Figure 6



Figure 7