

US00D675137S

(12) **United States Design Patent**
Hamilton et al.

(10) **Patent No.:** **US D675,137 S**
(45) **Date of Patent:** **** Jan. 29, 2013**

(54) **VEHICLE REAR LOWER BUMPER COVER**

(75) Inventors: **Christopher Hamilton**, Bloomfield Hills, MI (US); **Dillon Blanski**, Ferndale, MI (US); **Murat Gueler**, W. Bloomfield, MI (US); **Moray Callum**, Ann Arbor, MI (US)

(73) Assignee: **Ford Motor Company**, Dearborn, MI (US)

(**) Term: **14 Years**

(21) Appl. No.: **29/405,464**

(22) Filed: **Nov. 2, 2011**

(51) **LOC (9) Cl.** **12-16**

(52) **U.S. Cl.** **D12/169**

(58) **Field of Classification Search** D12/169, D12/196, 171, 216, 163, 86, 90-92; 293/102, 293/113, 115, 117, 120; 296/180.1, 180.2
See application file for complete search history.

(56) **References Cited**

U.S. PATENT DOCUMENTS

D534,463	S	*	1/2007	Chiang	D12/169
D535,228	S	*	1/2007	Hayashi	D12/169
D535,595	S	*	1/2007	Matei et al.	D12/169
D542,196	S	*	5/2007	Levy	D12/169
D545,248	S	*	6/2007	Angelo et al.	D12/169
D546,736	S	*	7/2007	Golden et al.	D12/169
D560,145	S	*	1/2008	Tant et al.	D12/169
D585,343	S	*	1/2009	Kubota et al.	D12/169
D592,571	S	*	5/2009	Golden et al.	D12/169

D601,063	S	*	9/2009	Lamm	D12/169
D603,764	S	*	11/2009	Youn	D12/169
D603,765	S	*	11/2009	Youn	D12/169
D607,790	S	*	1/2010	Golden et al.	D12/169
D607,791	S	*	1/2010	Golden et al.	D12/169
D617,696	S	*	6/2010	Lamm et al.	D12/169
D617,697	S	*	6/2010	Lamm et al.	D12/169

OTHER PUBLICATIONS

Car Advice, Oct. 5, 2011, 2013 Ford Mondeo Mule Spy Photot.

* cited by examiner

Primary Examiner — Melody N Brown

(74) *Attorney, Agent, or Firm* — Damian Porcari


(57) **CLAIM**

The ornamental design for a vehicle rear lower bumper cover, as shown and described.

DESCRIPTION

FIG. 1 is a top plan view of a vehicle rear lower bumper cover; FIG. 2 is a bottom plan view of the vehicle rear lower bumper cover; FIG. 3 is a front elevational view of the vehicle rear lower bumper cover; FIG. 4 is a left side elevational view of the vehicle rear lower bumper cover; FIG. 5 is a right side elevational view of the vehicle rear lower bumper cover; FIG. 6 is a perspective view of the vehicle rear lower bumper cover; and, FIG. 7 is another perspective view of the vehicle rear lower bumper cover.

1 Claim, 7 Drawing Sheets







Figure 1

Figure 2






Figure 3




Figure 4




Figure 5

Figure 6






Figure 7