



US00D675120S

(12) **United States Design Patent**
Yamashita

(10) **Patent No.:** **US D675,120 S**
(45) **Date of Patent:** **** Jan. 29, 2013**

(54) **DISPLAY DEVICE WITH GRAPHICAL USER INTERFACE FOR A COMBINED WEIGHING INSTRUMENT**

Primary Examiner — Antoine D Davis

(74) *Attorney, Agent, or Firm* — Alleman Hall McCoy Russell & Tuttle LLP

(75) Inventor: **Kazuhiko Yamashita, Akashi (JP)**

(73) Assignee: **Yamato Scale Co., Ltd., Akashi-shi (JP)**

(**) Term: **14 Years**

(21) Appl. No.: **29/390,909**

(22) Filed: **Apr. 29, 2011**

(30) **Foreign Application Priority Data**

Oct. 30, 2010 (JP) 2010-026208

(51) **LOC (9) Cl.** **10-04**

(52) **U.S. Cl.** **D10/94; D10/49**

(58) **Field of Classification Search** D10/49,
D10/87, 88, 91, 94; 177/25.14, 25.13, 25.18,
177/210, 211, 239-243, 25.12, 25.15, 25.16,
177/25.17

See application file for complete search history.

(56) **References Cited**

U.S. PATENT DOCUMENTS

4,840,240	A *	6/1989	Toyoda et al.	177/25.18
D316,681	S *	5/1991	Takasuna et al.	D10/49
5,258,580	A *	11/1993	Bergholt	177/25.18
D421,399	S *	3/2000	Bennett et al.	D10/50
6,046,411	A *	4/2000	Kawanishi et al.	177/25.13
D460,010	S *	7/2002	Robinson	D10/91
6,830,476	B2 *	12/2004	Gesuita et al.	177/25.18
7,214,891	B1 *	5/2007	Hewitt et al.	177/25.15
D621,730	S *	8/2010	Driver et al.	D10/49
D630,114	S *	1/2011	Chupp	D10/91
2009/0133939	A1 *	5/2009	Taylor et al.	177/108
2009/0277692	A1 *	11/2009	Tatsuoka et al.	177/25.18
2010/0000801	A1 *	1/2010	Smith et al.	177/25.15
2011/0036645	A1 *	2/2011	Kageyama et al.	177/25.18
2012/0031683	A1 *	2/2012	Schoen	177/25.12

* cited by examiner

(57) **CLAIM**

The ornamental design for a display device with graphical user interface for a combined weighing instrument, as shown and described.

DESCRIPTION

FIG. 1 illustrates a first graphical state of a graphical user interface displayed on a display device associated with a combined weighing instrument.

FIG. 2 illustrates a second graphical state of the graphical user interface of FIG. 1.

FIG. 3 illustrates a third graphical state of the graphical user interface of FIG. 1.

FIG. 4 illustrates a fourth graphical state of the graphical user interface of FIG. 1; and,

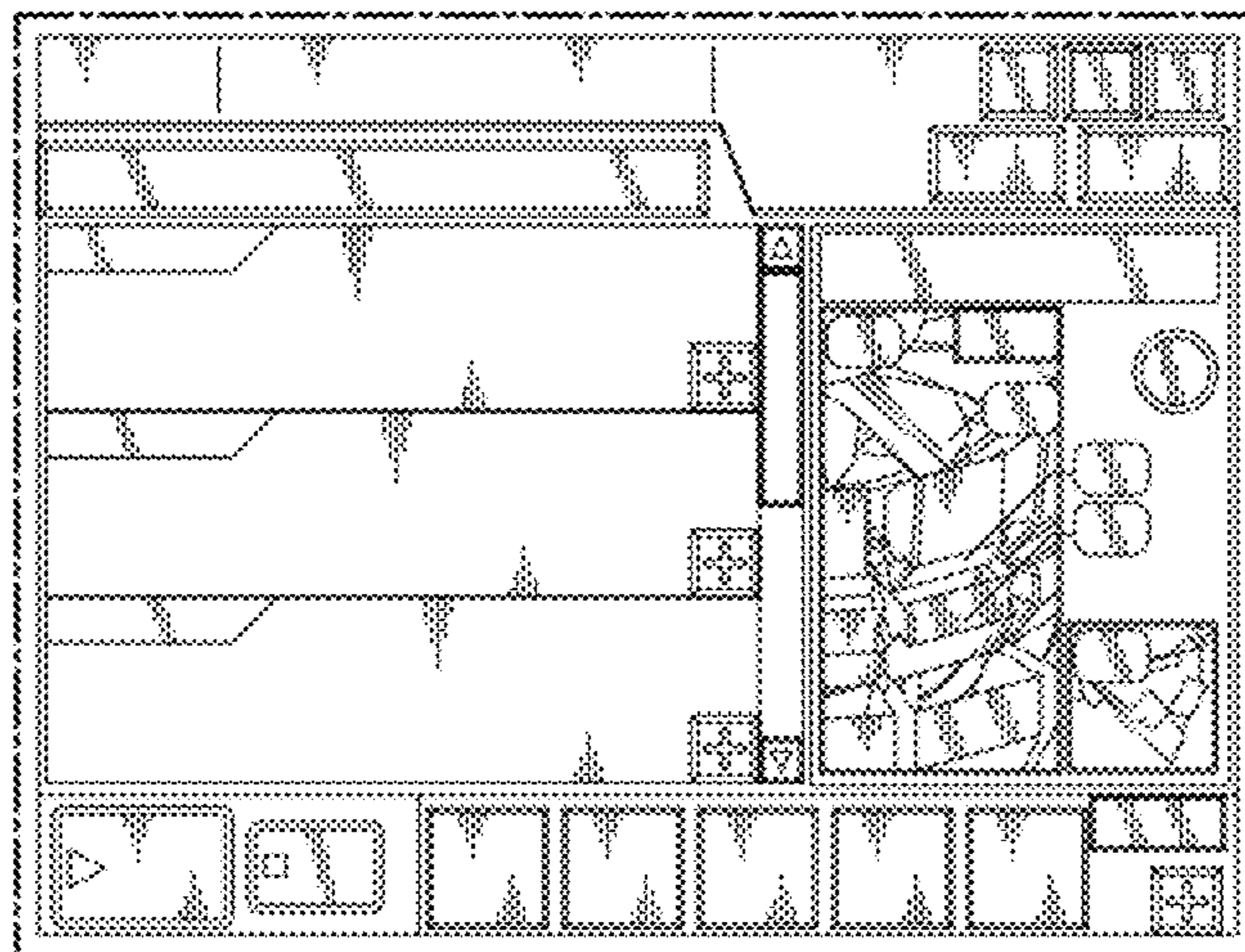
FIG. 5 illustrates a fifth graphical state of the graphical user interface of FIG. 1.

The dot-dashed lines in FIGS. 1-5 illustrate a display device for a combined weighing instrument, upon which a graphical user interface is displayed with the graphical states illustrated in FIGS. 1-5 for carrying out various operations of the combined weighing instrument.

The broken lines form no part of the claimed design.

FIG. 2 shows a graphical state of selecting a switching button which causes the display to switch from the graphical state shown in FIG. 1 to an all function button display mode illustrated in FIG. 2. FIGS. 3-5 respectively show states of selecting respective switching buttons to display a detail display mode corresponding to the respective information display areas, and show a graphical state of switching the information display area from a simple display mode as illustrated in FIG. 1 to the corresponding detail display modes illustrated in each of FIGS. 3-5.

1 Claim, 3 Drawing Sheets



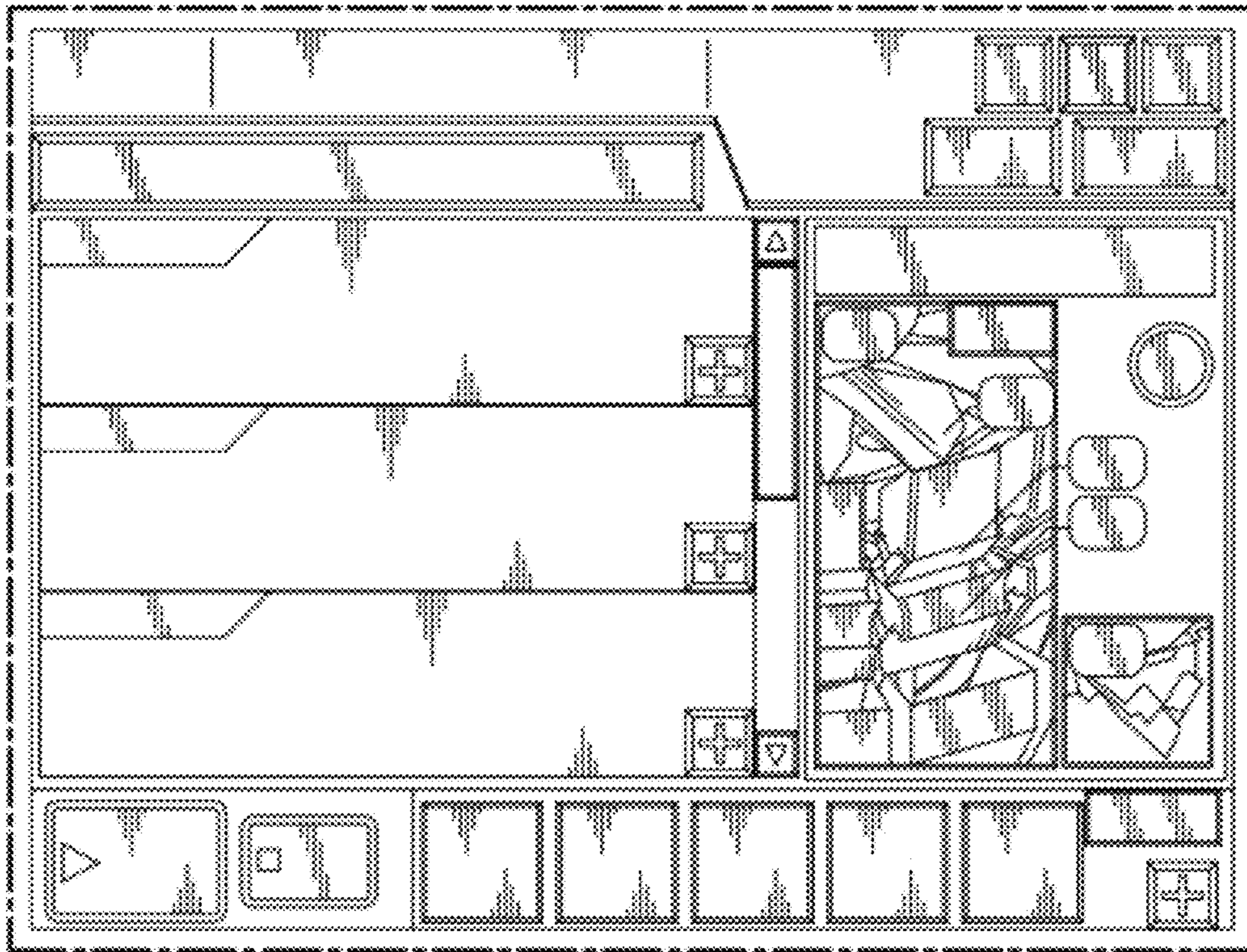


FIG. 1

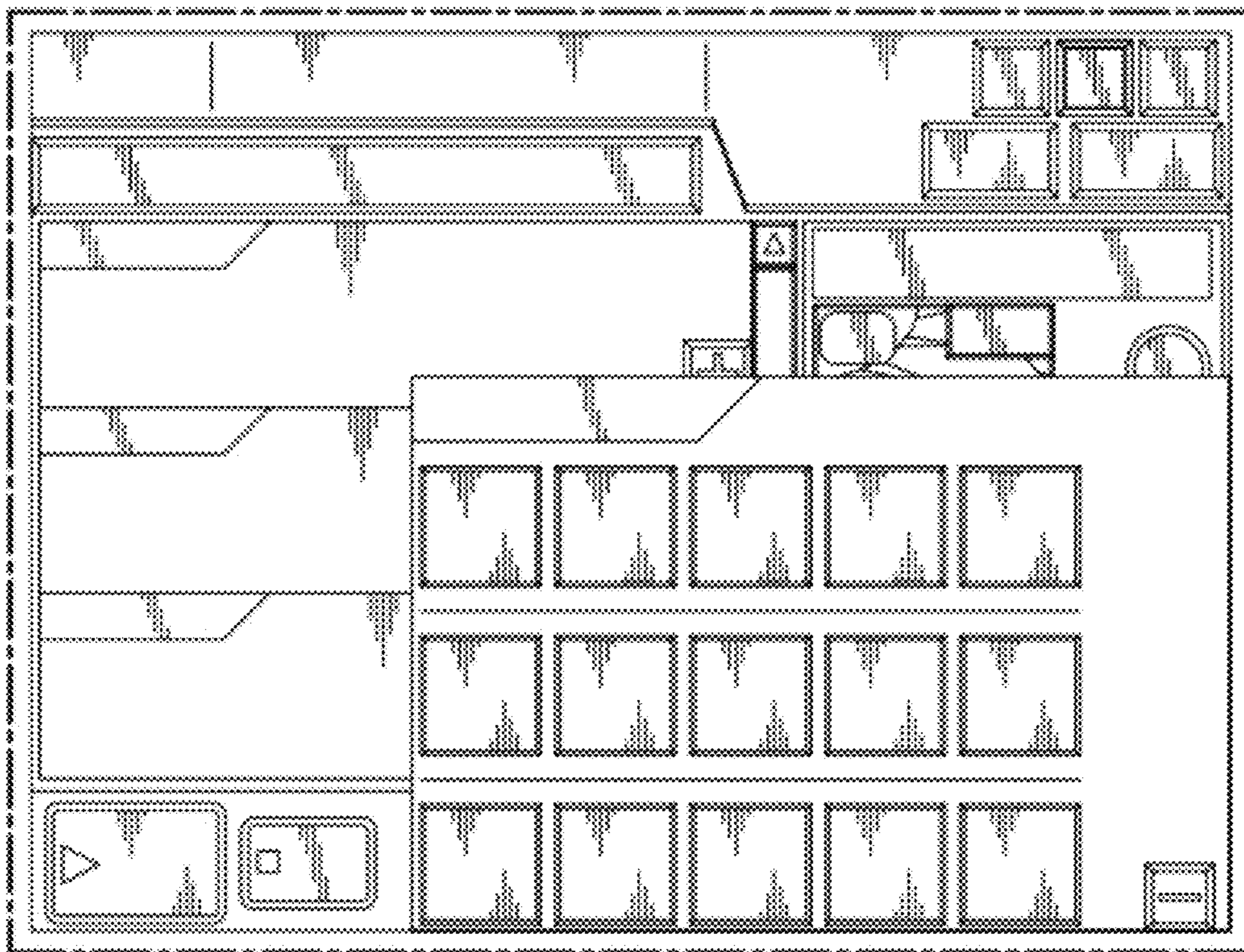


FIG. 2

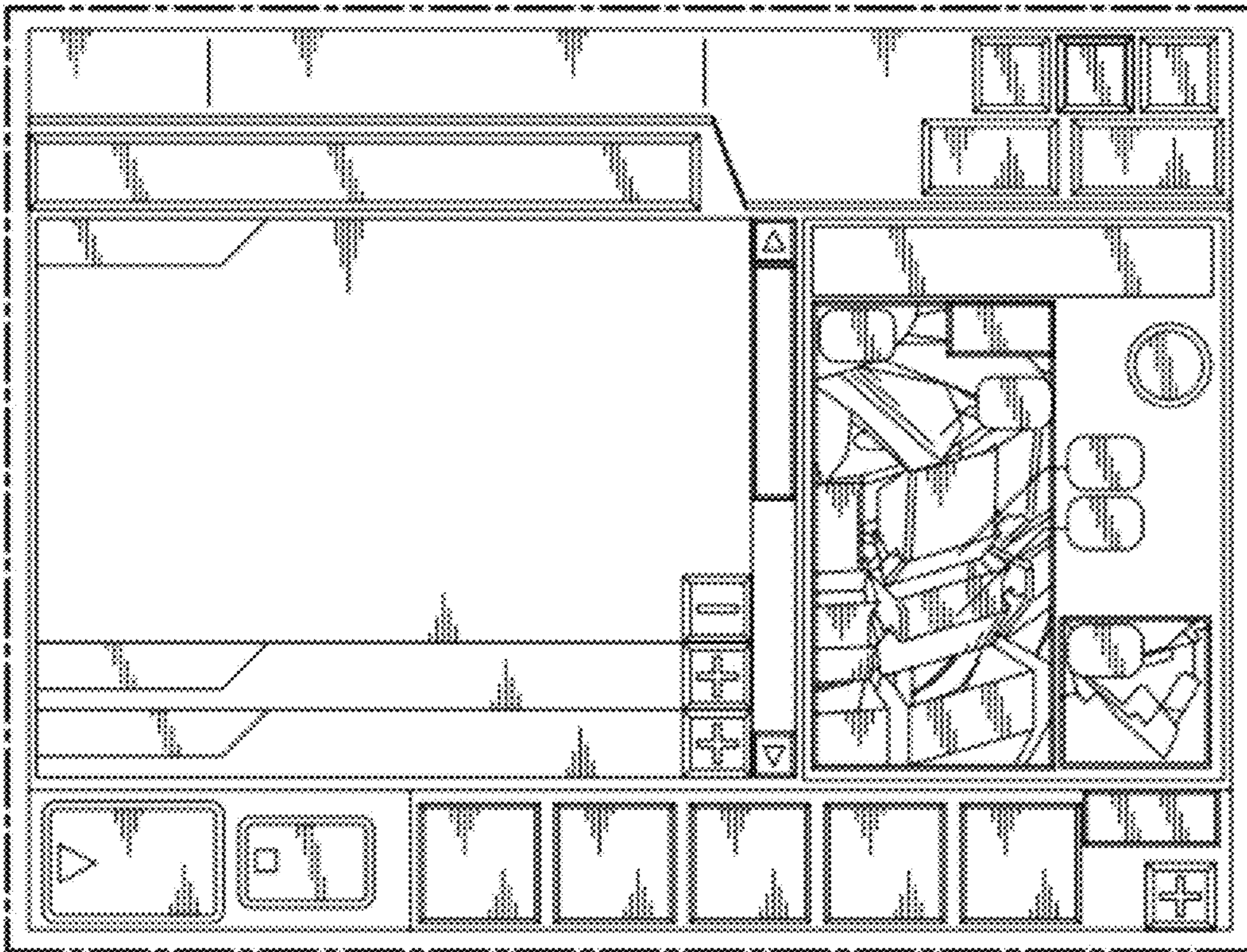


FIG. 3

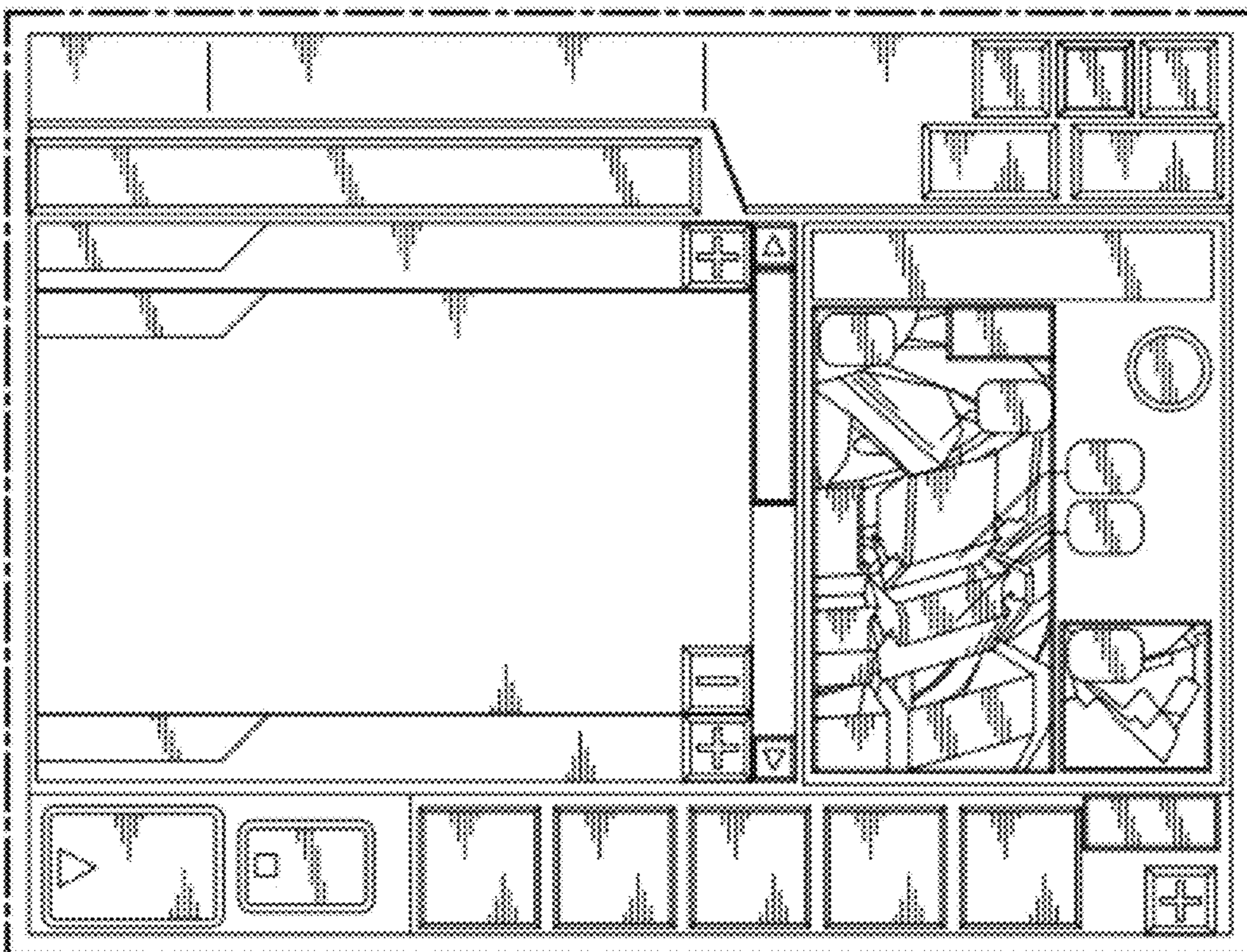


FIG. 4

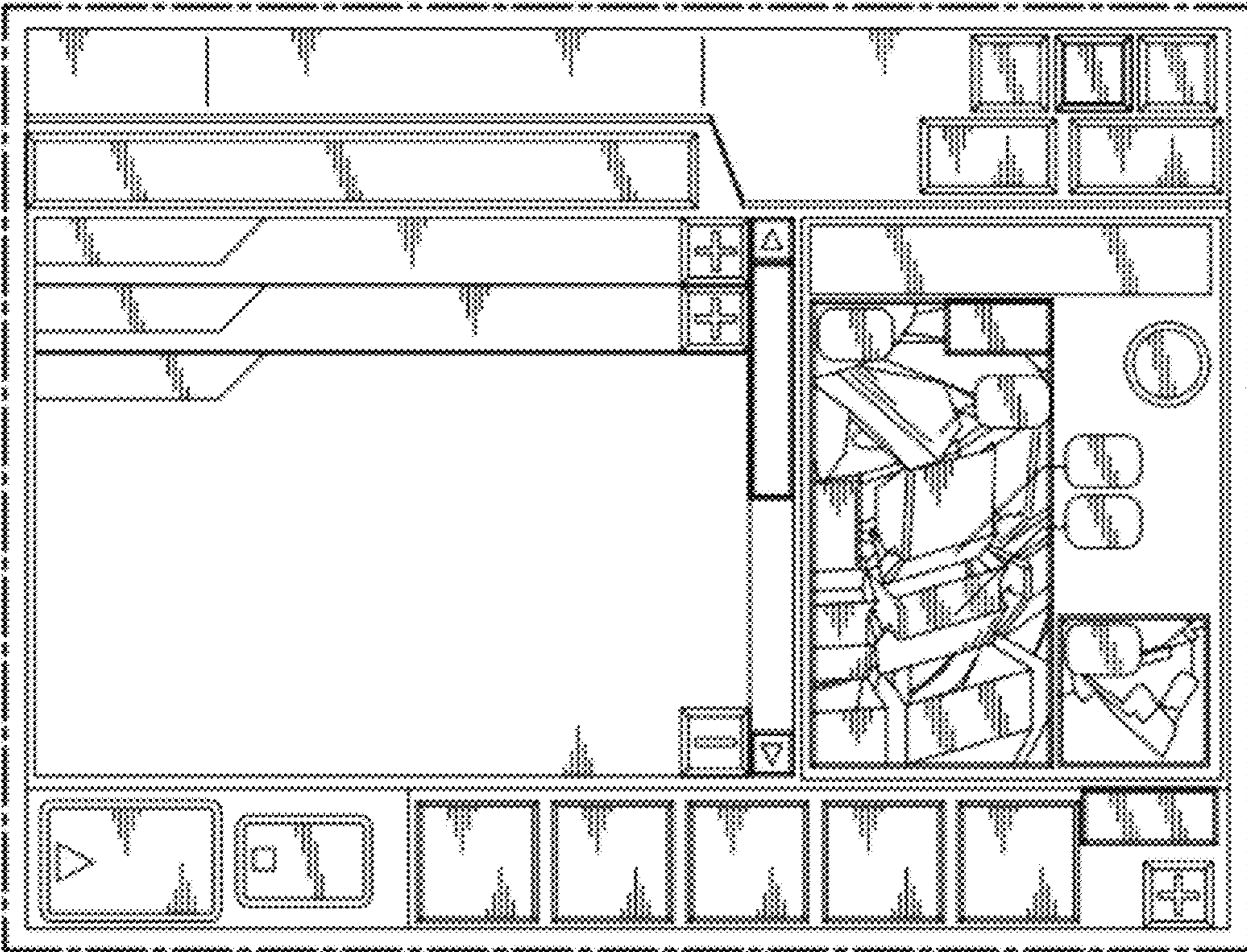


FIG. 5

UNITED STATES PATENT AND TRADEMARK OFFICE
CERTIFICATE OF CORRECTION

PATENT NO. : D675,120 S
APPLICATION NO. : 29/390909
DATED : January 29, 2013
INVENTOR(S) : Kazuhiko Yamashita

Page 1 of 1

It is certified that error appears in the above-identified patent and that said Letters Patent is hereby corrected as shown below:

Title Page, Column 2, In the Description of Fig. 4, at line 2, delete “; and,” and insert a
--.-- after ‘1’.

Signed and Sealed this
Seventh Day of May, 2013



Teresa Stanek Rea
Acting Director of the United States Patent and Trademark Office