

US00D675114S

(12) **United States Design Patent**
Lacotta et al.

(10) **Patent No.:** **US D675,114 S**
(45) **Date of Patent:** **** Jan. 29, 2013**

(54) **THERMOMETER CRADLE**

(75) Inventors: **Paul Lacotta**, Tenafly, NJ (US); **Dio Climaco Cavero**, North Merrick, NY (US); **Rich Thrush**, Jersey City, NY (US)

(73) Assignee: **Kaz USA, Inc.**, Southborough, MA (US)

(**) Term: **14 Years**

(21) Appl. No.: **29/400,842**

(22) Filed: **Sep. 1, 2011**

(51) **LOC (9) Cl.** **10-04**

(52) **U.S. Cl.** **D10/60**

(58) **Field of Classification Search** D10/60;
374/E1.012, E1.018, 120, 141, 158, 208,
374/209; 600/549

See application file for complete search history.

(56) **References Cited**

U.S. PATENT DOCUMENTS

D330,170 S *	10/1992	Arioka	D10/60
D336,862 S *	6/1993	Ayton et al.	D10/60
D356,964 S *	4/1995	Turo et al.	D10/60
7,434,991 B2 *	10/2008	Harr et al.	374/121

8,123,402 B2 *	2/2012	Li	374/158
2006/0120432 A1 *	6/2006	Lantz et al.	374/208
2007/0268956 A1 *	11/2007	Walker et al.	374/158
2009/0092172 A1 *	4/2009	Harr et al.	374/158

* cited by examiner

Primary Examiner — Antoine D Davis

(74) *Attorney, Agent, or Firm* — Stroock & Stroock & Lavan LLP

(57) **CLAIM**

The ornamental design for a thermometer cradle, as shown and described.

DESCRIPTION

FIG. 1 is a perspective view of a thermometer cradle constructed in accordance with an embodiment of the present invention;

FIG. 2 is a front view of the thermometer cradle of FIG. 1; FIG. 3 is a left side view of the thermometer cradle of FIG. 1; FIG. 4 is a back view of the thermometer cradle of FIG. 1; FIG. 5 is a right side view of the thermometer cradle of FIG. 1;

FIG. 6 is a top view of the thermometer cradle of FIG. 1; and, FIG. 7 is a bottom view of the thermometer cradle of FIG. 1. The elements delineated in dashed lines form no part of the claimed design of the thermometer cradle.

1 Claim, 3 Drawing Sheets

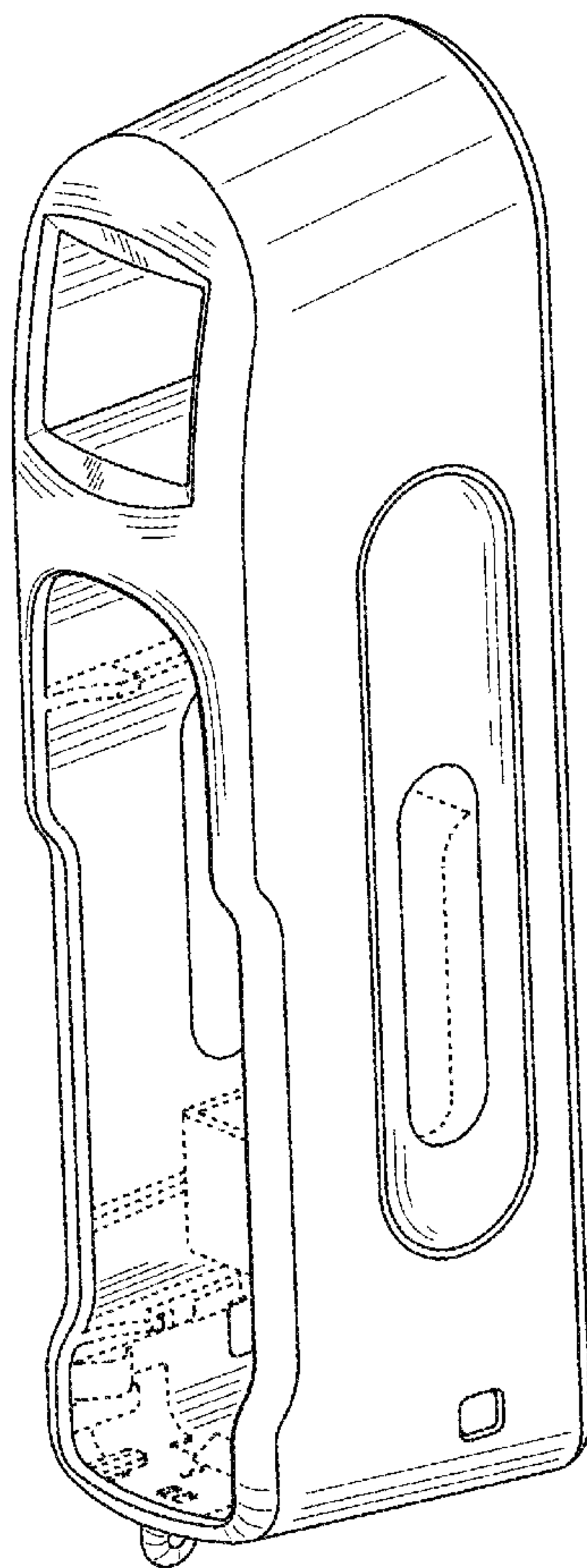


Figure 1

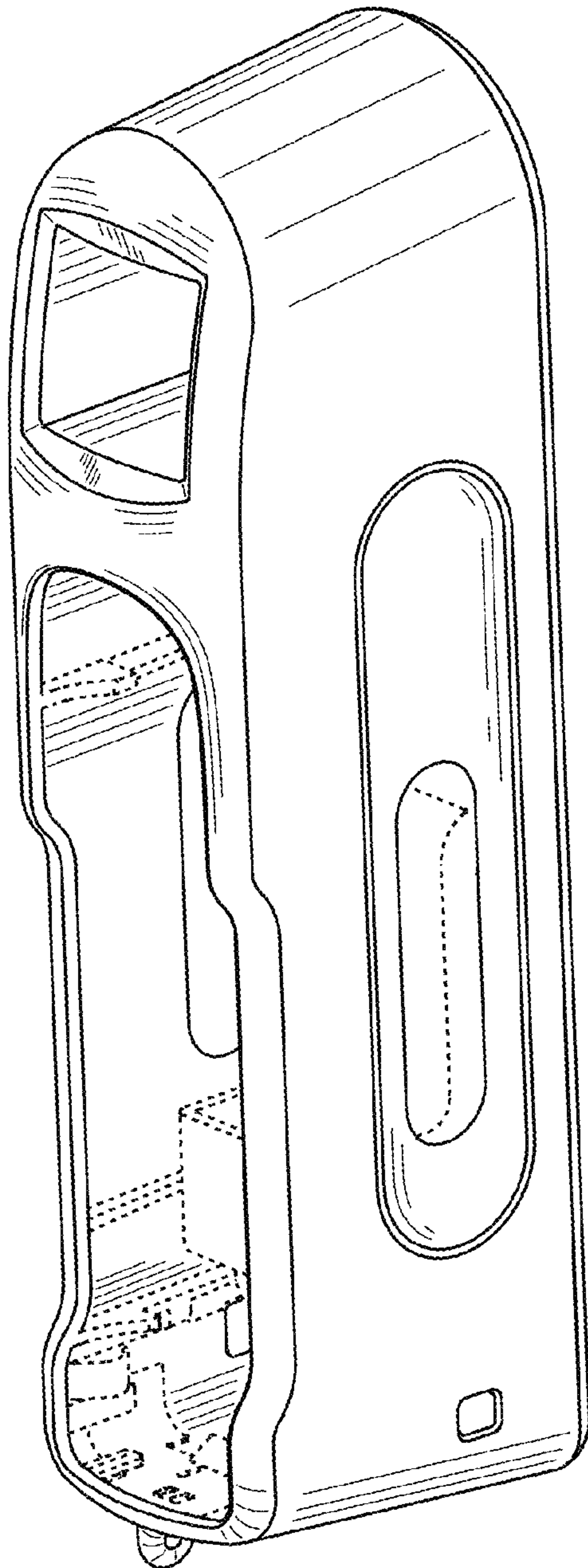


Figure 2

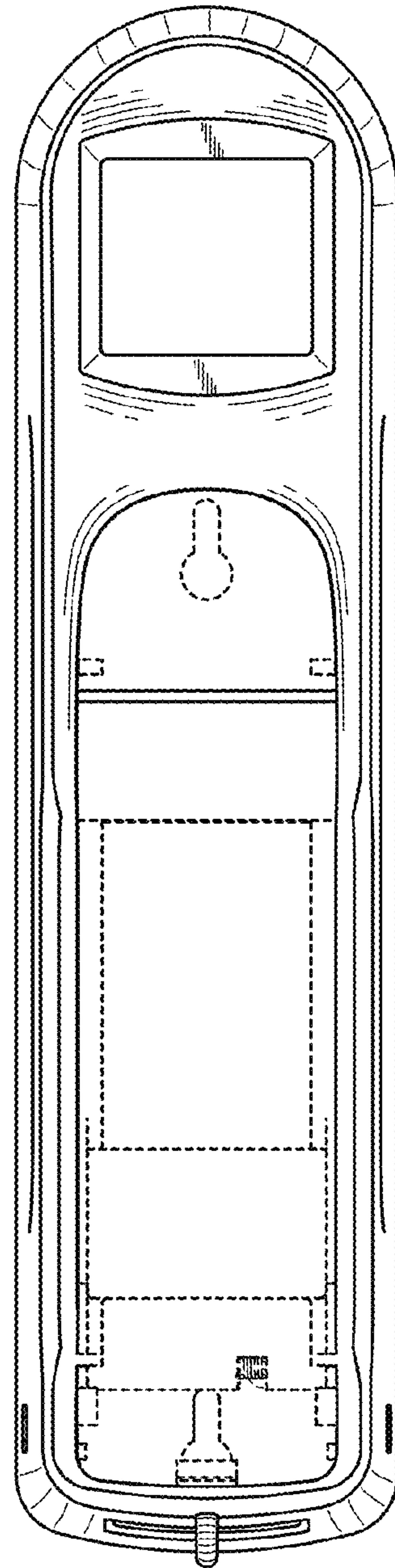


Figure 3

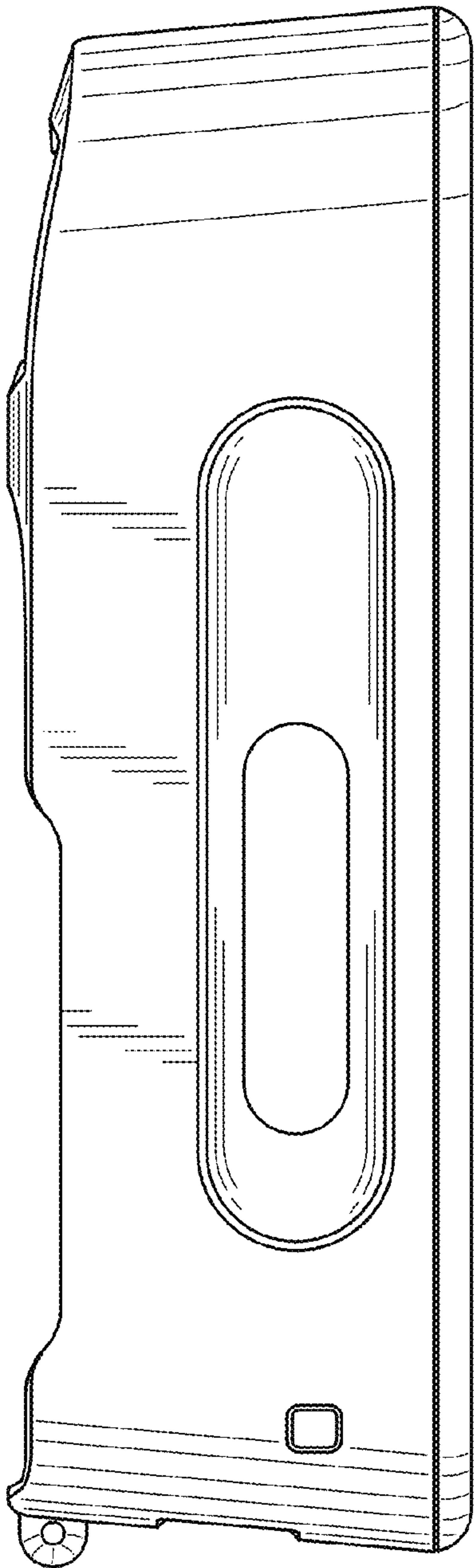


Figure 4

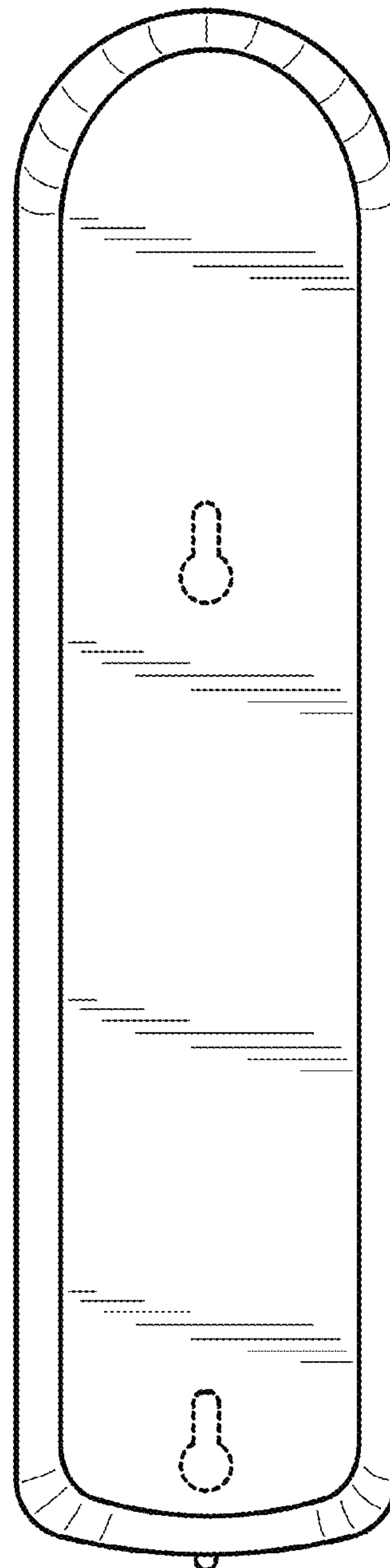


Figure 5

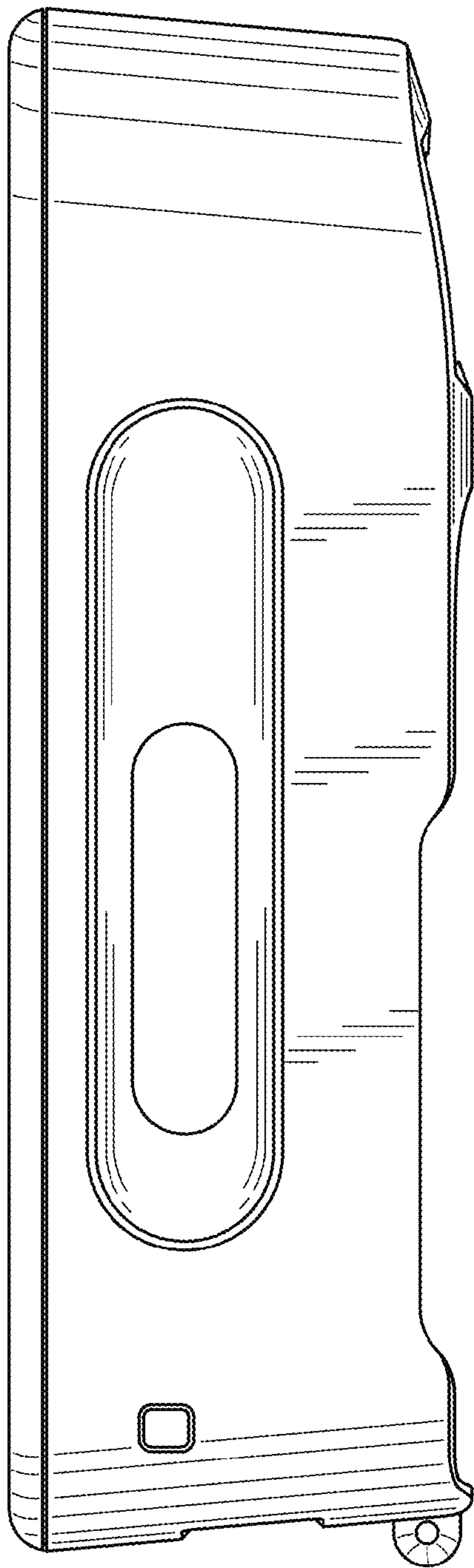


Figure 6




Figure 7

