



US00D675108S

(12) **United States Design Patent**  
**Muhl et al.**

(10) **Patent No.:** **US D675,108 S**  
(45) **Date of Patent:** **\*\* Jan. 29, 2013**

(54) **BOTTLE AND CAP**

(75) Inventors: **Till Muhl**, Hamburg (DE); **Günter Wissmann**, Schenefeld (DE)

(73) Assignee: **Henkel AG & Co. KGaA**, Duesseldorf (DE)

(\*\*) Term: **14 Years**

(21) Appl. No.: **29/412,409**

(22) Filed: **Feb. 2, 2012**

(30) **Foreign Application Priority Data**

Aug. 2, 2011 (EM) ..... 001899691

(51) **LOC (9) Cl.** ..... **09-01**

(52) **U.S. Cl.** ..... **D9/724; D9/521**

(58) **Field of Classification Search** ..... D9/434,  
D9/435, 444, 445, 516, 521, 529-531, 533,  
D9/536, 559-560, 575, 682-694, 723-729;  
215/381-385; 220/660, 669; D28/4, 7  
See application file for complete search history.

(56) **References Cited**

**U.S. PATENT DOCUMENTS**

D123,502 S \* 11/1940 Jung ..... D9/453  
D177,044 S \* 3/1956 Hassler et al. .... D24/115

D180,828 S \* 8/1957 Funkey ..... D9/571  
D198,964 S \* 8/1964 Dash ..... D24/115  
D294,122 S \* 2/1988 Weber ..... D9/571  
D338,159 S \* 8/1993 Densky et al. .... D9/724  
D357,416 S \* 4/1995 Valentine ..... D9/516  
D379,933 S \* 6/1997 Lambrecht ..... D9/574  
D437,786 S \* 2/2001 van Swieten et al. .... D9/529  
D491,469 S \* 6/2004 Horie et al. .... D9/529  
D584,150 S \* 1/2009 Gibson et al. .... D9/453  
D624,641 S \* 9/2010 Boclet ..... D24/110  
D633,384 S \* 3/2011 Tanaka ..... D9/447

\* cited by examiner

*Primary Examiner* — Keli L Hill

(74) *Attorney, Agent, or Firm* — James E. Piotrowski;  
Steven C. Bauman

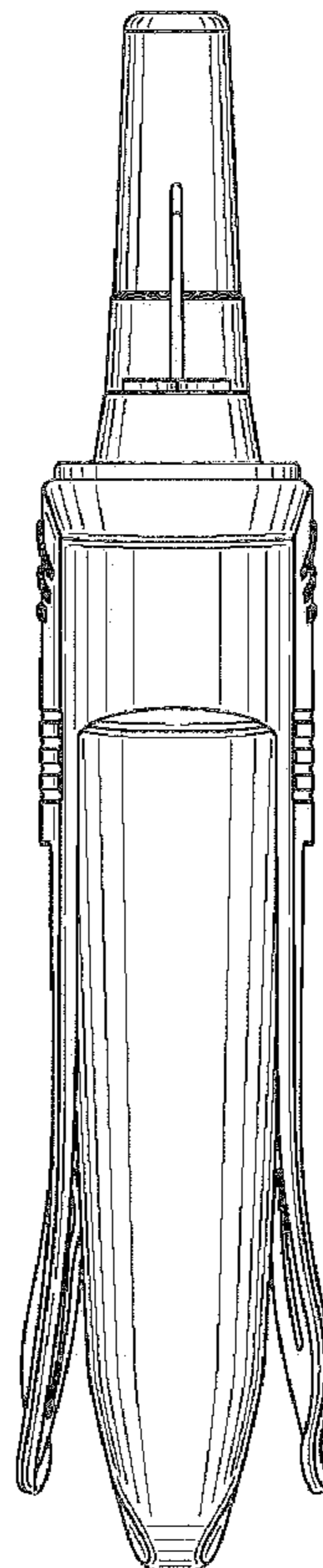
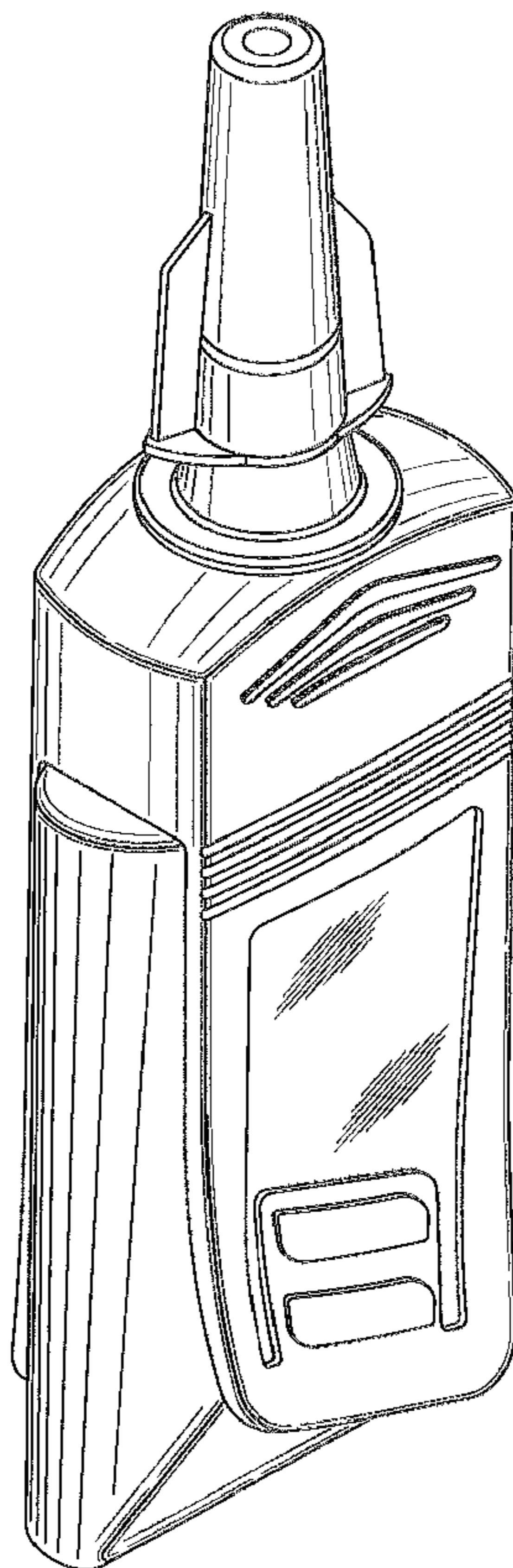
(57) **CLAIM**

The ornamental design for a bottle and cap, as shown and described.

**DESCRIPTION**

FIG. 1 is a top, front perspective view of a bottle and cap according to the new design;  
FIG. 2 is a front view thereof with the rear view being the same;  
FIG. 3 is a side view thereof with the other side view being the same;  
FIG. 4 is a top view thereof; and,  
FIG. 5 is a bottom view thereof.

**1 Claim, 4 Drawing Sheets**



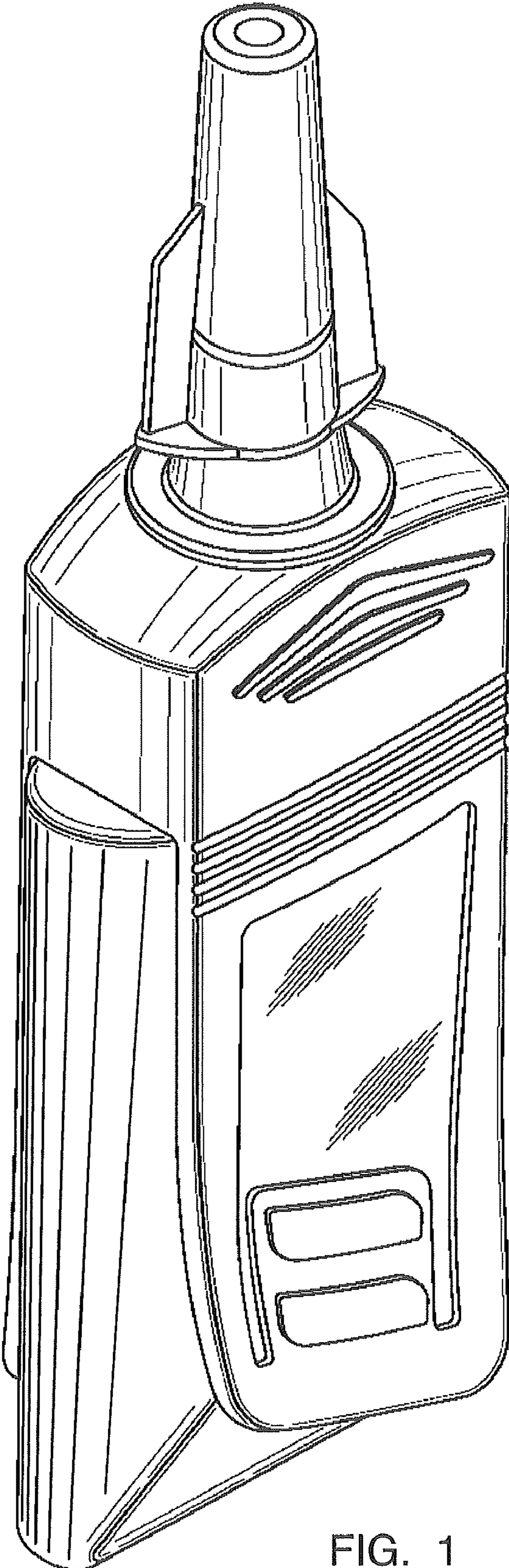


FIG. 1




FIG. 2

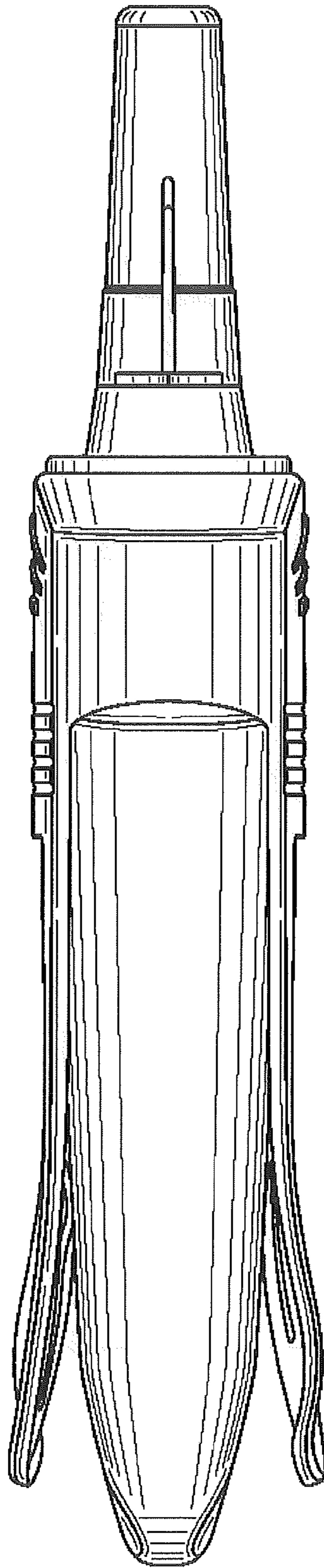


FIG. 3

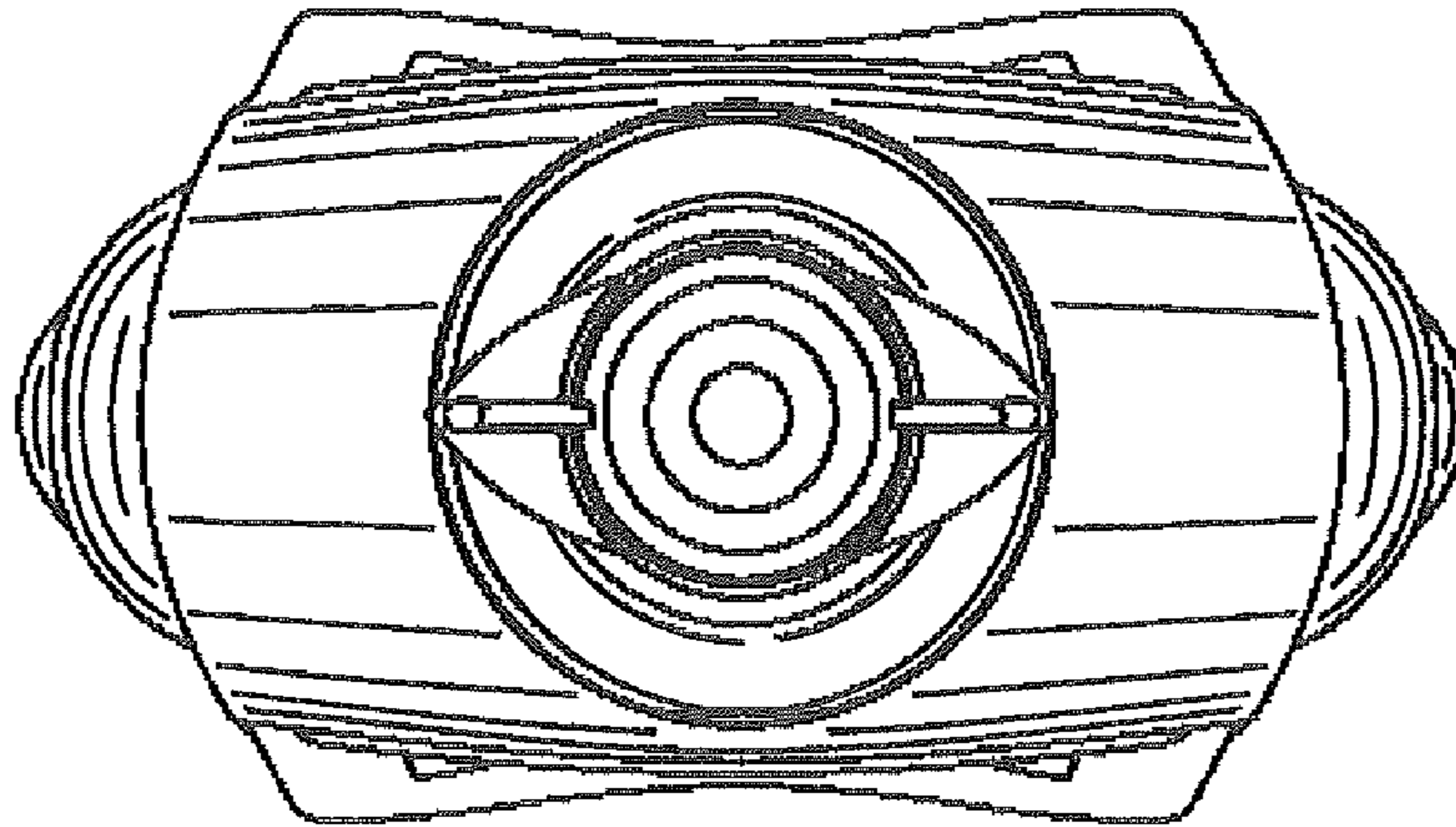


FIG. 4

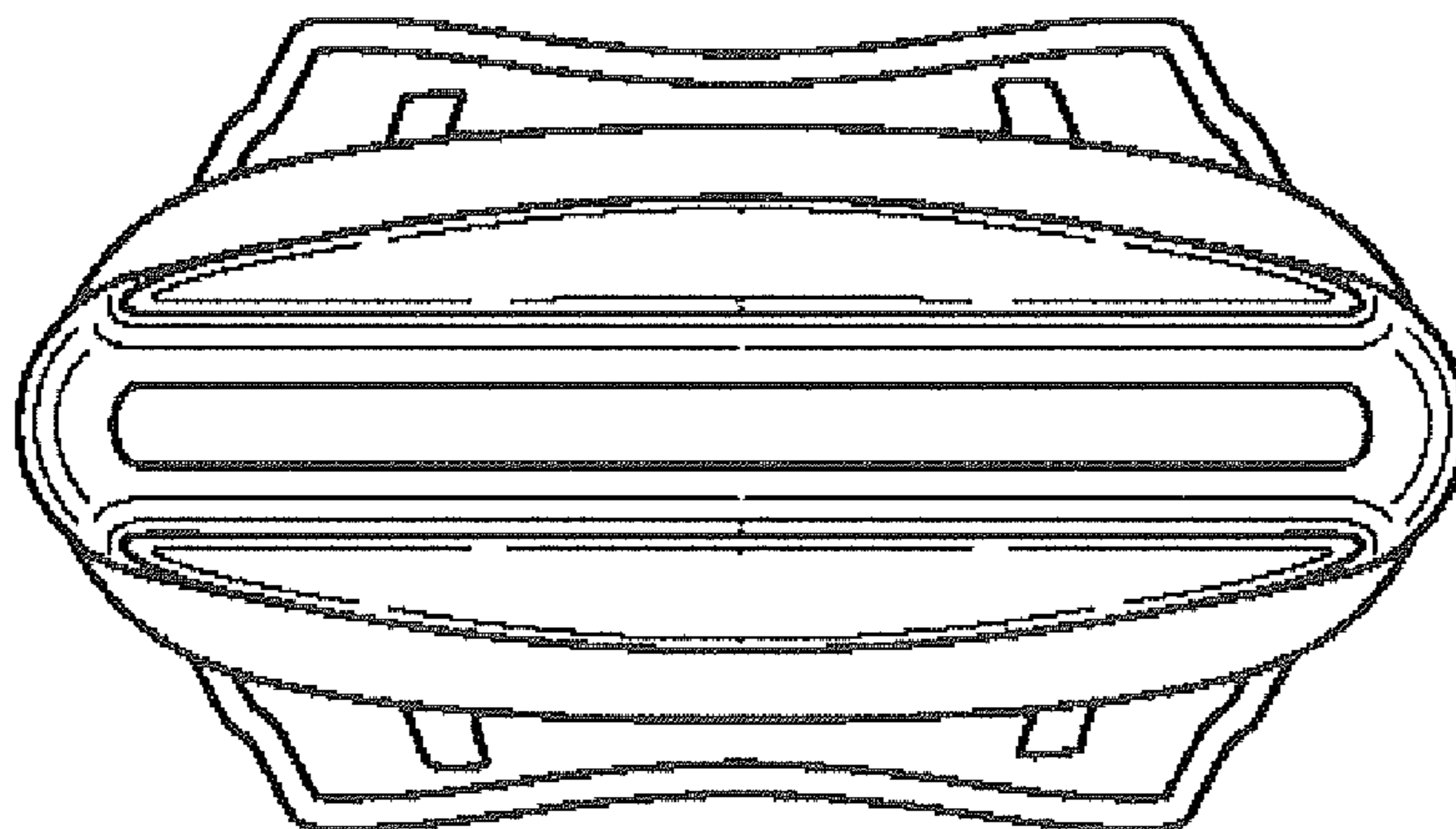


FIG. 5