



US00D675106S

(12) **United States Design Patent**
Powers et al.

(10) **Patent No.:** **US D675,106 S**
(45) **Date of Patent:** **** Jan. 29, 2013**

(54) **OVER THE COUNTER MEDICINAL CONTAINER WITH SURFACE ORNAMENTATION**

2004/0031719 A1 2/2004 Weinstein
2008/0155941 A1 7/2008 Williams-Hartman
2008/0311196 A1 12/2008 White
2010/0154365 A1 6/2010 Williams-Hartman

(75) Inventors: **Diane Danheiser Powers**, Mason, OH (US); **Aaron Paul Burghard**, Cincinnati, OH (US)

FOREIGN PATENT DOCUMENTS

WO WO 2004/085266 A2 10/2004

* cited by examiner

(73) Assignee: **The Proctor & Gamble Company**, Cincinnati, OH (US)

Primary Examiner — Caron D Veynar
Assistant Examiner — Abraham Bahta

(**) Term: **14 Years**

(74) *Attorney, Agent, or Firm* — Alexandra S. Anoff

(21) Appl. No.: **29/408,558**

(22) Filed: **Dec. 14, 2011**

(51) **LOC (9) Cl.** **09-05**

(52) **U.S. Cl.** **D9/707**

(58) **Field of Classification Search** D9/702-714,
D9/720-722, 430-433, 414-415, 418, 424,
D9/643, 645; 383/84, 47, 113, 45, 100, 108;
426/106; 220/376, 694; 229/922, 87.19,
229/200, 87.06, 87.08, 116.1; D5/99, 57-61;
D3/203.1, 201, 303; D24/121, 224, 108,
D24/118; 215/247; 604/408; 428/35.2,
428/34.1

See application file for complete search history.

(57) **CLAIM**

The ornamental design for an over the counter medicinal container with surface ornamentation, as shown and described.

DESCRIPTION

The present application file contains at least one drawing executed in color. Copies of this patent or patent application publication with color drawing(s) will be provided by the Office upon request and payment of the necessary fee.

FIG. 1 is a perspective view of an over the counter medicinal container with surface ornamentation embodying our new design;

FIG. 2 is a front view thereof;

FIG. 3 is a rear view thereof;

FIG. 4 is right side view thereof;

FIG. 5 is a left side view thereof;

FIG. 6 is a top view thereof;

FIG. 7 is a bottom view thereof;

FIG. 8 is a perspective view of a second embodiment of an over the counter medicinal container with surface ornamentation embodying our new design;

FIG. 9 is a front view thereof;

FIG. 10 is a rear view thereof;

FIG. 11 is a right side view thereof;

FIG. 12 is a left side view thereof;

FIG. 13 is a top view thereof;

FIG. 14 is a bottom view thereof;

(56) **References Cited**

U.S. PATENT DOCUMENTS

4,295,567	A	10/1981	Knudsen	
4,490,420	A *	12/1984	Yoshida	428/35.2
D370,625	S	6/1996	Kelsey et al.	
D407,816	S *	4/1999	Barney et al.	D24/118
6,270,796	B1	8/2001	Weinstein	
6,375,956	B1	4/2002	Hermelin et al.	
6,564,945	B1	5/2003	Weinstein et al.	
7,063,211	B2	6/2006	Williams-Hartman	
7,188,728	B2	3/2007	Williams-Hartman	
D578,020	S *	10/2008	Schreiter et al.	D9/709
7,448,496	B2	11/2008	Williams-Hartman	
D601,433	S *	10/2009	McClelland et al.	D9/658
7,665,610	B2	2/2010	Williams-Hartman	
D656,395	S *	3/2012	Campbell et al.	D9/434
D658,361	S *	5/2012	Kontos	D3/203.1
2002/0162769	A1	11/2002	Weinstein	

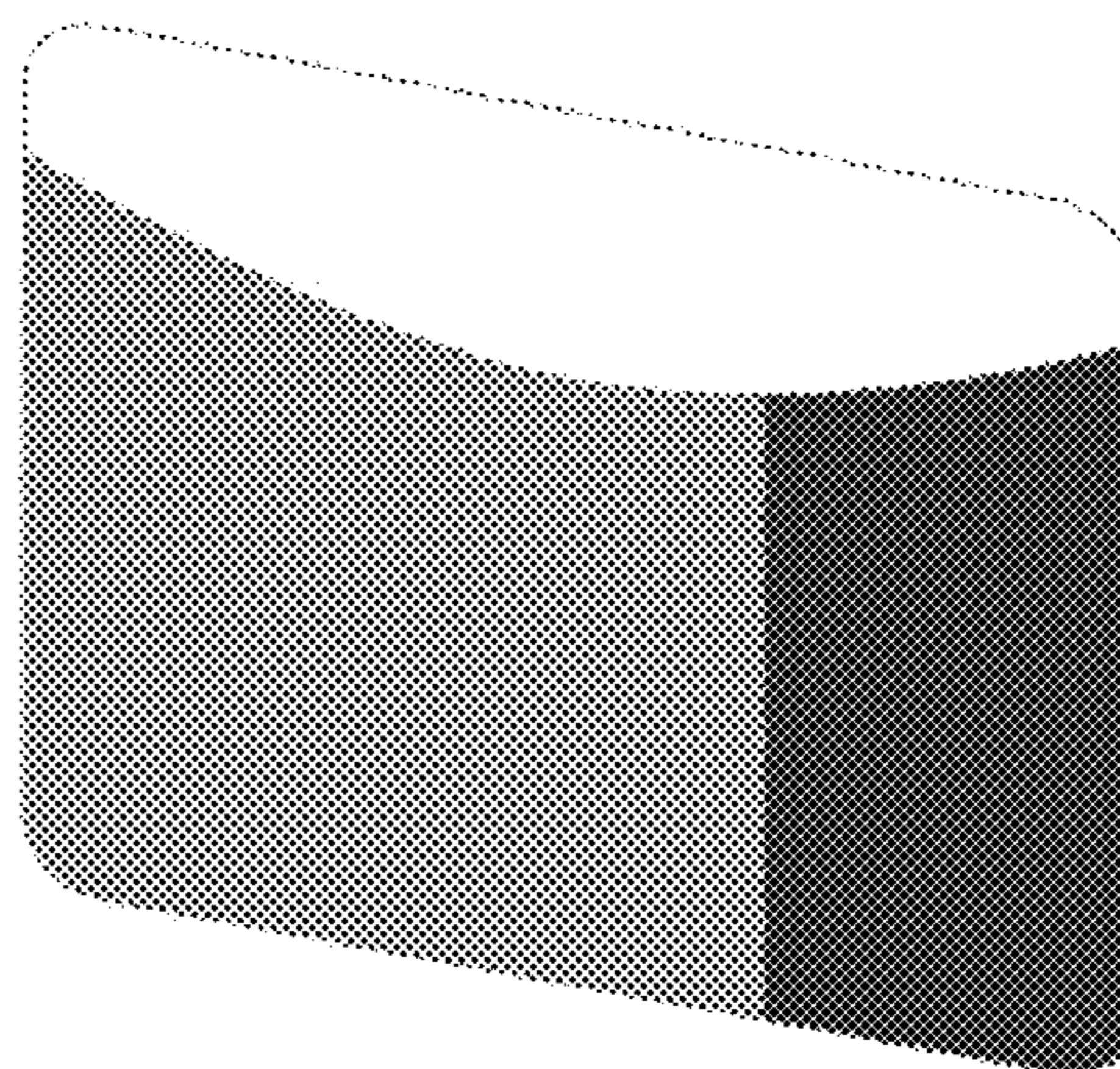
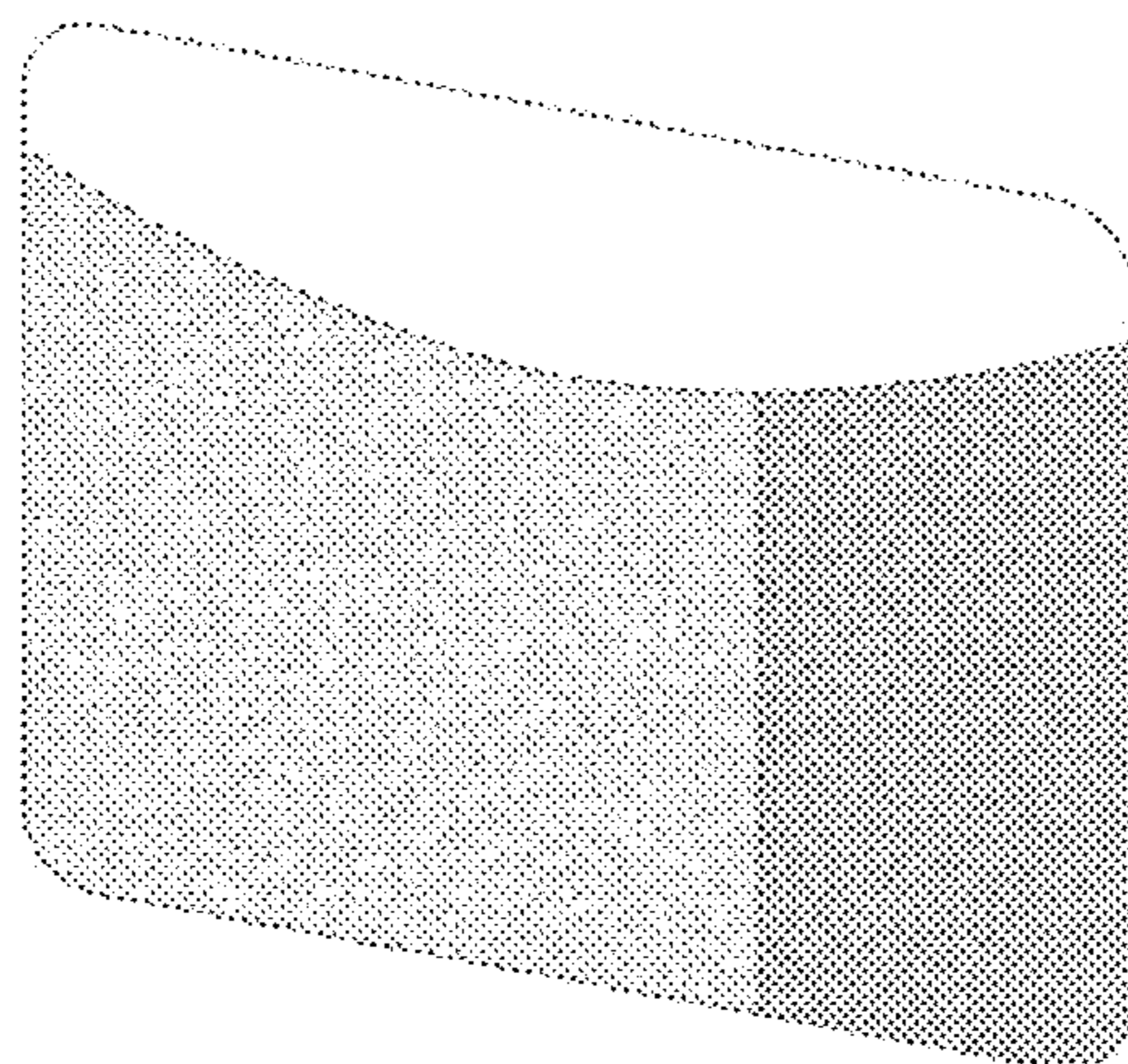


FIG. 15 is a perspective view of a third embodiment of an over the counter medicinal container with surface ornamentation embodying our new design;

FIG. 16 is a front view thereof;

FIG. 17 is a rear view thereof;

FIG. 18 is a right side view thereof;

FIG. 19 is a left side view thereof;

FIG. 20 is a top view thereof;

FIG. 21 is a bottom view thereof;

FIG. 22 is a perspective view of a fourth embodiment of an over the counter medicinal container with surface ornamentation embodying our new design;

FIG. 23 is a front view thereof;

FIG. 24 is a rear view thereof;

FIG. 25 is a right side view thereof;

FIG. 26 is a left side view thereof;

FIG. 27 is a top view thereof; and,

FIG. 28 is a bottom view thereof.

Broken lines are included herein for illustrative purposes only and form no part of the claimed design. In FIG. 1-2 the stippling represents color contrast. In FIGS. 15-16 and 22-23 the medicinal container is lined for color.

**1 Claim, 8 Drawing Sheets
(1 of 8 Drawing Sheet(s) Filed in Color)**

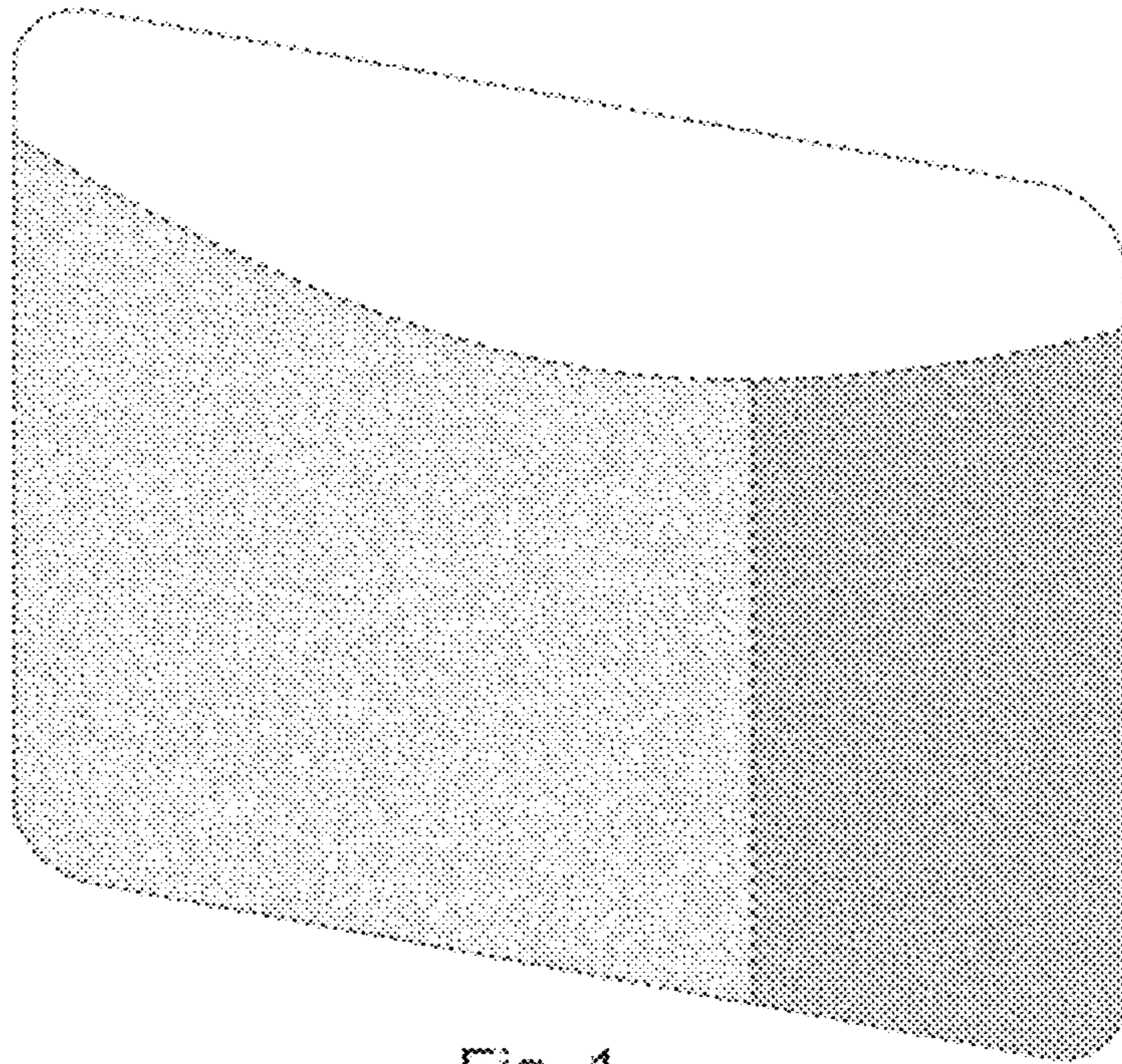


Fig. 1




Fig. 2



Fig. 3

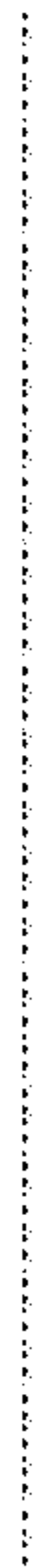


Fig. 4



Fig. 5



Fig. 6

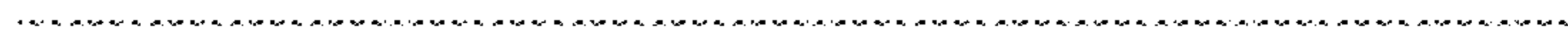


Fig. 7

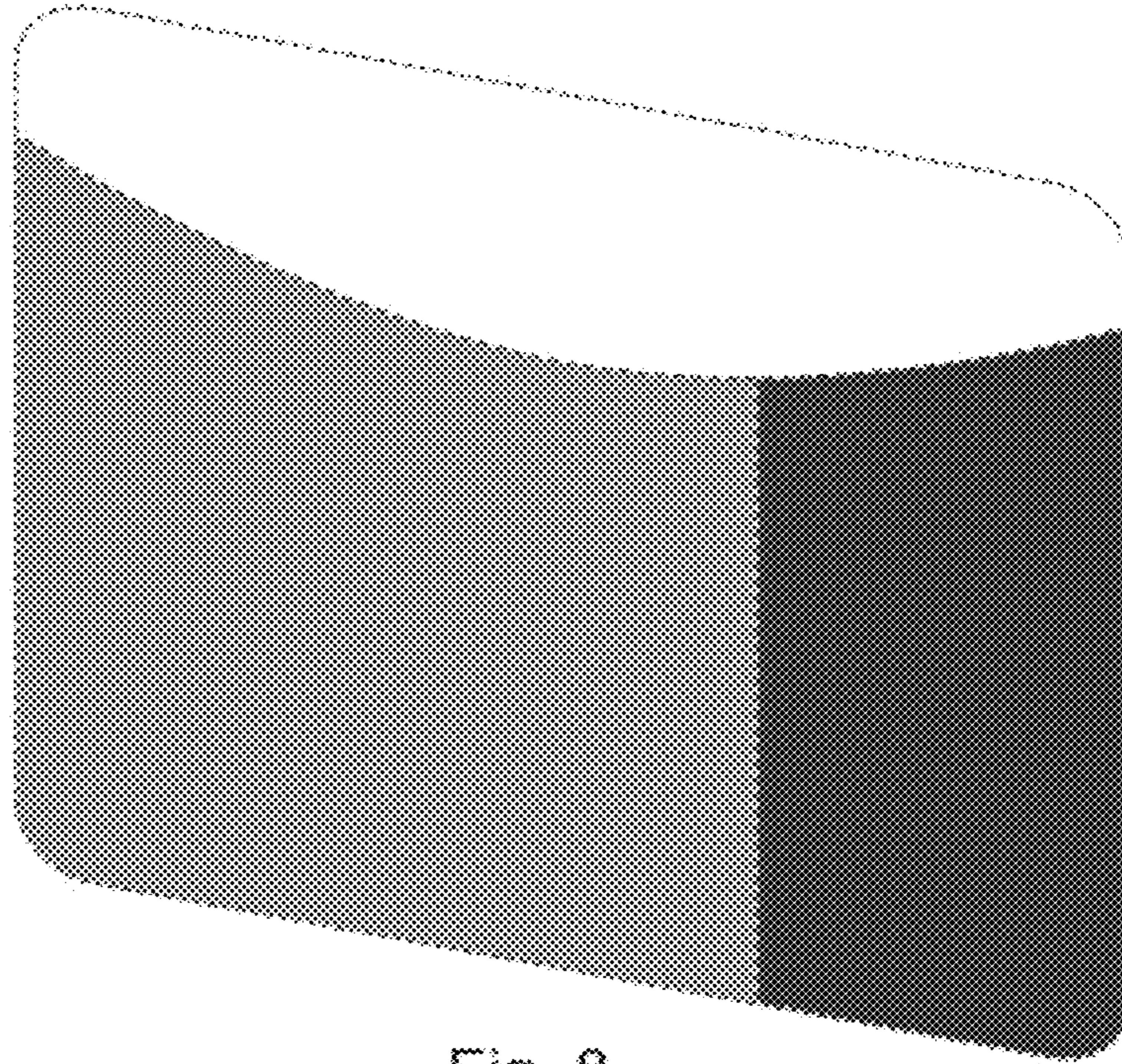


Fig. 8

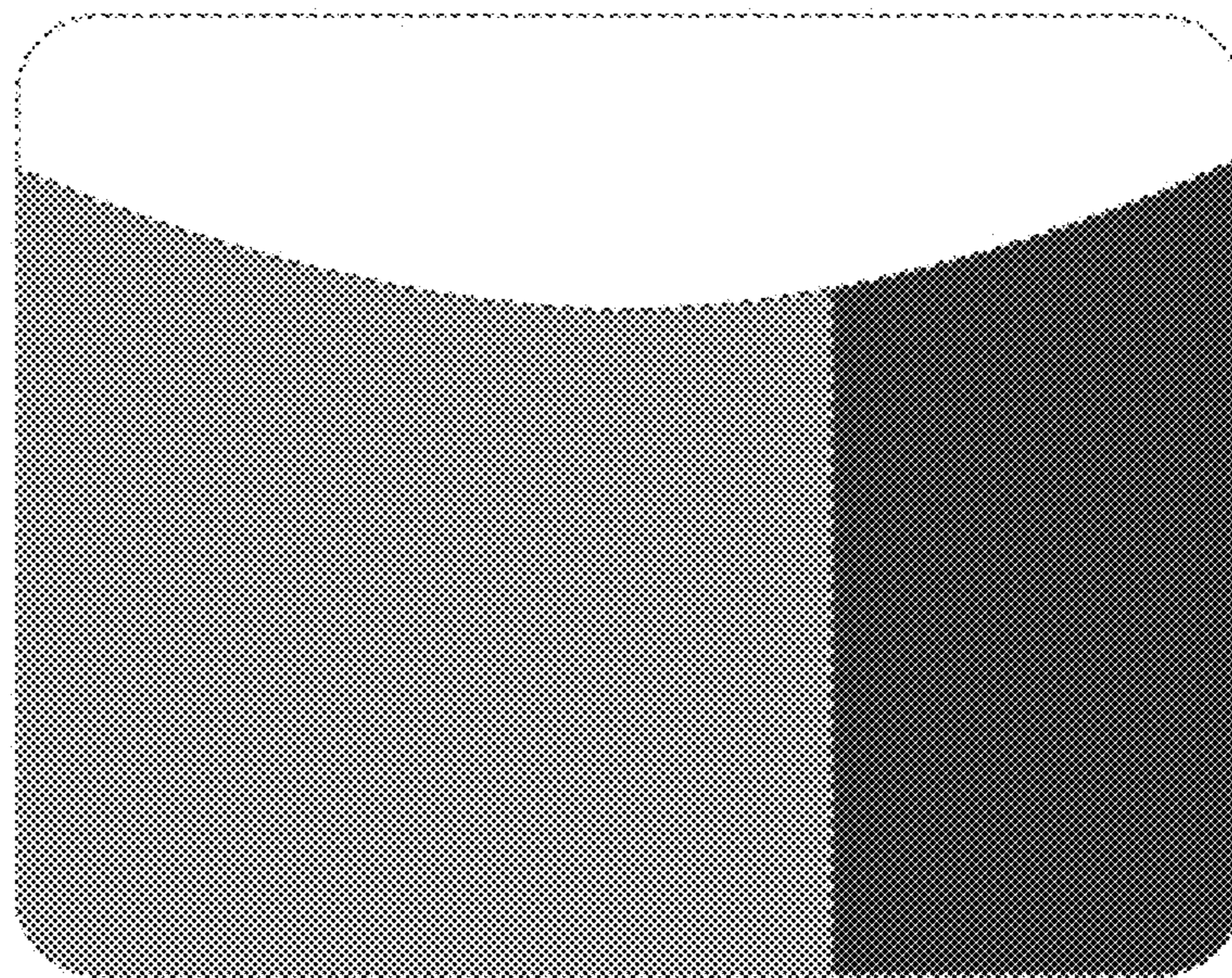


Fig. 9



Fig. 10

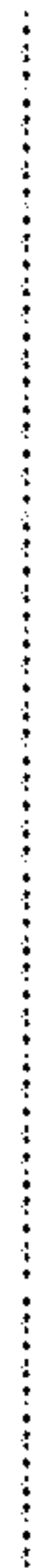


Fig. 11

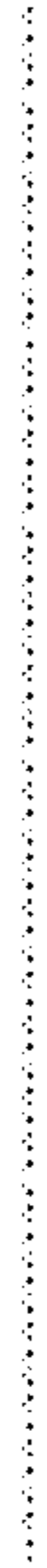


Fig. 12

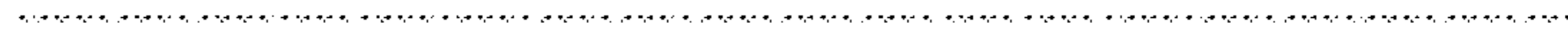


Fig. 13



Fig. 14

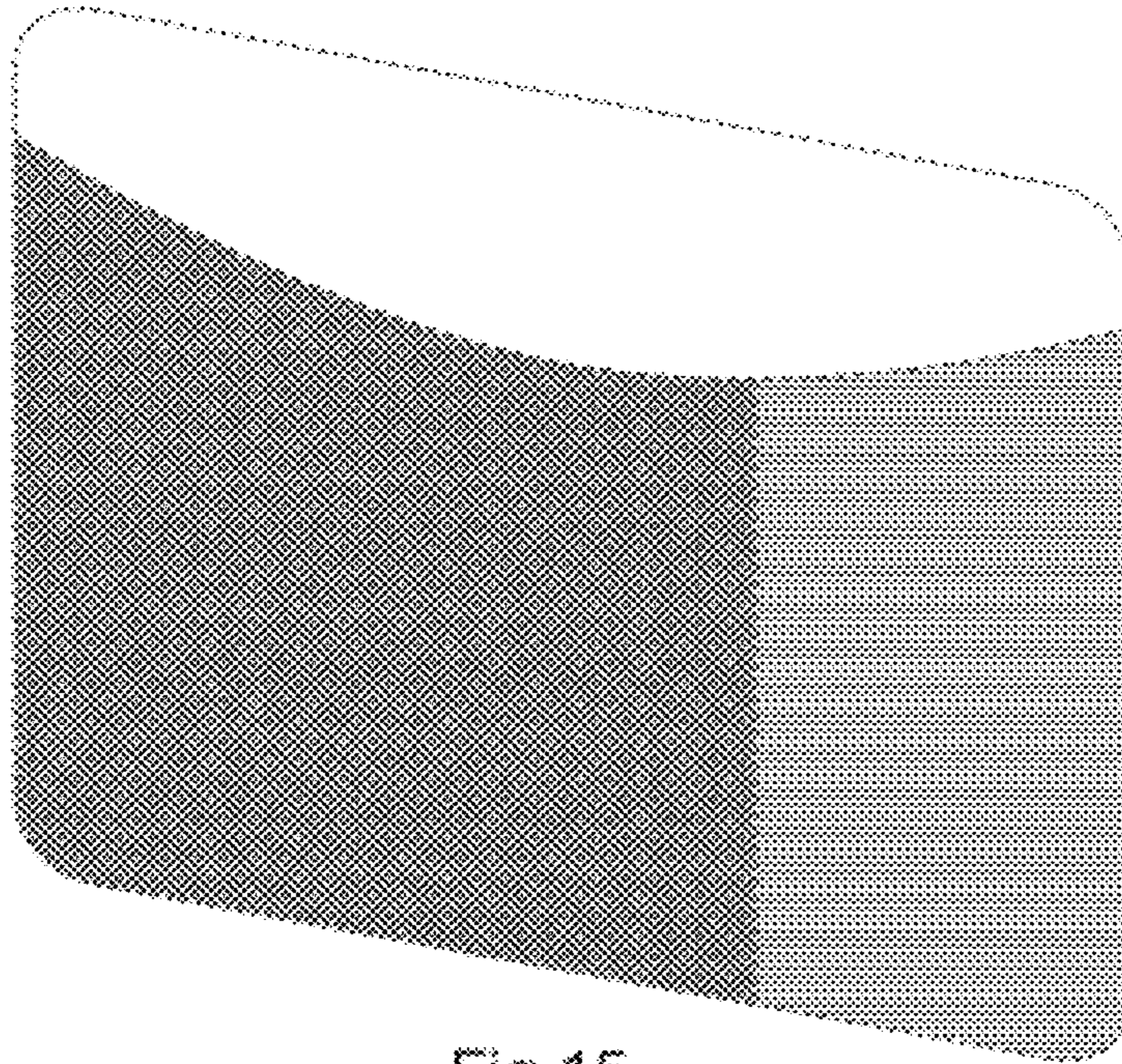


Fig. 15




Fig. 16



Fig. 17

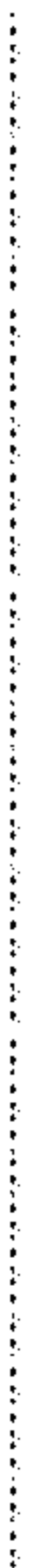


Fig. 18



Fig. 19

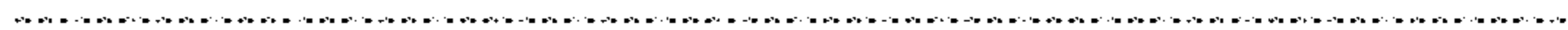


Fig. 20



Fig. 21

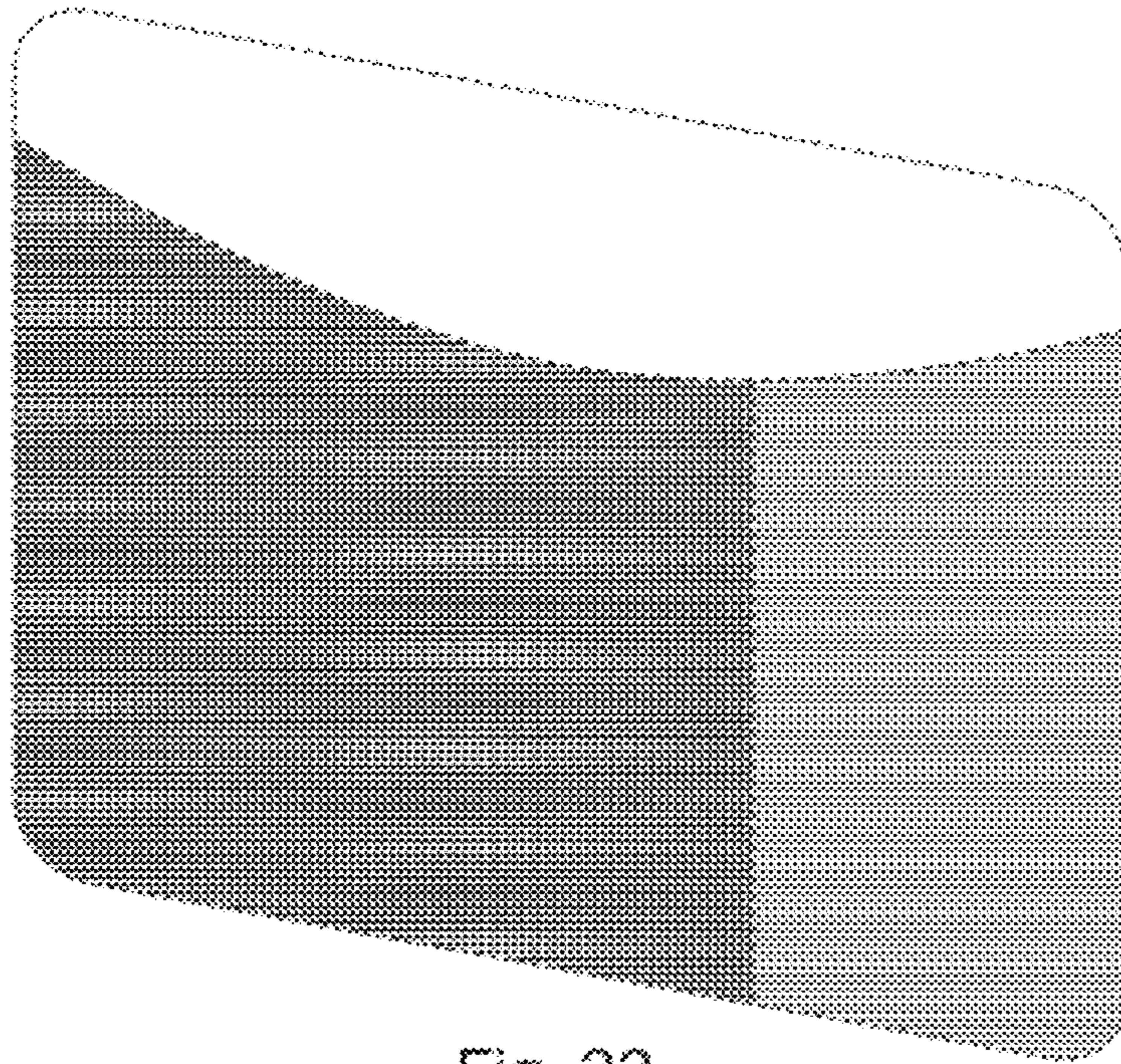


Fig. 22




Fig. 23



Fig. 24

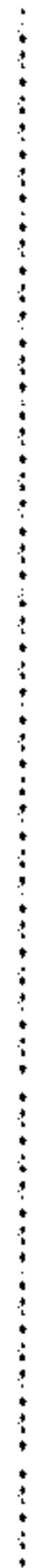


Fig. 25

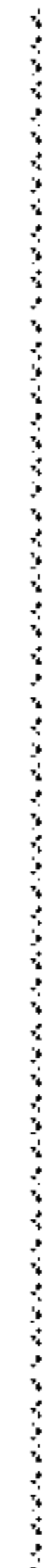


Fig. 26

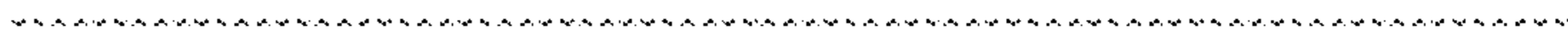


Fig. 27



Fig. 28