

US00D675098S

(12) **United States Design Patent**
Gonzalez Rodriguez

(10) **Patent No.:** **US D675,098 S**
(45) **Date of Patent:** **** Jan. 29, 2013**

(54) **BOTTLE**

(75) Inventor: **Alonso Gonzalez Rodriguez**, Naucalpan de Juárez (MX)

(73) Assignee: **Grupo Pavis Sa de CV**, Naucalpan de Juarez (MX)

(**) Term: **14 Years**

(21) Appl. No.: **29/394,090**

(22) Filed: **Jun. 13, 2011**

(30) **Foreign Application Priority Data**

Dec. 17, 2010 (MX) MX/f/2010/003434

(51) **LOC (9) Cl.** **09-01**

(52) **U.S. Cl.** **D9/500; D9/520; D9/545**

(58) **Field of Classification Search** D9/500,
D9/502-505, 516, 544-546, 549, 575, 682,
D9/686-692, 537-539; 215/379, 381-382;
220/360, 662, 669, 675

See application file for complete search history.

(56) **References Cited**

U.S. PATENT DOCUMENTS

D256,310 S *	8/1980	Daenen	D7/584
D326,811 S *	6/1992	Messer	D9/500
D342,642 S *	12/1993	Brazis et al.	D7/543
D449,531 S *	10/2001	Cooley	D9/500
D451,012 S *	11/2001	Billy	D9/636
D490,306 S *	5/2004	Cuznetov	D9/624
D500,249 S *	12/2004	Duboeuf et al.	D9/631
D507,751 S *	7/2005	Duboeuf et al.	D9/661

D544,795 S *	6/2007	Reed et al.	D9/504
D548,085 S *	8/2007	Paalma et al.	D9/505
D569,764 S *	5/2008	Schmidt	D11/152
D617,200 S *	6/2010	Goldburt	D9/540
D621,716 S *	8/2010	Camby	D9/545
D635,028 S *	3/2011	Daniele	D9/500
D635,032 S *	3/2011	Daniele	D9/545
D635,857 S *	4/2011	Lauret	D9/500

FOREIGN PATENT DOCUMENTS

WO DM/062751 * 3/2002

OTHER PUBLICATIONS

Saverglass Still Wines Range 2009 Catalogue, Saverglass Inc., 2009, pp. 43-44, 50, 52-54, 70-71 & 76-77.*

* cited by examiner

Primary Examiner — Richard E Chilcot

Assistant Examiner — Dana L Meyrow

(74) *Attorney, Agent, or Firm* — Birch, Stewart, Kolasch & Birch, LLP

(57) **CLAIM**

The ornamental design for a bottle, as shown and described.

DESCRIPTION

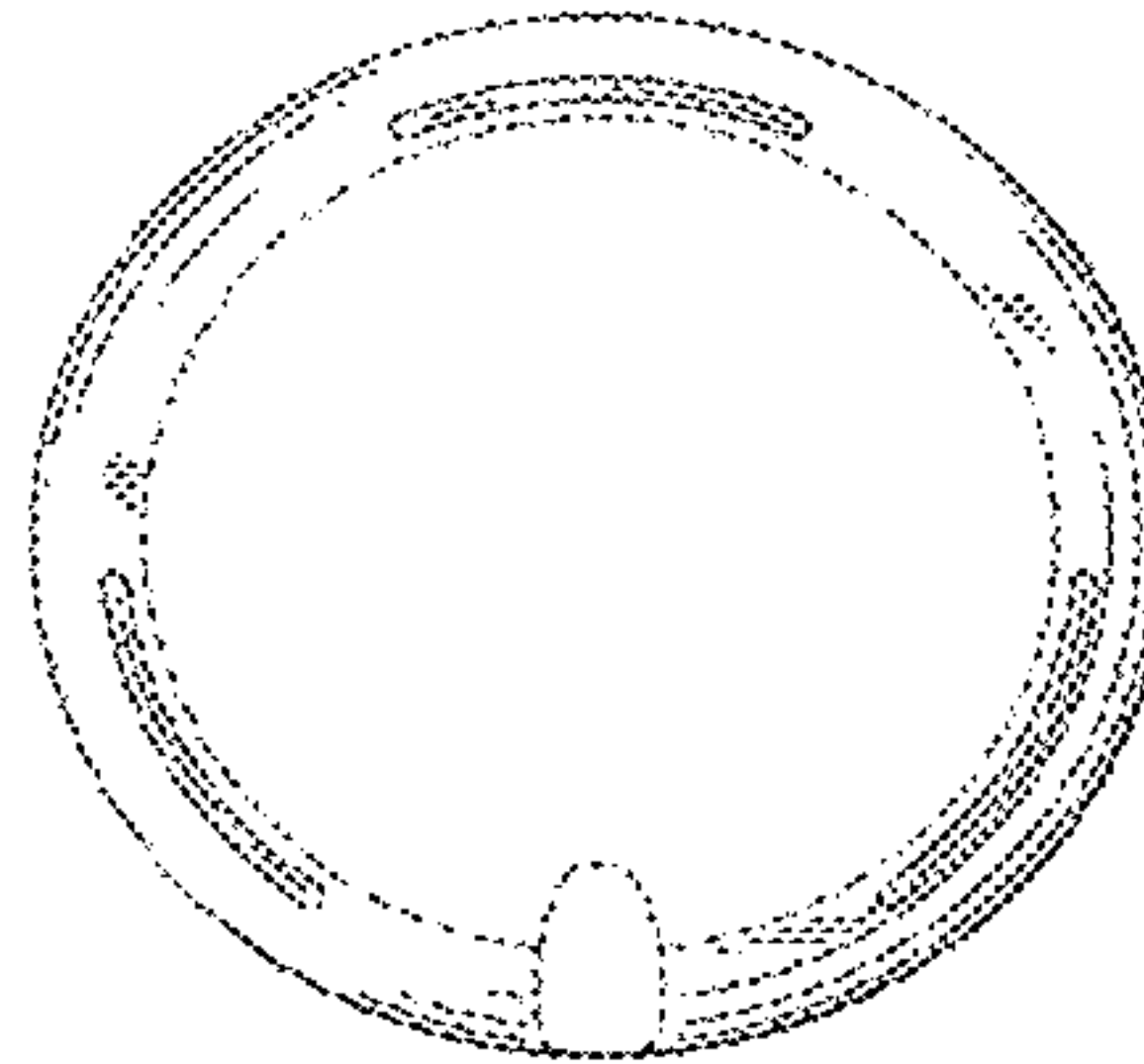

FIG. 1 is a top plan view of a bottle showing my new design; FIG. 2 is a front elevational view thereof, the rear elevational view being a mirror image thereof;

FIG. 3 is a right side elevational view thereof, the left side elevational view being a mirror image thereof; and,

FIG. 4 is a bottom plan view thereof.

The broken lines in the drawings illustrate the portion of the design that forms no part of the claimed design.

1 Claim, 4 Drawing Sheets



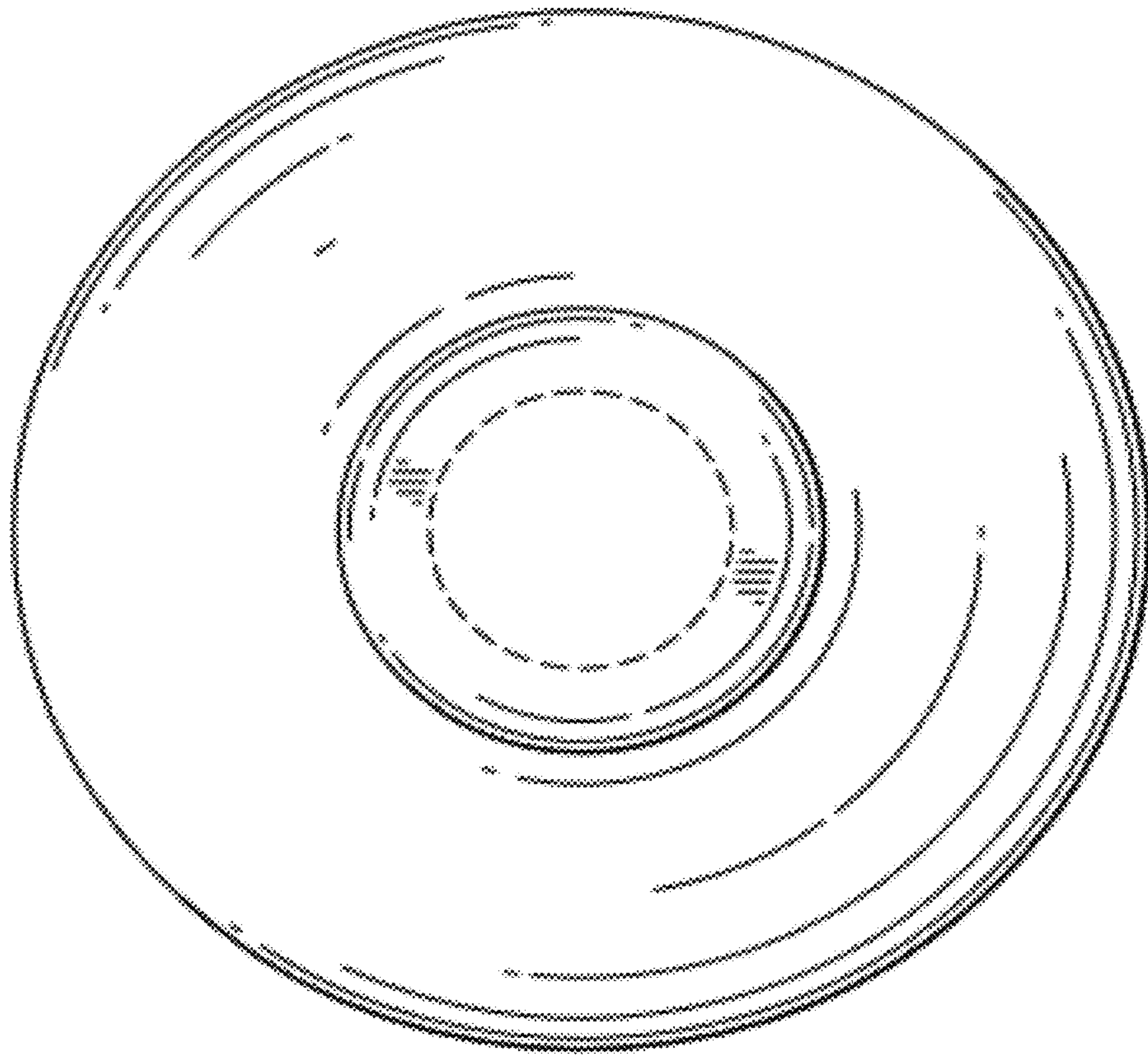


FIG. 1

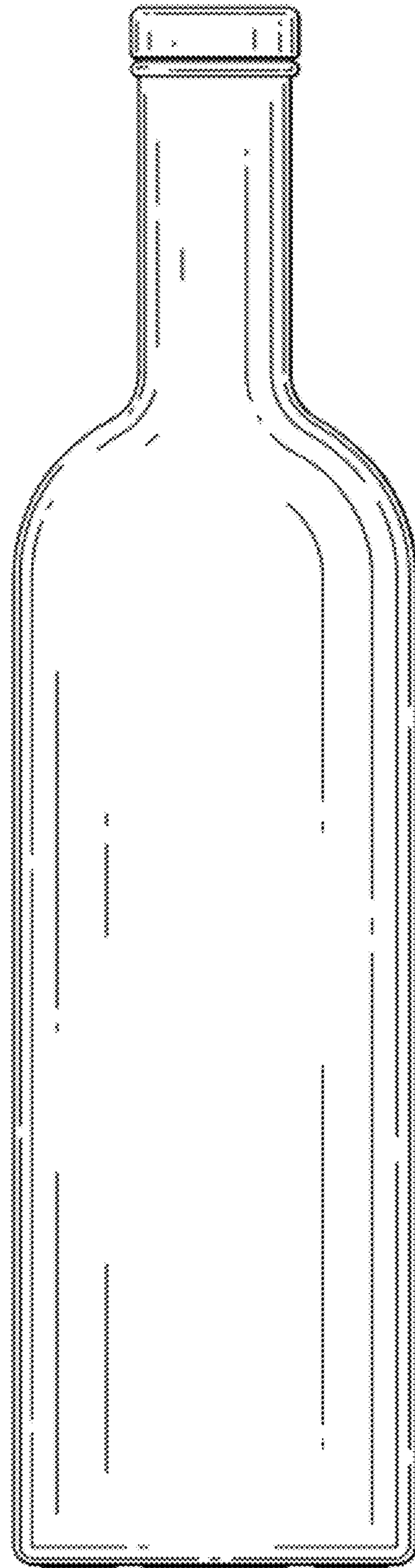


FIG. 2

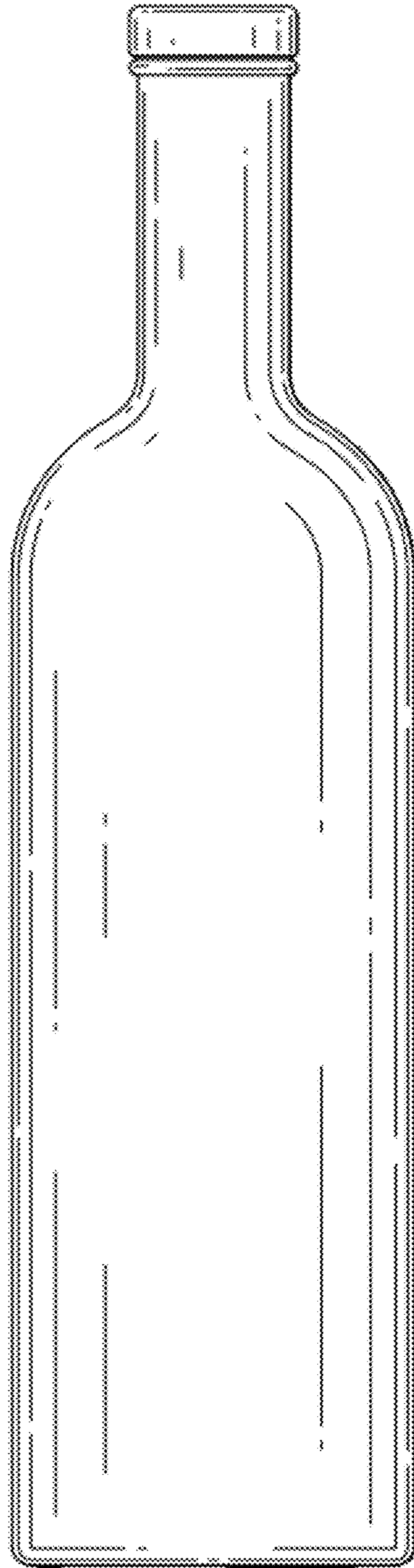


FIG. 3

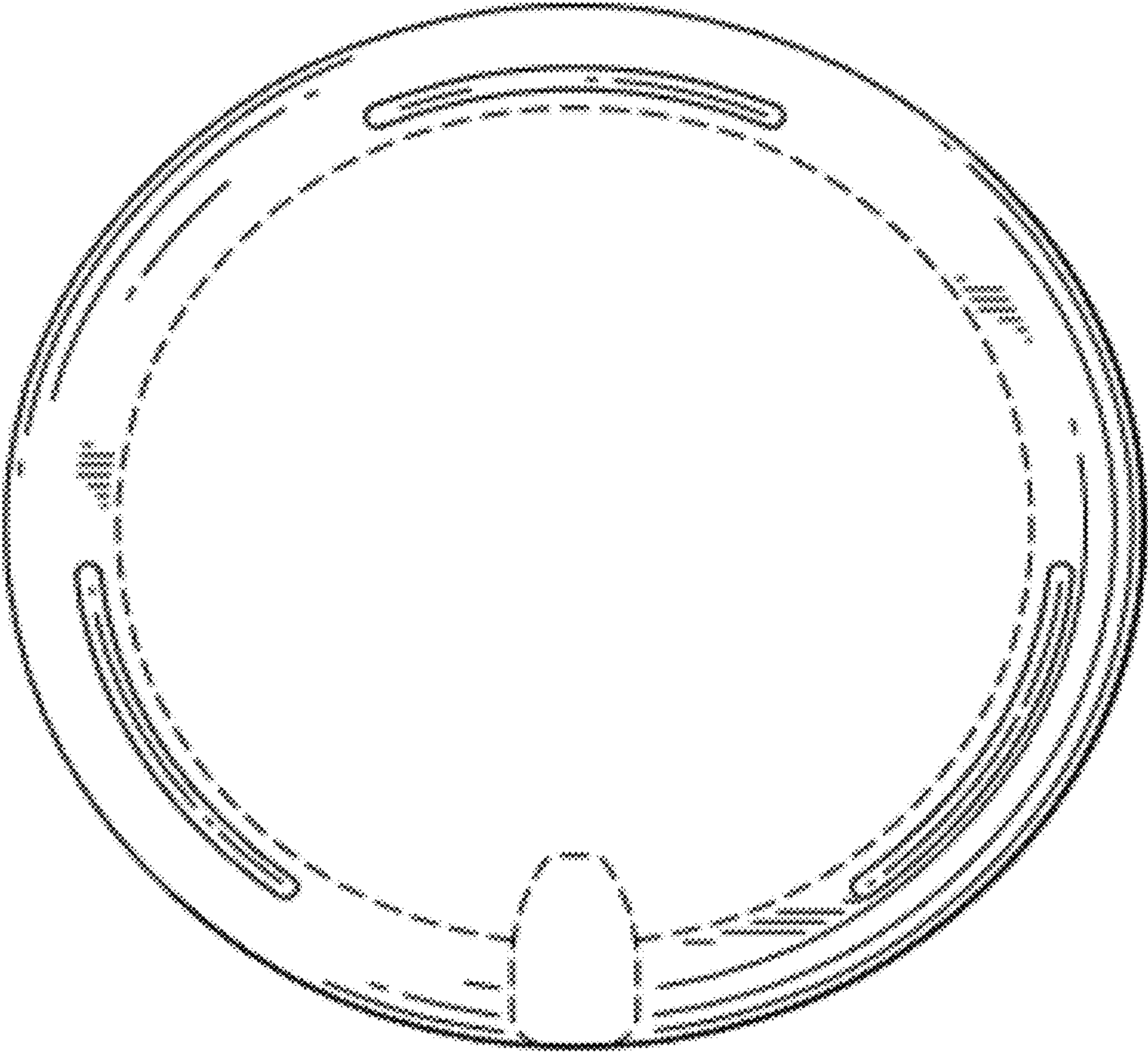


FIG.4