



US00D675033S

(12) **United States Design Patent**
Sutton

(10) **Patent No.:** **US D675,033 S**
(45) **Date of Patent:** **** Jan. 29, 2013**

(54) **HOCKEY SPORT HANGER**

(75) Inventor: **Carey Sutton**, New York, NY (US)
(73) Assignee: **Sam Salem & Son**, New York, NY (US)
(**) Term: **14 Years**
(21) Appl. No.: **29/395,651**
(22) Filed: **Mar. 6, 2012**

(51) **LOC (9) Cl.** **06-08**
(52) **U.S. Cl.** **D6/316**
(58) **Field of Classification Search** D6/315-328;
D21/747, 751-759, 788; 211/1, 13.1, 85.3,
211/113, 118, 119; 223/85-98
See application file for complete search history.

(56) **References Cited**

U.S. PATENT DOCUMENTS

2,226,516	A	*	12/1940	Ross	473/588
D325,474	S	*	4/1992	Jackson	D6/316
D362,755	S	*	10/1995	Ehrmann	D6/316
D380,027	S	*	6/1997	Ferguson	D21/727
D660,016	S	*	5/2012	Appell	D6/316
D660,017	S	*	5/2012	Appell	D6/316
D660,602	S	*	5/2012	Appell	D6/316

OTHER PUBLICATIONS

[Sports Hanger Set], [Dec. 27, 2010], [retrieved on Aug. 7, 2012]. Retrieved from, <<http://www.kidorable.com/cart/sports-hanger-set.html>>, p. 1.*

* cited by examiner

Primary Examiner — Stella Reid

Assistant Examiner — Lauren Calve

(74) *Attorney, Agent, or Firm* — Ezra Sutton, Esq.

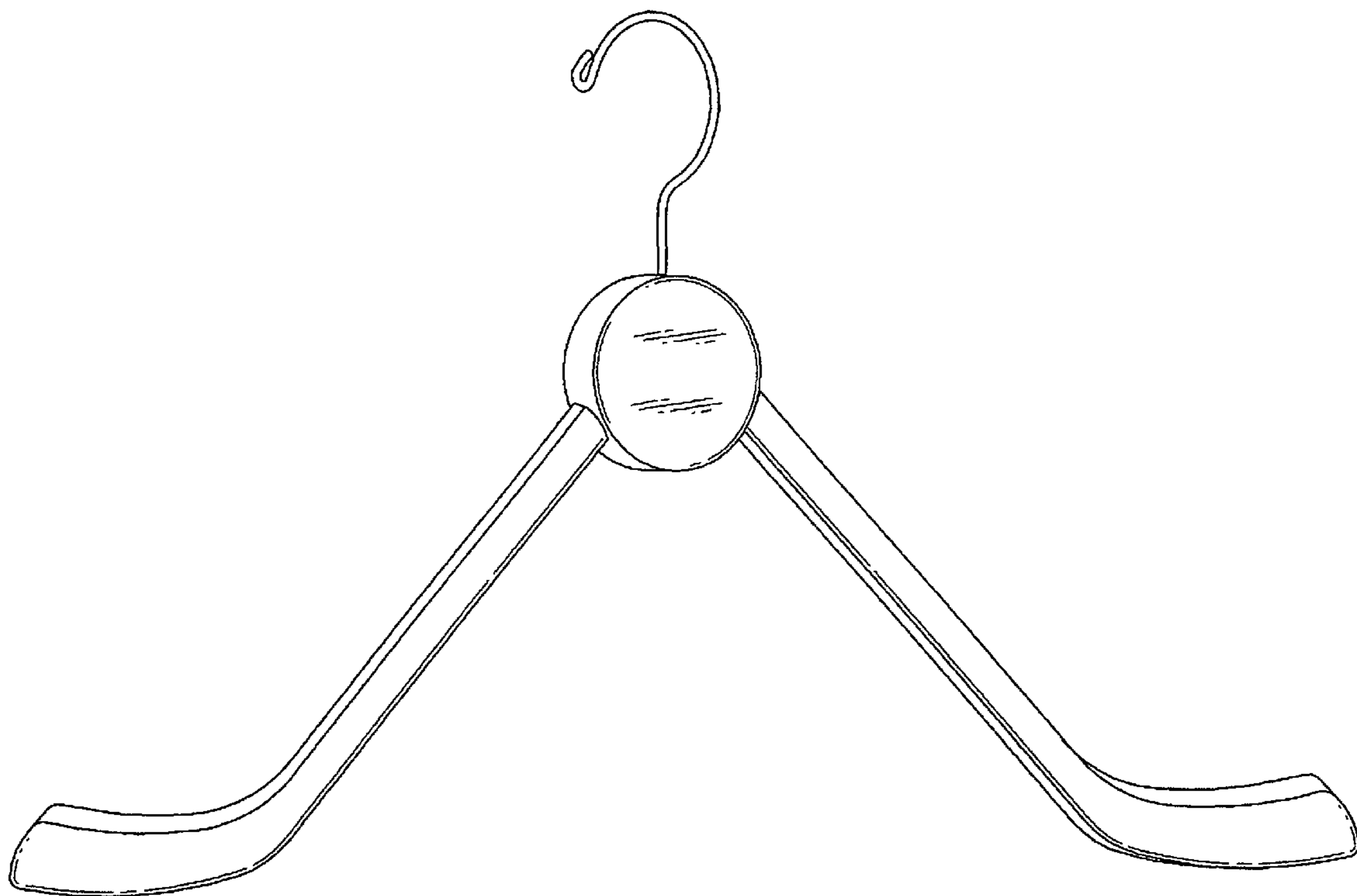
(57) **CLAIM**

The ornamental design for a hockey sport hanger, as shown and described.

DESCRIPTION

FIG. 1 is a front perspective view of a hockey sport hanger embodying my new design;
FIG. 2 is a front view thereof;
FIG. 3 is a rear view thereof;
FIG. 4 is a right side elevational view thereof;
FIG. 5 is a left side elevational view thereof;
FIG. 6 is a top view thereof; and,
FIG. 7 is a bottom view thereof.

1 Claim, 5 Drawing Sheets



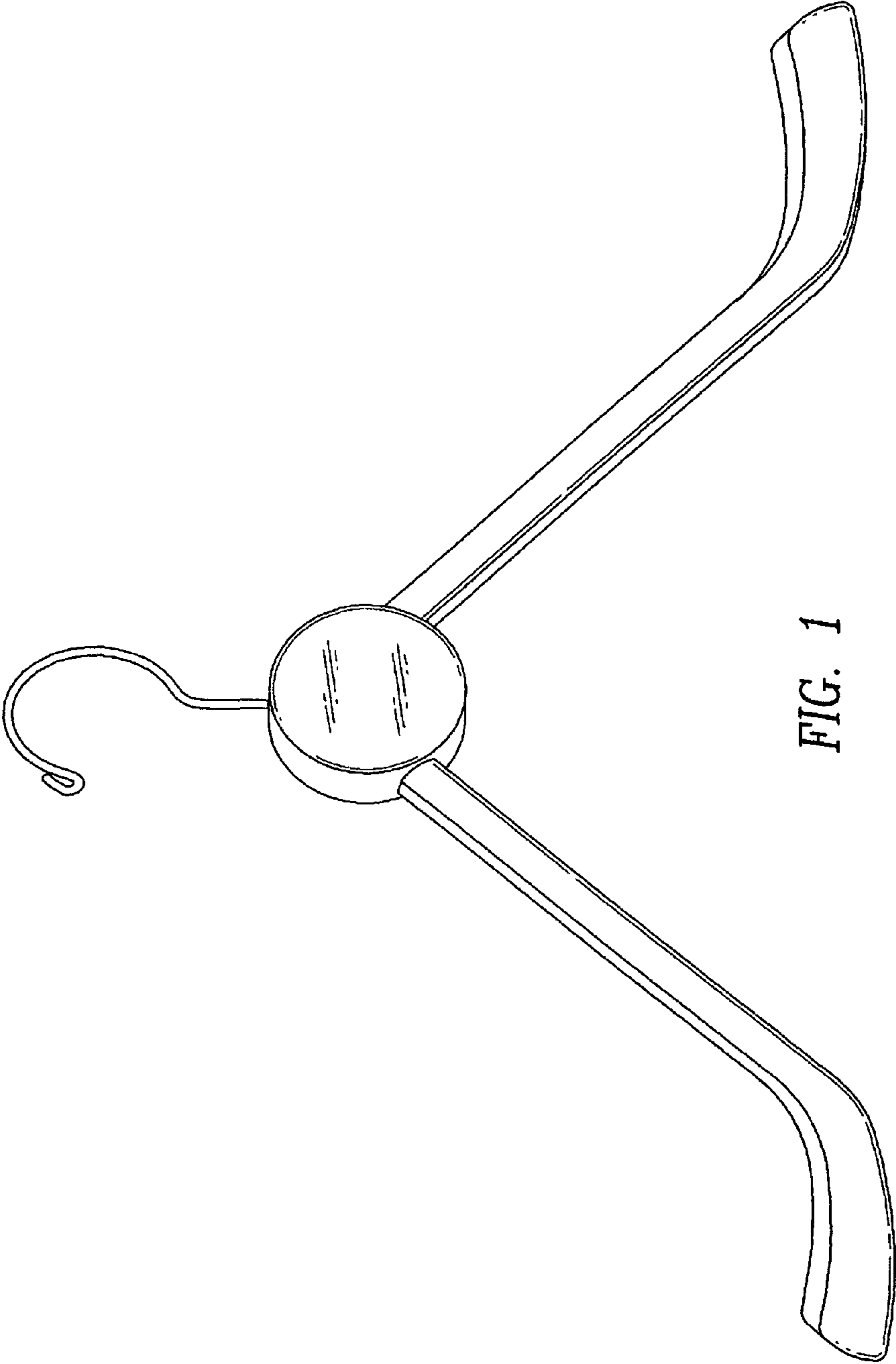


FIG. 1

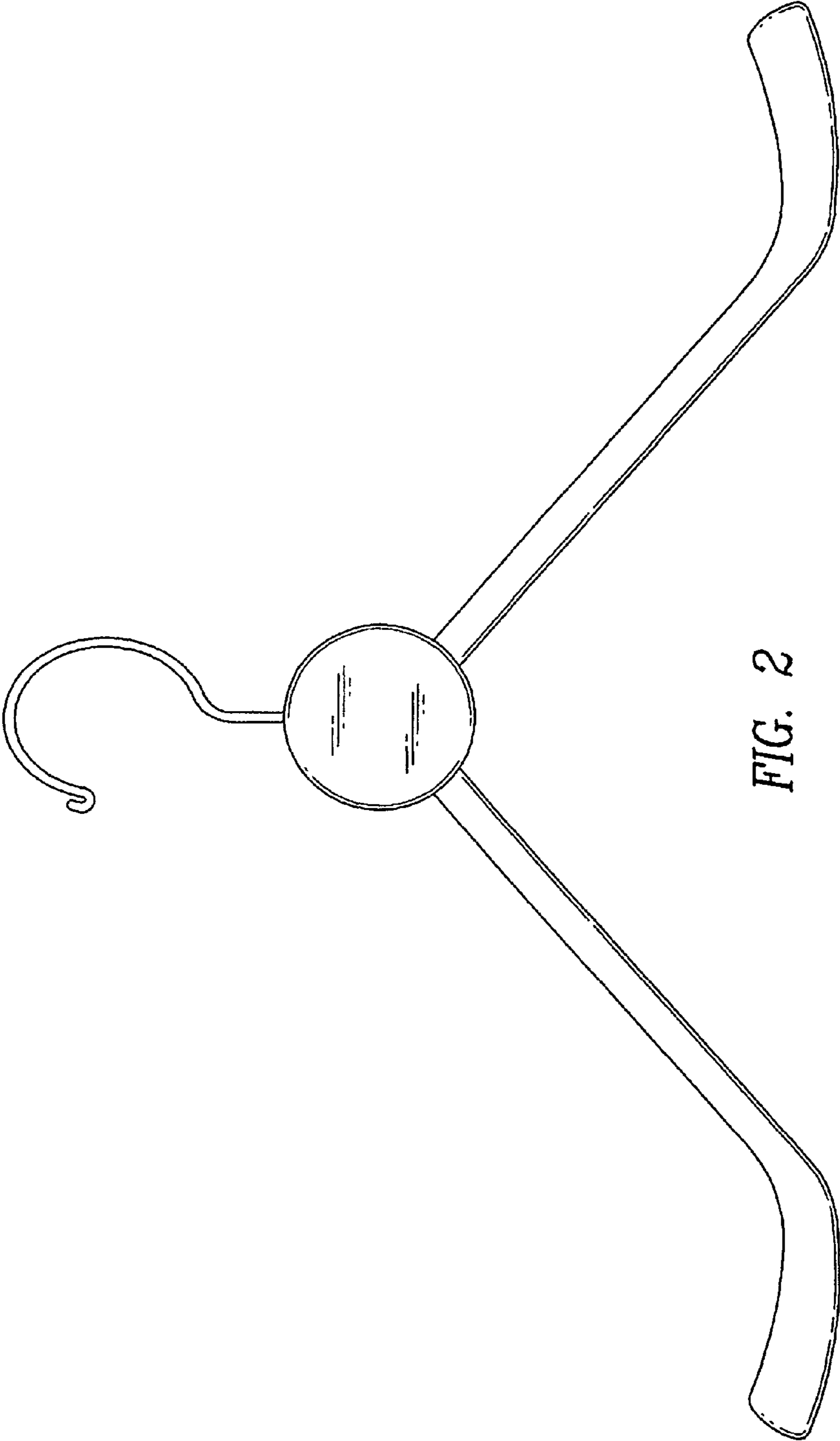


FIG. 2

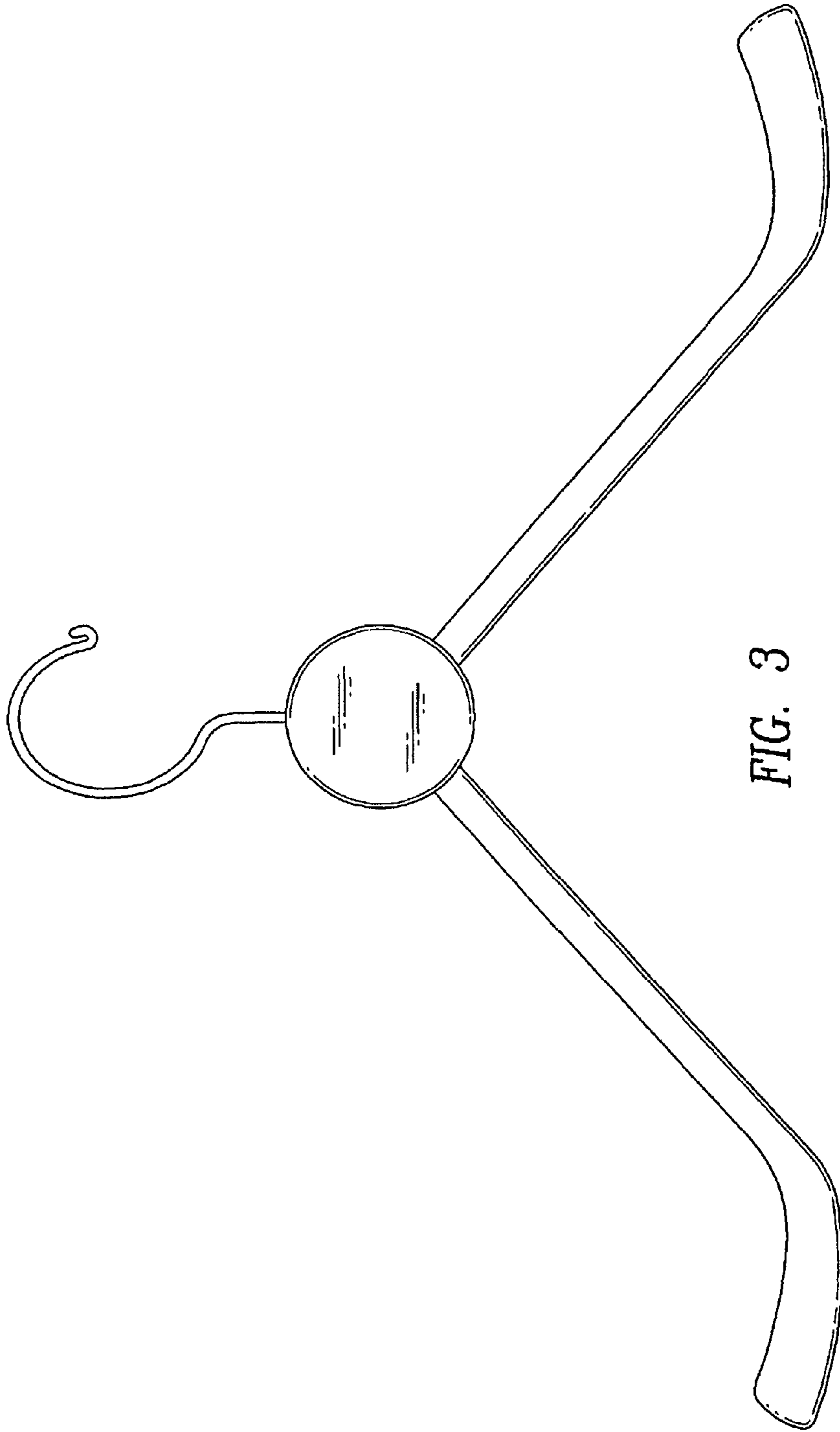


FIG. 3

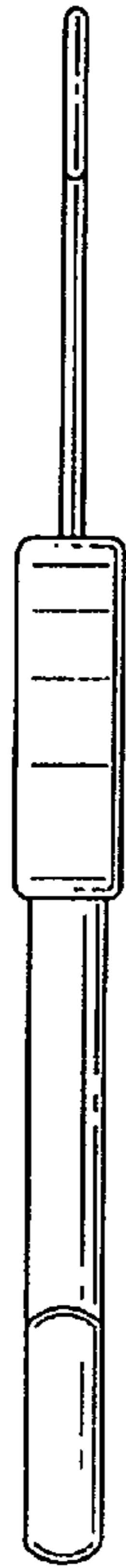


FIG. 4

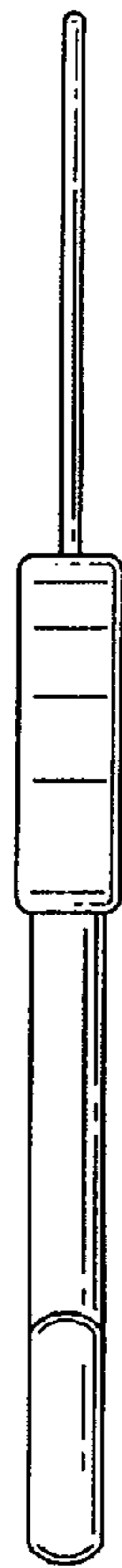


FIG. 5

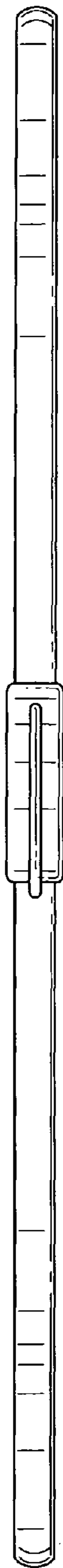


FIG. 6

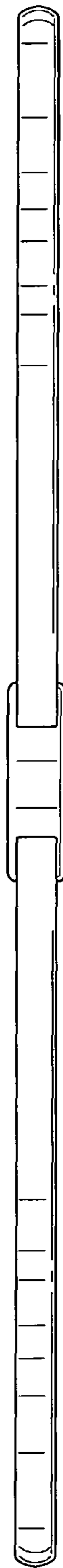


FIG. 7