

US00D674988S

(12) **United States Design Patent**
Bengyak

(10) **Patent No.:** **US D674,988 S**
(45) **Date of Patent:** **** Jan. 29, 2013**

(54) **PAIR OF GLOVES**

(76) Inventor: **Christopher Edward Bengyak**, Vero Beach, FL (US)

(**) Term: **14 Years**

(21) Appl. No.: **29/423,064**

(22) Filed: **May 28, 2012**

Related U.S. Application Data

(62) Division of application No. 29/373,326, filed on Mar. 31, 2011, now Pat. No. Des. 660,548.

(51) **LOC (9) Cl.** **02-06**

(52) **U.S. Cl.** **D2/617**

(58) **Field of Classification Search** D2/610, D2/614, 615, 616, 617, 618, 619, 620, 621, D2/622, 623; D20/33; D21/807; D28/63; D29/113, 114, 116.2, 117.1, 117.2, 120.1; D32/40, 41, 42, 43; 2/16, 158, 159, 161.1, 2/161.3, 161.4, 161.5, 161.8, 162, 168, 170, 2/455, 908, 910, 917; 40/586; 446/26

See application file for complete search history.

(56) **References Cited**

U.S. PATENT DOCUMENTS

1,118,488 A * 11/1914 Homrig 40/669
D249,400 S * 9/1978 Pearson D29/116.1
D260,626 S * 9/1981 Kadar D11/160
4,352,461 A * 10/1982 Orta et al. 239/211
4,378,215 A * 3/1983 Sparks 434/113

4,583,952 A * 4/1986 De La Paz Rios 434/191
D295,640 S * 5/1988 Breault D10/109.1
D298,686 S * 11/1988 Colclasure D2/617
5,511,247 A * 4/1996 Block 2/161.1
D424,278 S * 5/2000 Douglas D2/617
D459,859 S * 7/2002 Poteat D2/617
D536,156 S * 2/2007 McSweeney D2/615
D558,273 S * 12/2007 Keith et al. D20/33
D567,453 S * 4/2008 Fincher D29/117.1
D567,476 S * 4/2008 Harland D2/615
D596,453 S * 7/2009 Nolan D7/391
D617,530 S * 6/2010 Bengyak D2/615
D621,584 S * 8/2010 Bengyak D2/615
2011/0072698 A1* 3/2011 Sample et al. 40/586

* cited by examiner

Primary Examiner — Karen E Eldridge Powers

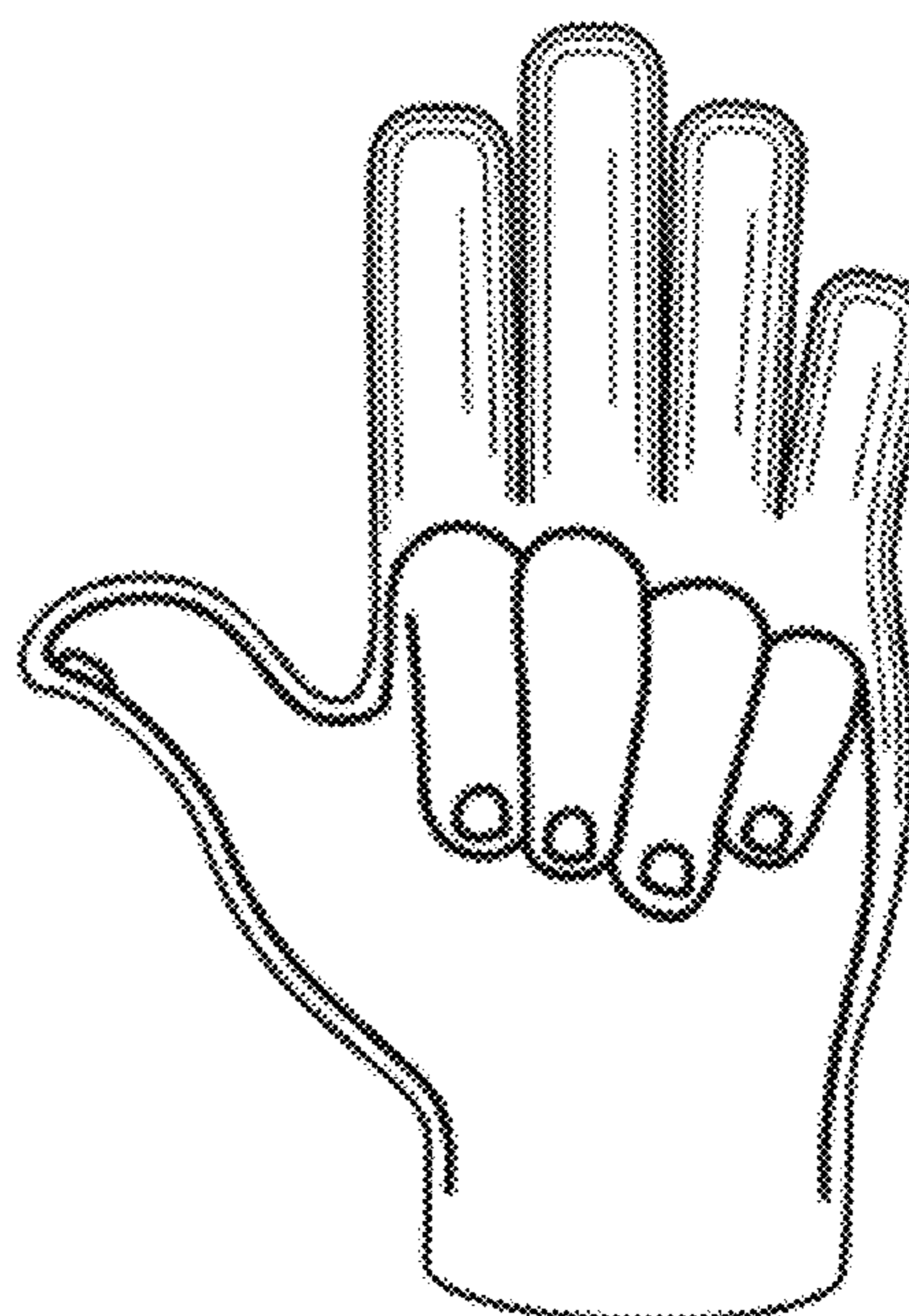
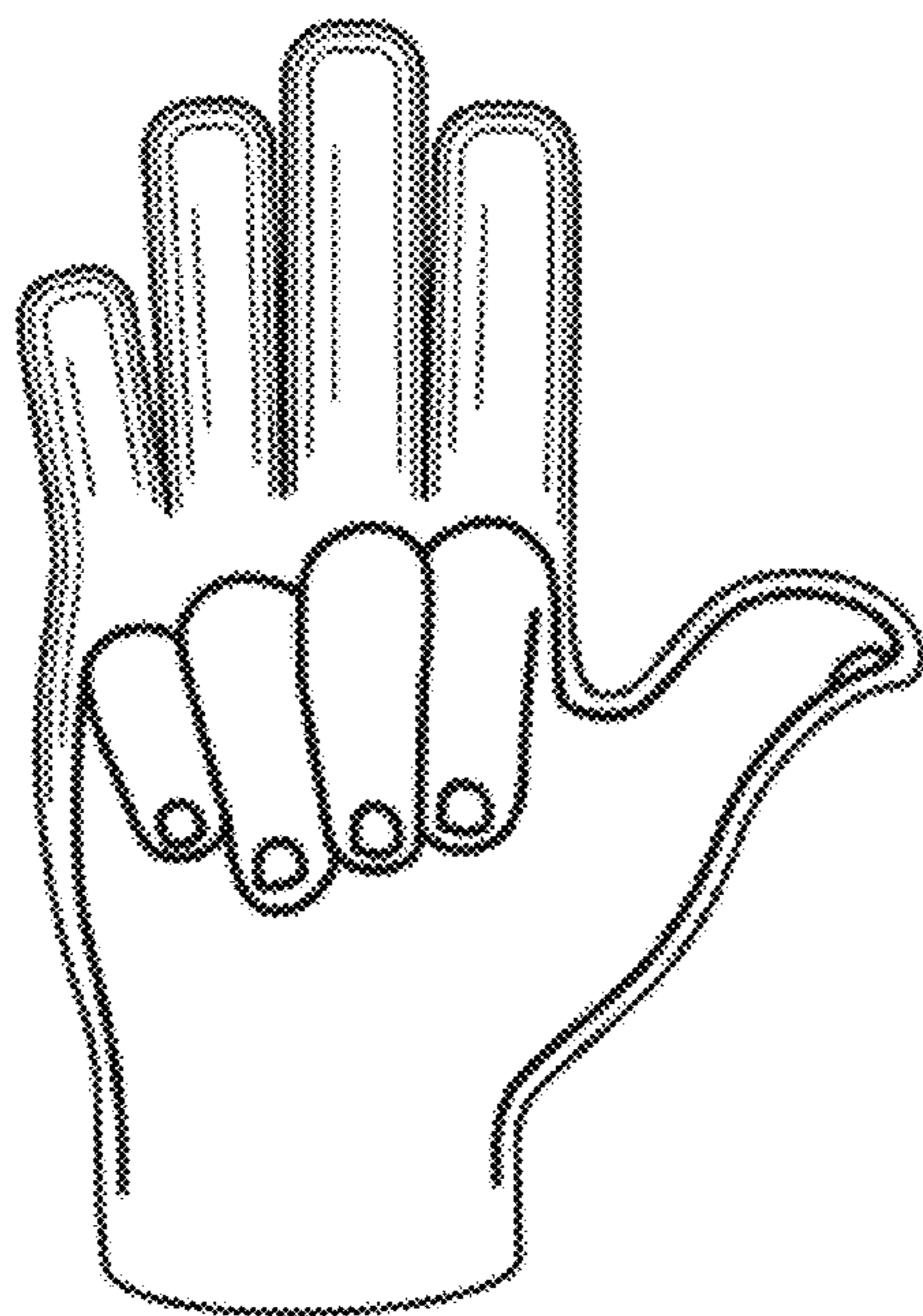
(57) **CLAIM**

The ornamental design for a pair of gloves, as shown and described.

DESCRIPTION

FIG. 1 is an elevational palm-side view of a right hand glove according to the present invention;
FIG. 2 is an elevational backhand view of the glove of FIG. 1 according to the present invention;
FIG. 3 is an elevational palm-side view of a left hand glove according to the present invention; and,
FIG. 4 is an elevational backhand view of the glove of FIG. 3 according to the present invention.

1 Claim, 2 Drawing Sheets



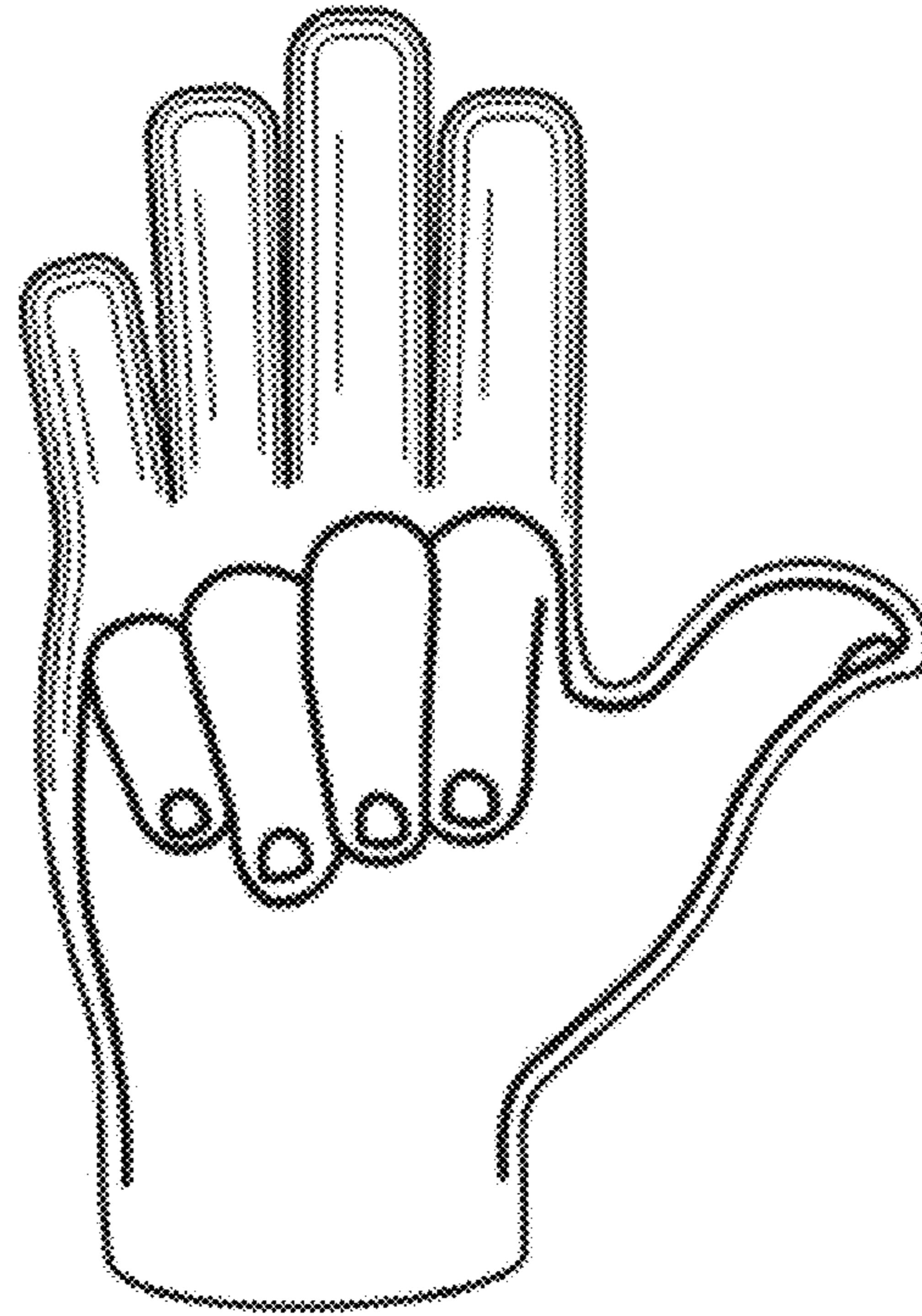


FIG 1

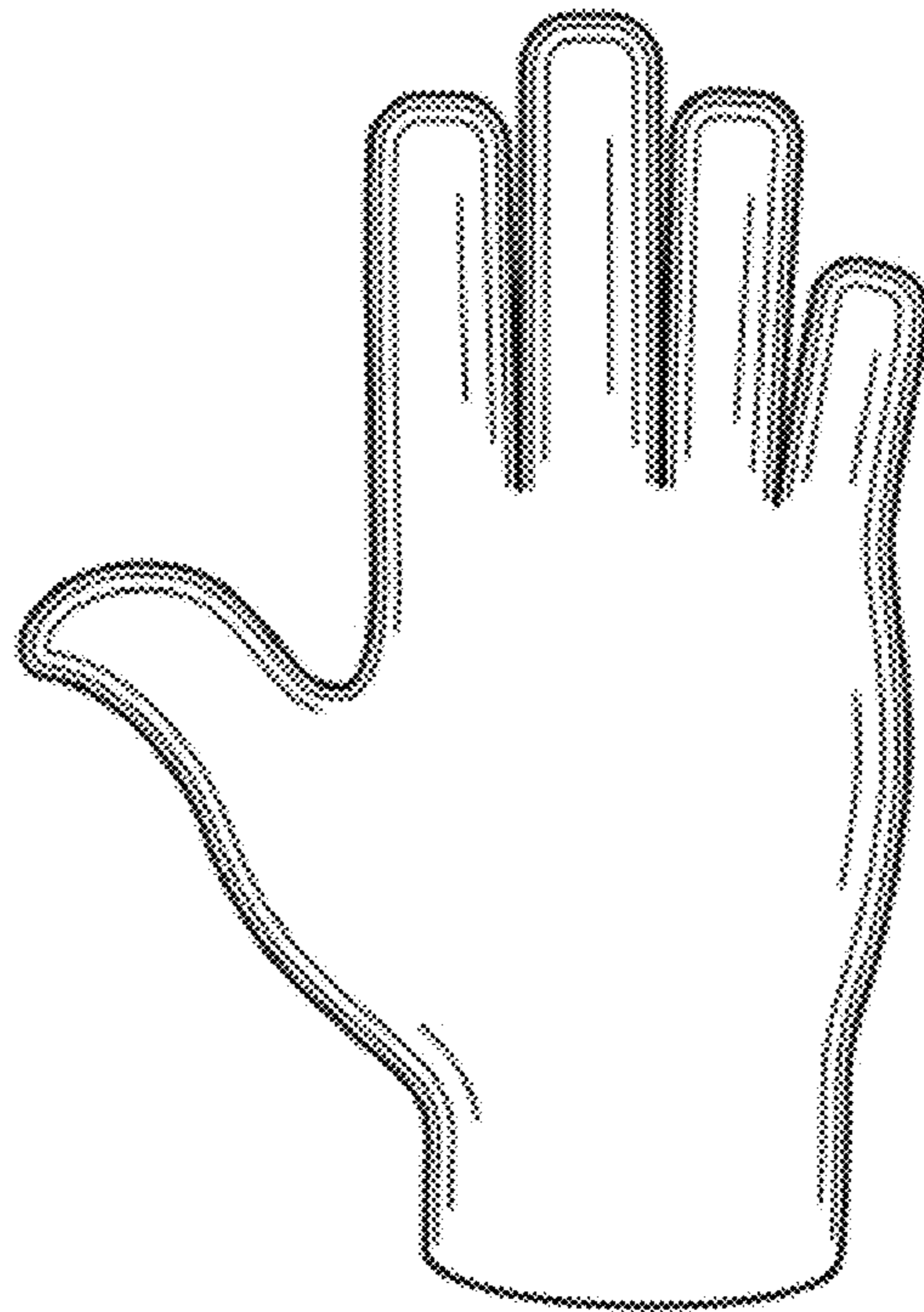


FIG 2

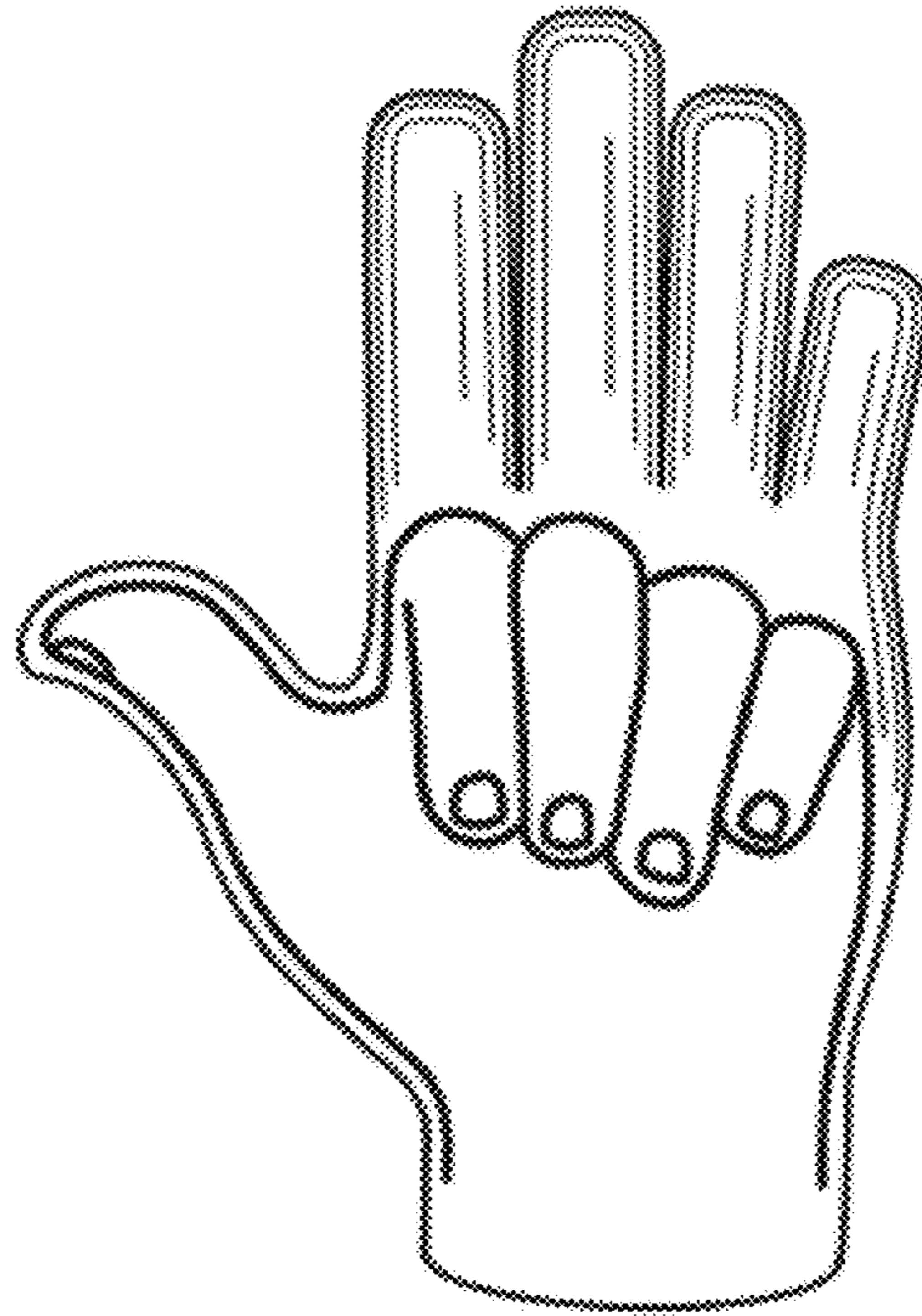


FIG 3

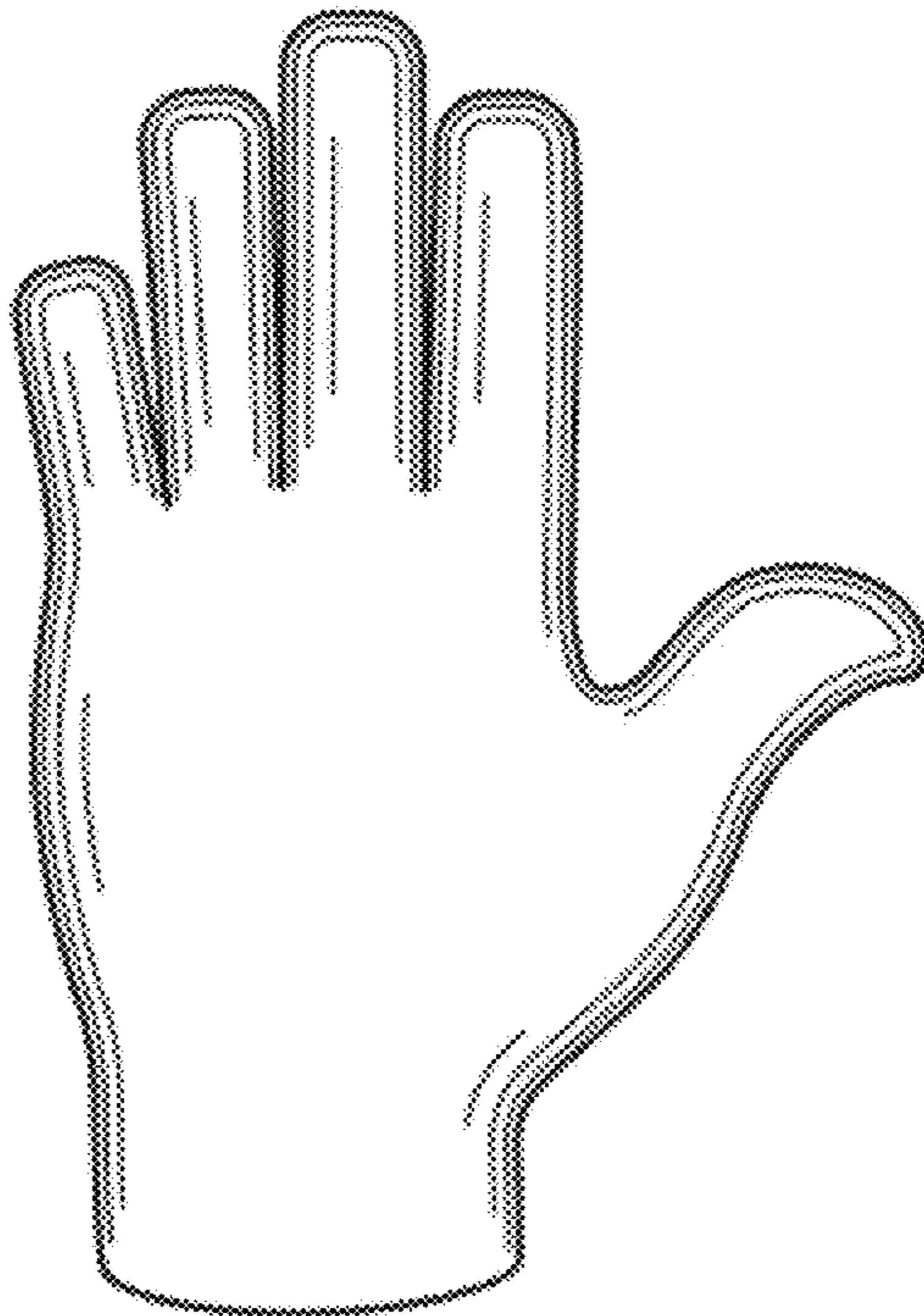


FIG 4