



US00D674987S

(12) **United States Design Patent**
Bengyak

(10) **Patent No.:** **US D674,987 S**
(45) **Date of Patent:** **** Jan. 29, 2013**

(54) **PAIR OF GLOVES**

(76) Inventor: **Christopher Edward Bengyak**, Vero Beach, FL (US)

(**) Term: **14 Years**

(21) Appl. No.: **29/423,063**

(22) Filed: **May 28, 2012**

Related U.S. Application Data

(62) Division of application No. 29/373,327, filed on Mar. 31, 2011, now Pat. No. Des. 660,549.

(51) **LOC (9) Cl.** **02-06**

(52) **U.S. Cl.** **D2/617**

(58) **Field of Classification Search** D2/610, D2/614, 615, 616, 617, 618, 619, 620, 621, D2/622, 623; D20/33; D21/807; D28/63; D29/113, 114, 116.2, 117.1, 117.2, 120.1; D32/40, 41, 42, 43; 2/16, 158, 159, 161.1, 2/161.3, 161.4, 161.5, 161.8, 162, 168, 170, 2/455, 908, 910, 917; 40/586; 446/26

See application file for complete search history.

(56) **References Cited**

U.S. PATENT DOCUMENTS

D132,472 S *	5/1942	Schraps	D2/621
D223,553 S *	5/1972	Valverde	D27/114
D249,400 S *	9/1978	Pearson	D29/116.1
D258,860 S *	4/1981	DiPietro	D7/676
D260,626 S *	9/1981	Kadar	D11/160
4,352,461 A *	10/1982	Orta et al.	239/211

4,378,215 A *	3/1983	Sparks	434/113
4,455,963 A *	6/1984	Matsuo	116/306
D295,640 S *	5/1988	Breault	D10/109.1
D347,100 S *	5/1994	Greene	D29/113
5,511,247 A *	4/1996	Block	2/161.1
6,155,836 A *	12/2000	Hancock	434/188
D459,859 S *	7/2002	Poteat	D2/617
D463,090 S *	9/2002	Richer-Valenzano	D2/621
D464,376 S *	10/2002	Zimmerman	D20/33
D477,125 S *	7/2003	Trams	D2/621
6,612,056 B1 *	9/2003	Thomas, II	40/586
6,729,979 B1 *	5/2004	Sullivan	473/450
D495,749 S *	9/2004	Van Veen et al.	D20/32
D617,529 S *	6/2010	Bengyak	D2/615
D622,630 S *	8/2010	De Felice	D11/160
D625,653 S *	10/2010	De Felice	D11/160

* cited by examiner

Primary Examiner — Karen E Eldridge Powers

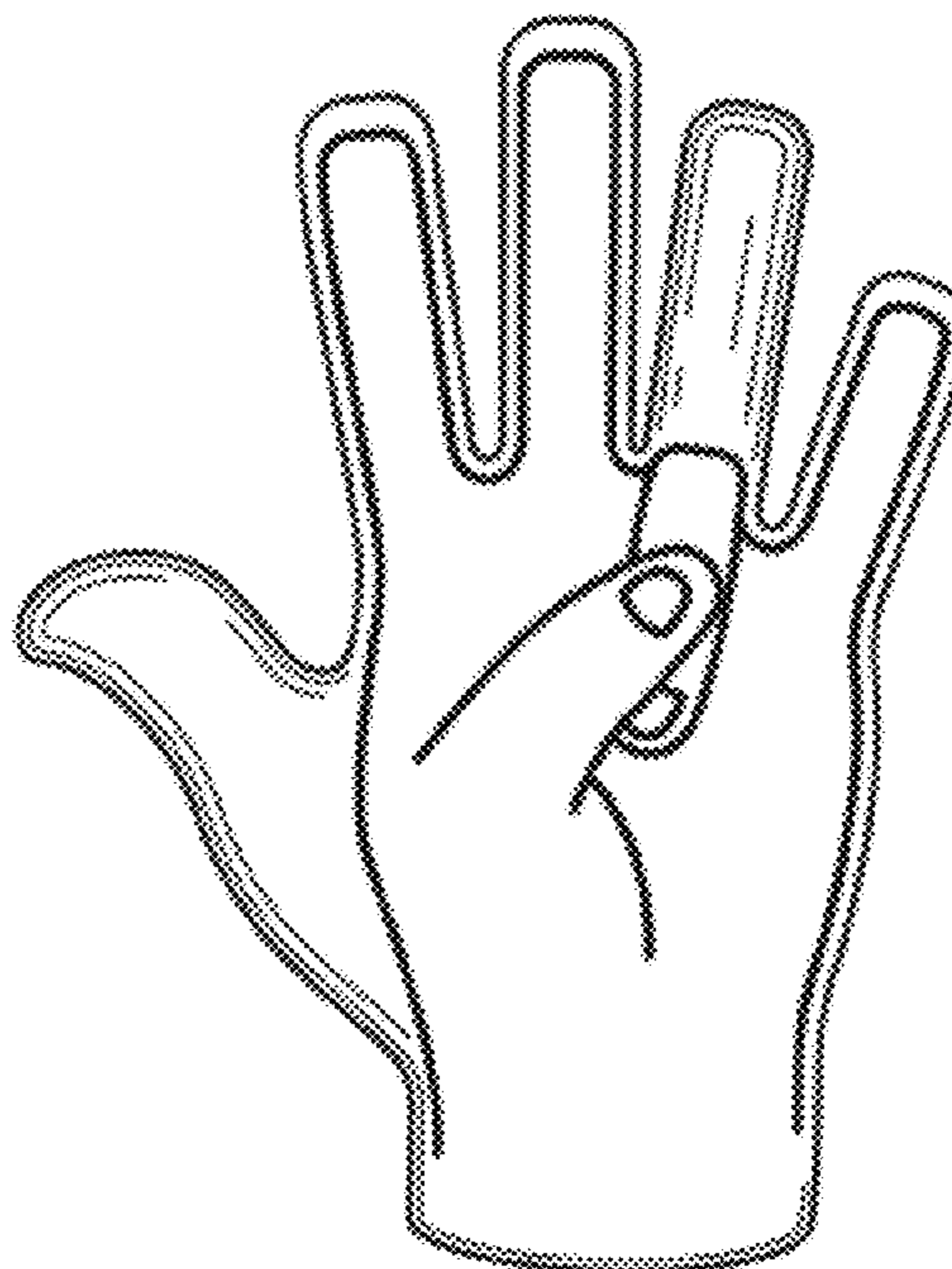
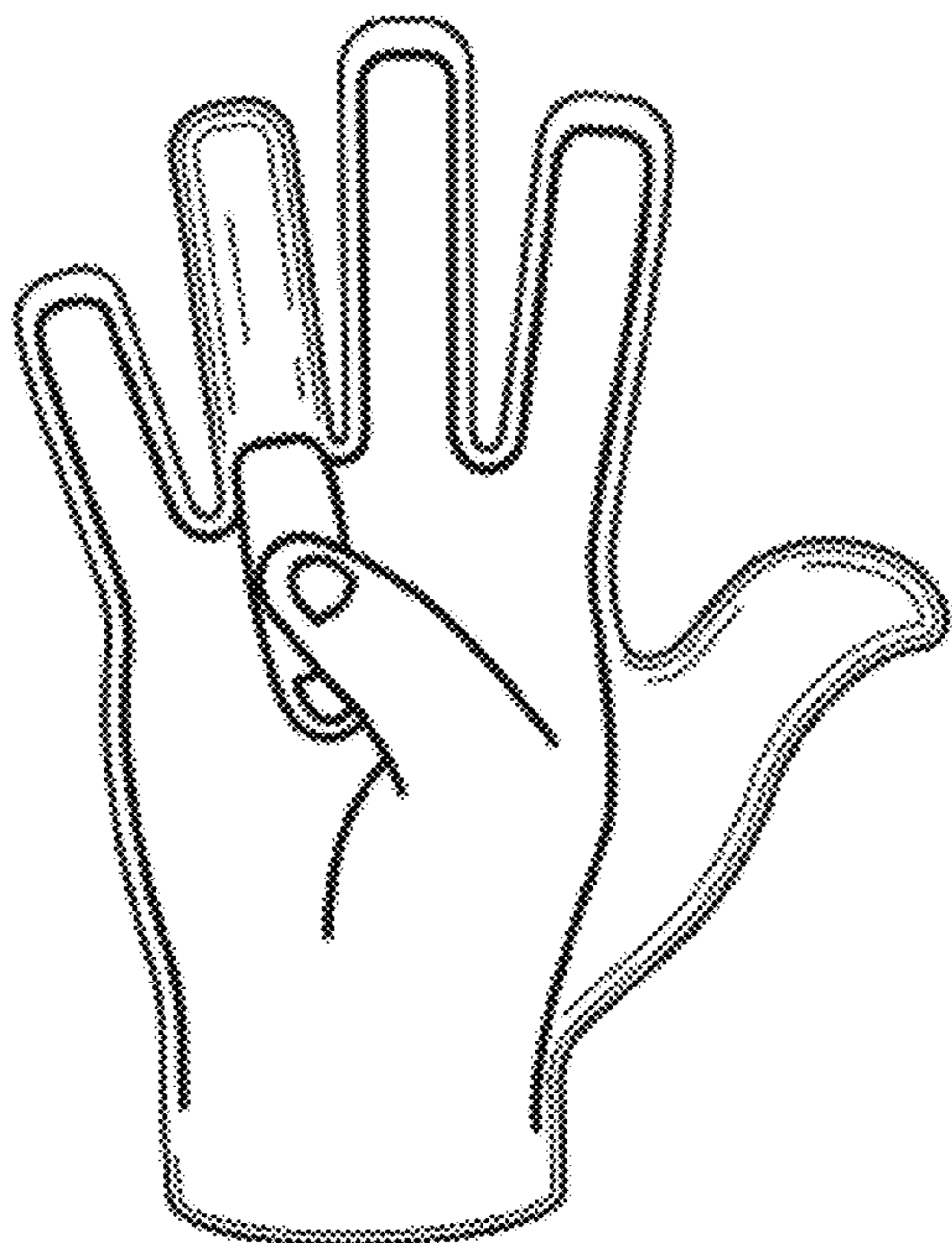
(57) **CLAIM**

The ornamental design for a pair of gloves, as shown and described.

DESCRIPTION

FIG. 1 is an elevational palm-side view of a right hand glove according to the present invention; FIG. 2 is an elevational backhand view of the glove of FIG. 1 according to the present invention; FIG. 3 is an elevational palm-side view of a left hand glove according to the present invention; and, FIG. 4 is an elevational backhand view of the glove of FIG. 3 according to the present invention.

1 Claim, 2 Drawing Sheets



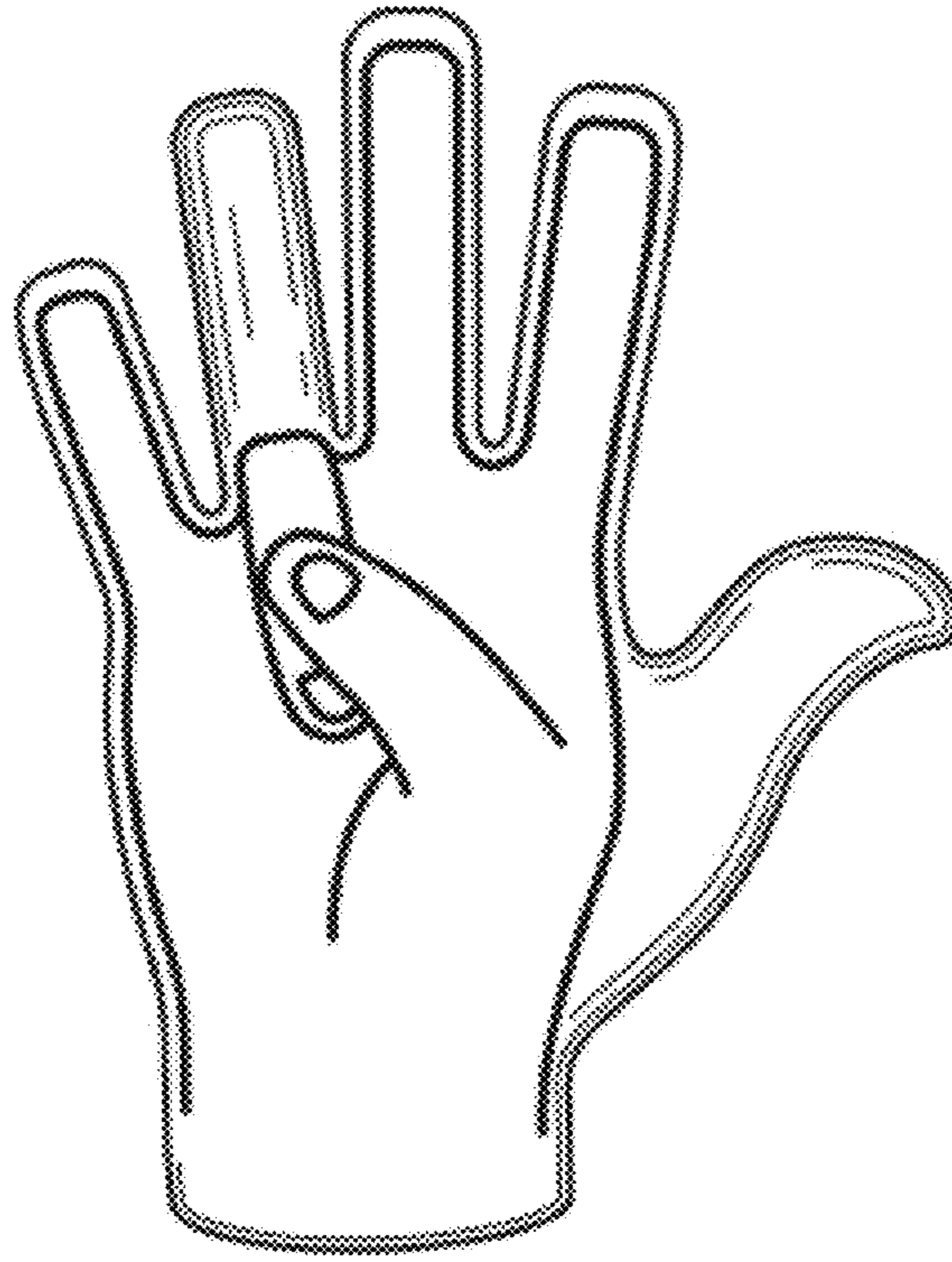


FIG 1

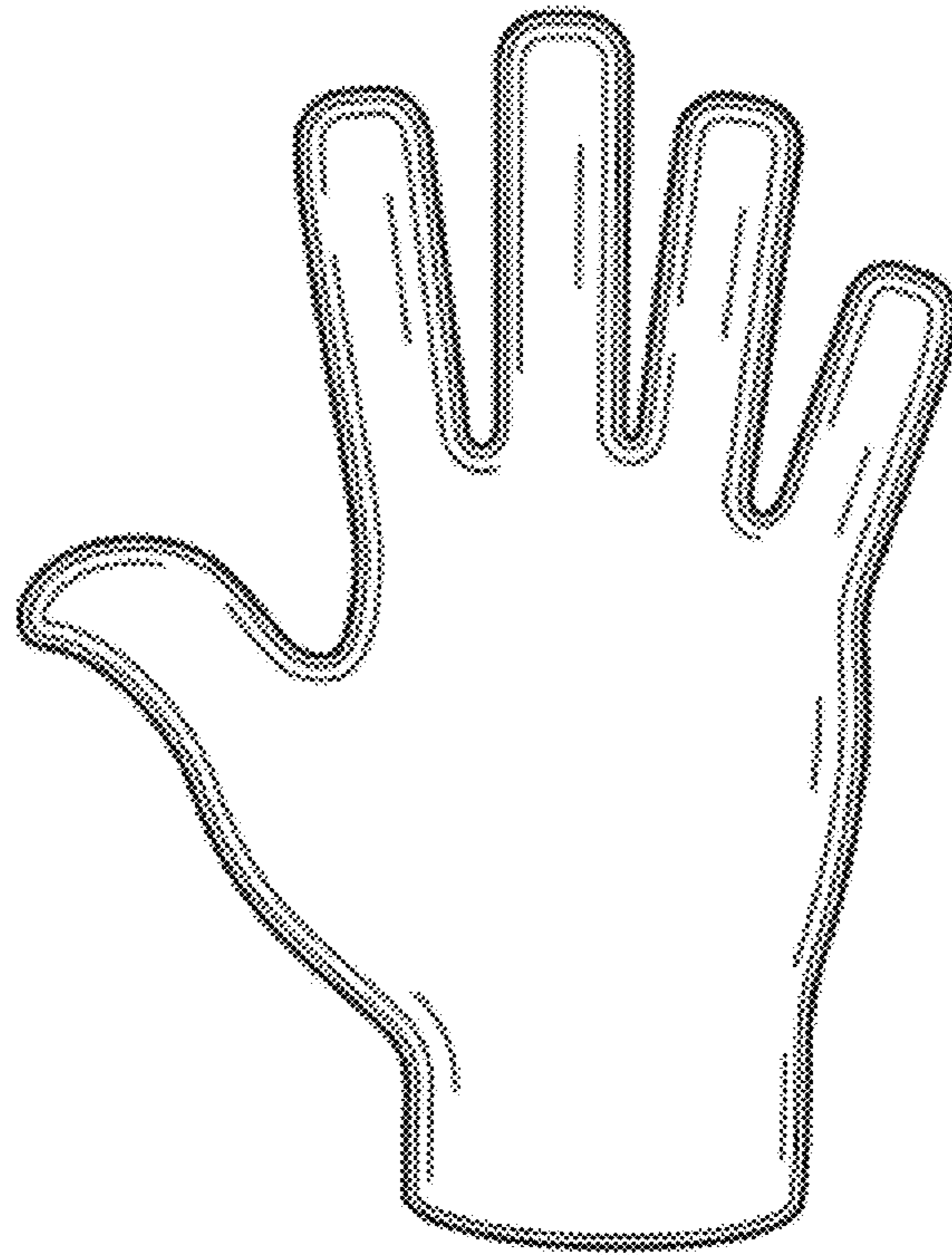


FIG 2

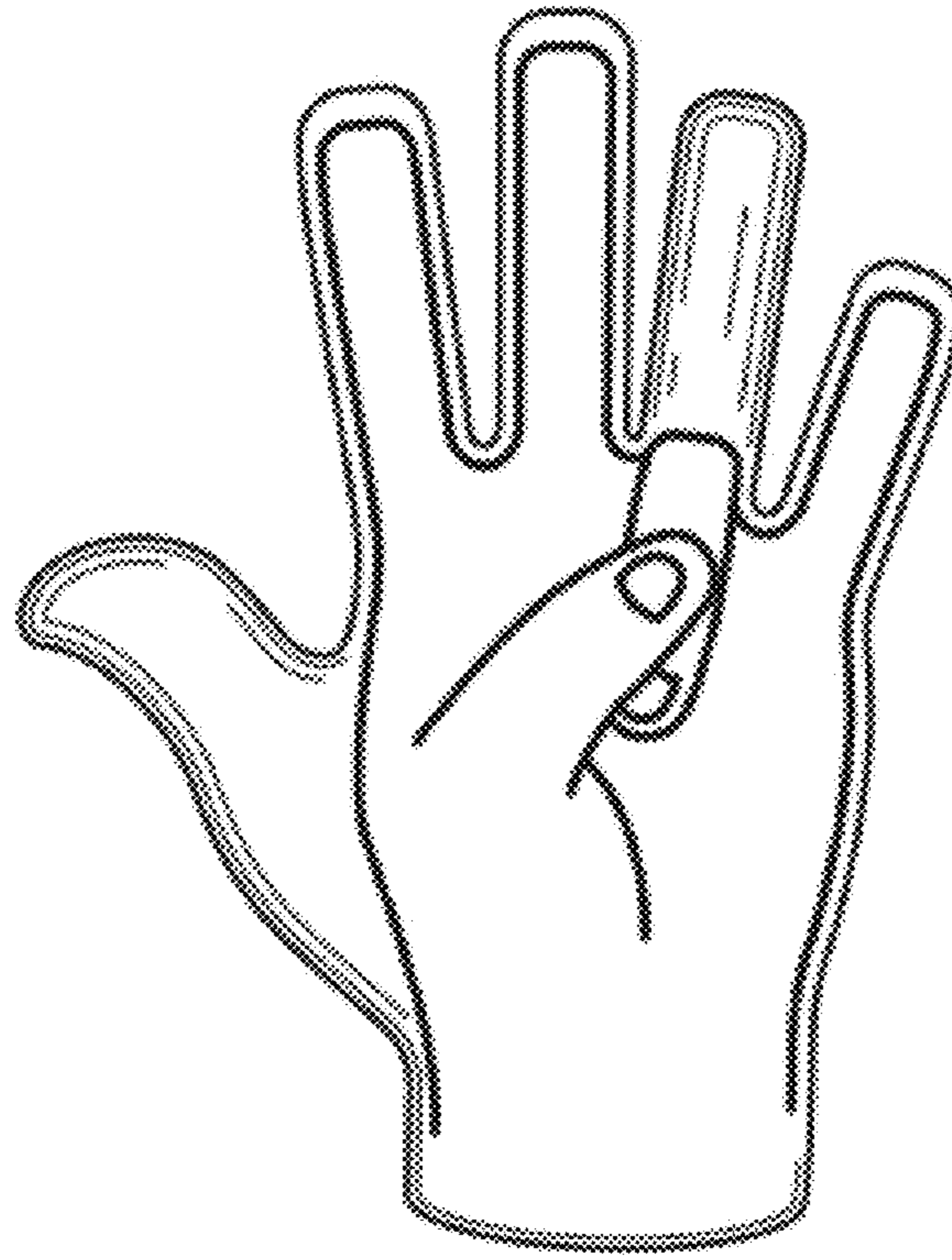


FIG 3

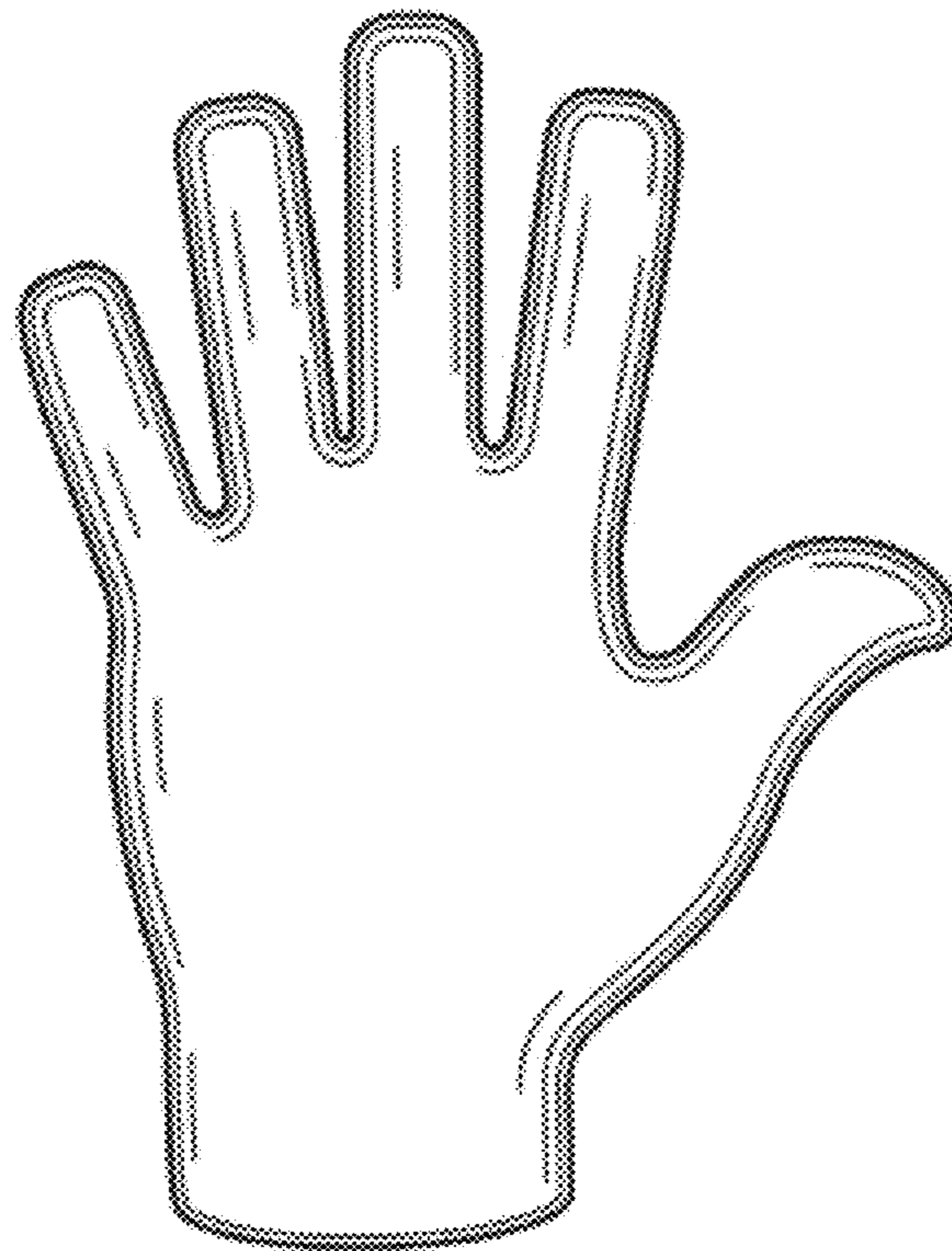


FIG 4