



US00D674985S

(12) **United States Design Patent**  
**Lee**

(10) **Patent No.:** **US D674,985 S**  
(45) **Date of Patent:** **\*\* Jan. 22, 2013**

- (54) **AUTOMATED TELLER MACHINE**
- (75) **Inventor:** **Hee Yeon Lee**, Sunghnam-si (KR)
- (73) **Assignee:** **Nautilus Hyosung Inc.**, Seoul (KR)
- (\*\*) **Term:** **14 Years**
- (21) **Appl. No.:** **29/363,338**
- (22) **Filed:** **Jun. 8, 2010**
- (51) **LOC (9) Cl.** ..... **20-01**
- (52) **U.S. Cl.** ..... **D99/28; D14/900; D14/901; D14/902**
- (58) **Field of Classification Search** ..... D99/28,  
D99/34, 35, 36, 37, 43, 99; D14/300–307,  
D14/900–902; D18/4.1–4.4; 206/0.8, 0.81,  
206/0.815, 0.82, 0.83, 0.84; 101/66; 109/1 R,  
109/1 V, 2, 23, 24.1, 25, 58, 58.5, 59 R, 66;  
446/8–13; 705/42, 43; 361/679.1, 679.02,  
361/679.04, 679.21, 679.57, 724; 235/379,  
235/380, 381, 382, 382.5; 194/206  
See application file for complete search history.

(56) **References Cited**

**U.S. PATENT DOCUMENTS**

D360,734	S	*	7/1995	Hall	.....	D99/28
D456,587	S	*	4/2002	Kit et al.	.....	D99/28
D492,080	S	*	6/2004	Magee et al.	.....	D99/28
D492,082	S	*	6/2004	Magee et al.	.....	D99/28
D530,880	S	*	10/2006	Magee et al.	.....	D99/28
D558,425	S	*	12/2007	Dias	.....	D99/28
7,445,144	B2	*	11/2008	Schlabach et al.	.....	235/379
7,513,420	B1	*	4/2009	Block et al.	.....	235/379
D596,374	S	*	7/2009	Kang et al.	.....	D99/28
D597,275	S	*	7/2009	Lee	.....	D99/28
7,584,885	B1	*	9/2009	Douglass	.....	235/379
D625,305	S	*	10/2010	Bleck et al.	.....	D14/307
D625,485	S	*	10/2010	Lee et al.	.....	D99/28
D629,585	S	*	12/2010	Bleck et al.	.....	D99/28
7,849,011	B1	*	12/2010	McCoy et al.	.....	705/43
7,891,546	B1	*	2/2011	Steinbach et al.	.....	235/375
7,926,712	B2	*	4/2011	Schlabach et al.	.....	235/379

7,959,072	B1	*	6/2011	Jenkins et al.	.....	235/379
7,988,039	B1	*	8/2011	Muschellack et al.	.....	235/379
D645,223	S	*	9/2011	Bleck et al.	.....	D99/28
D652,601	S	*	1/2012	Rohan et al.	.....	D99/28
D653,014	S	*	1/2012	Rohan et al.	.....	D99/28
D653,420	S	*	1/2012	Rohan et al.	.....	D99/28
D653,421	S	*	1/2012	Rohan et al.	.....	D99/28
D653,423	S	*	1/2012	Rohan et al.	.....	D99/28
D653,424	S	*	1/2012	Rohan et al.	.....	D99/28

\* cited by examiner

*Primary Examiner* — Elizabeth J Oswecki

(74) *Attorney, Agent, or Firm* — Fenwick & West LLP

(57) **CLAIM**

The ornamental design for an automated teller machine, as shown and described.

**DESCRIPTION**

FIG. 1 is a perspective view of an automated teller machine, showing our new design.

FIG. 2 is another perspective view of an automated teller machine of FIG. 1.

FIG. 3 is a front view of the automated teller machine of FIG. 1.

FIG. 4 is a rear view of the automated teller machine of FIG. 1.

FIG. 5 is a left side view of the automated teller machine of FIG. 1.

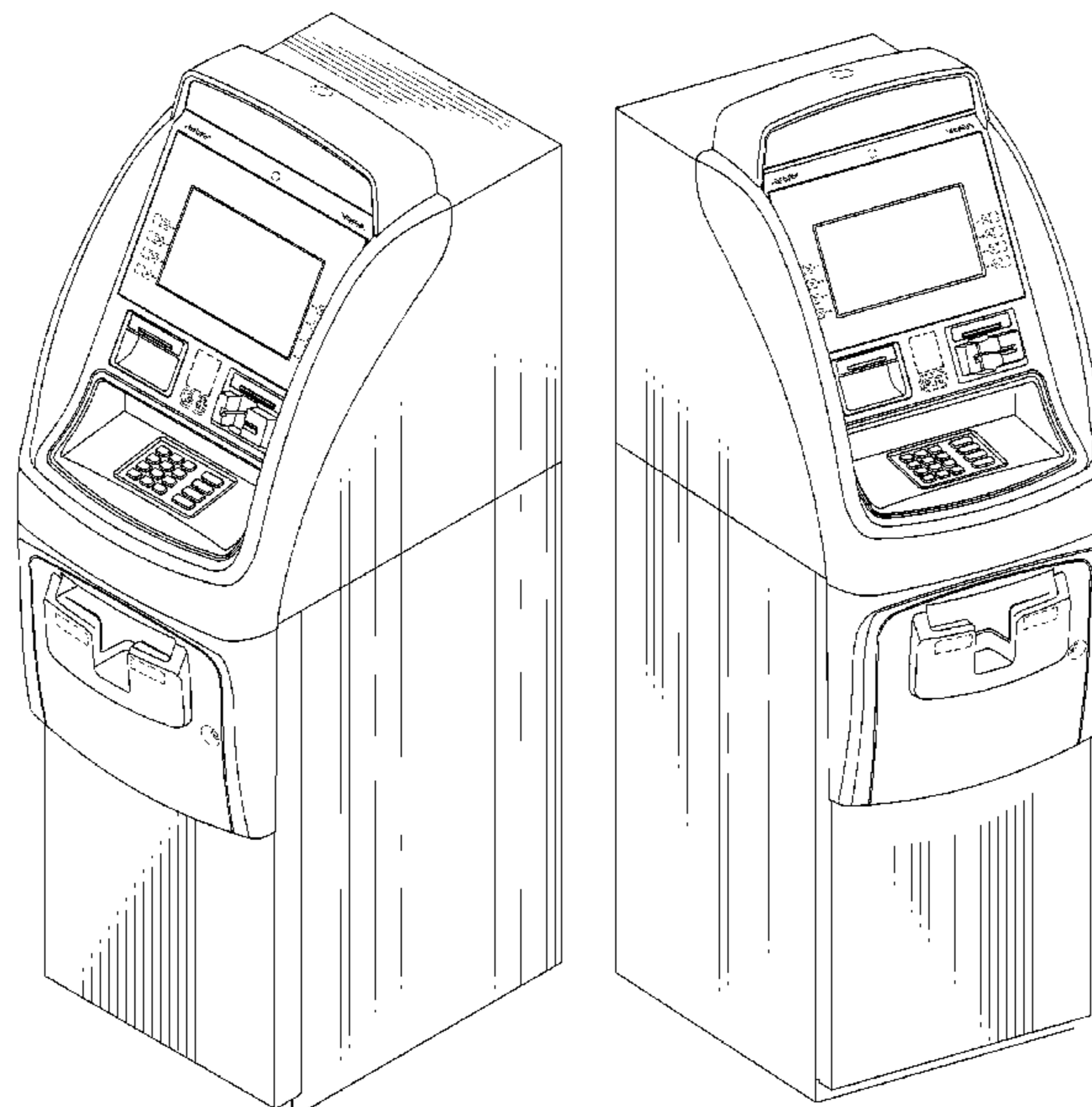
FIG. 6 is a right side view of the automated teller machine of FIG. 1.

FIG. 7 is a top view of the automated teller machine of FIG. 1; and,

FIG. 8 is a bottom view of the automated teller machine of FIG. 1.

The broken lines shown in the drawings represent portions of the automated teller machine that form no part of the claimed design.

**1 Claim, 7 Drawing Sheets**



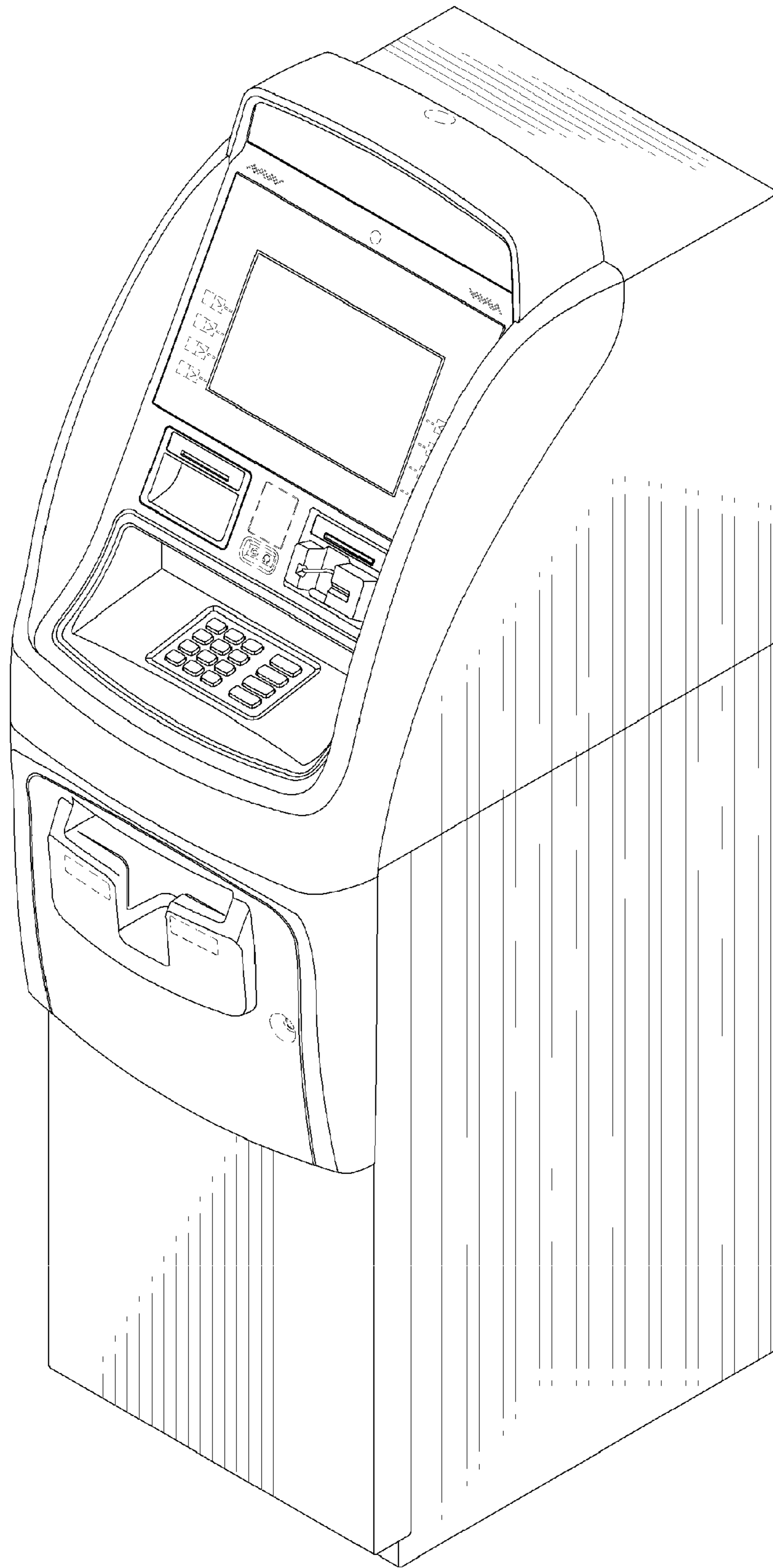


FIG. 1

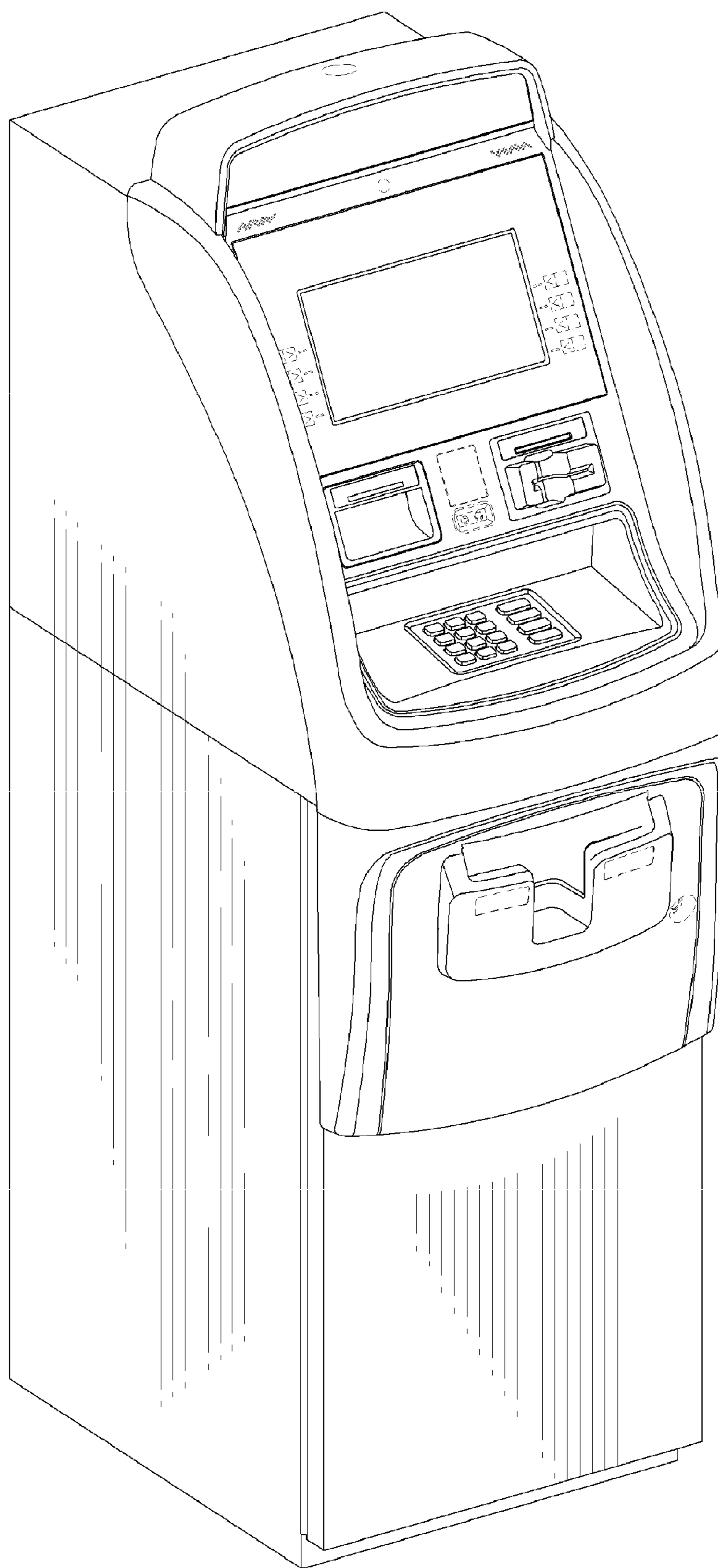


FIG. 2

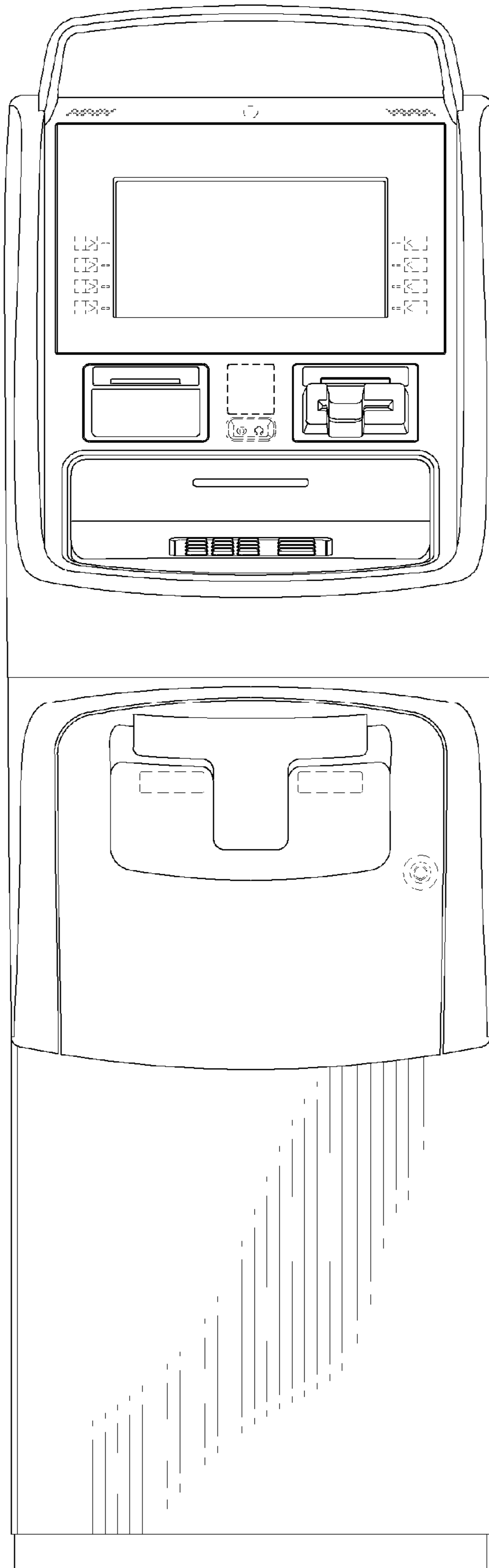


FIG. 3

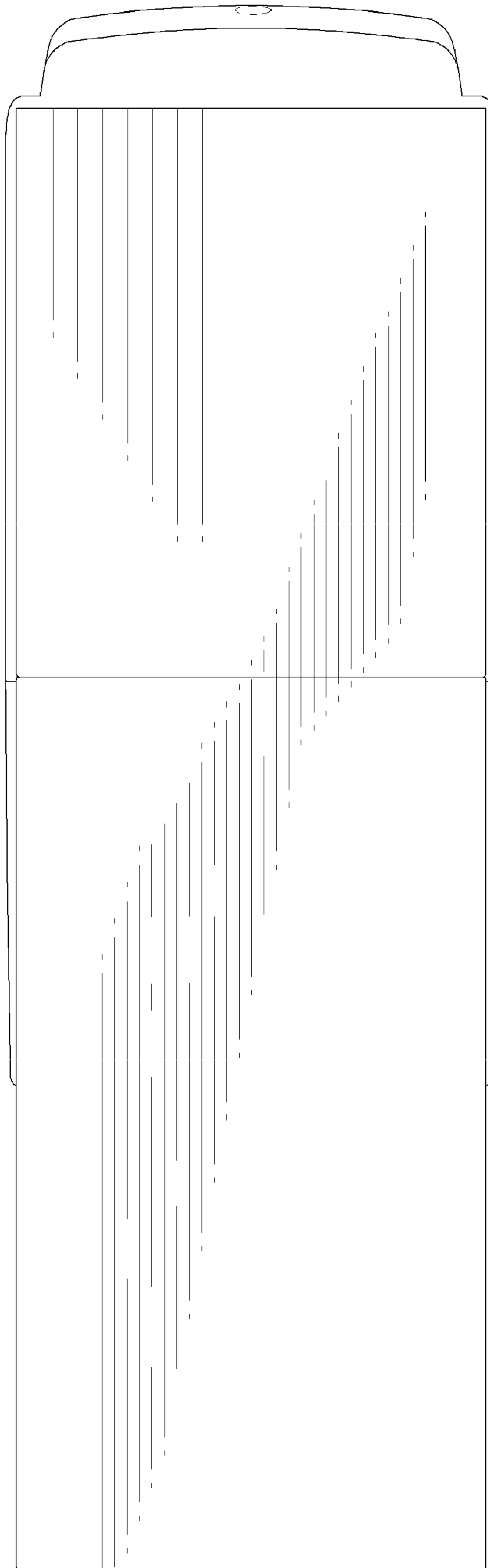


FIG. 4

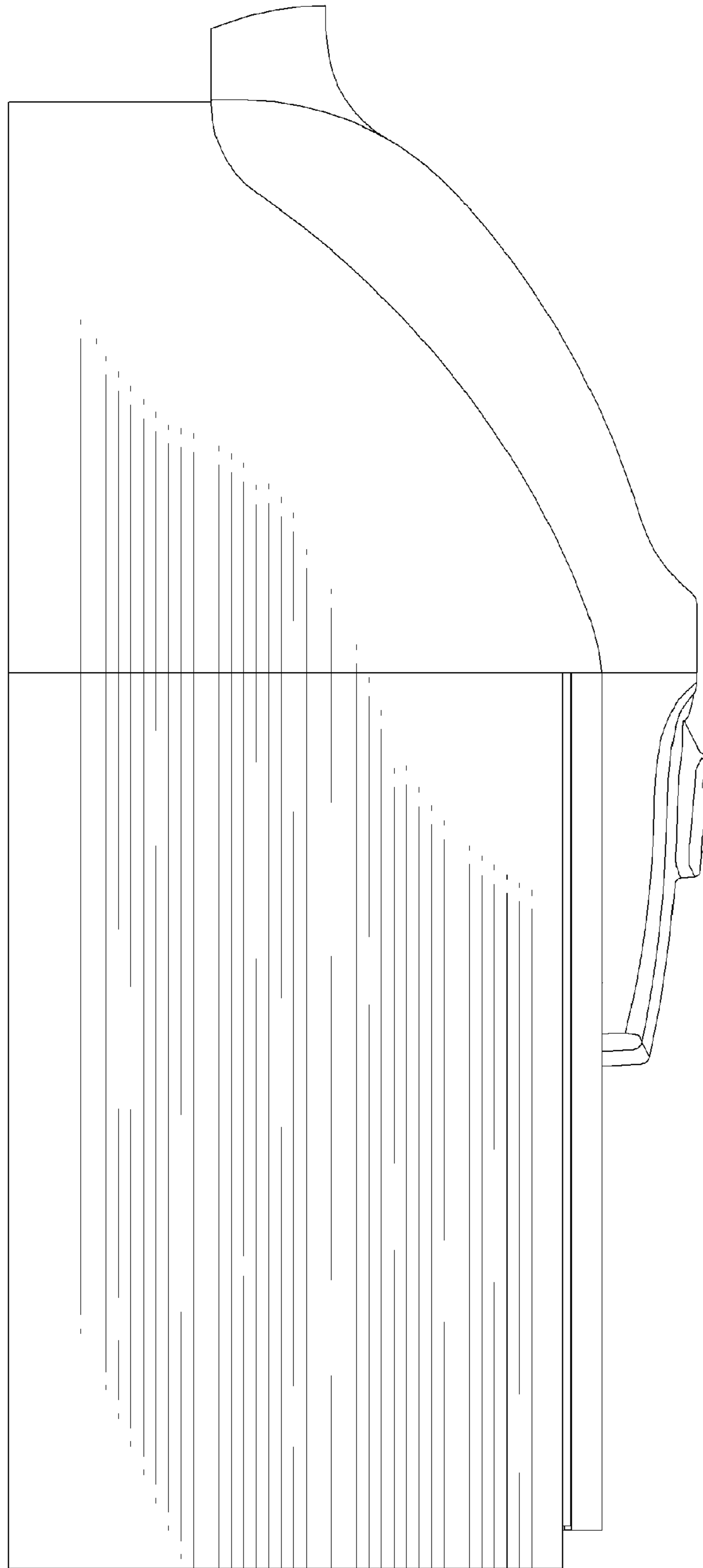


FIG. 5

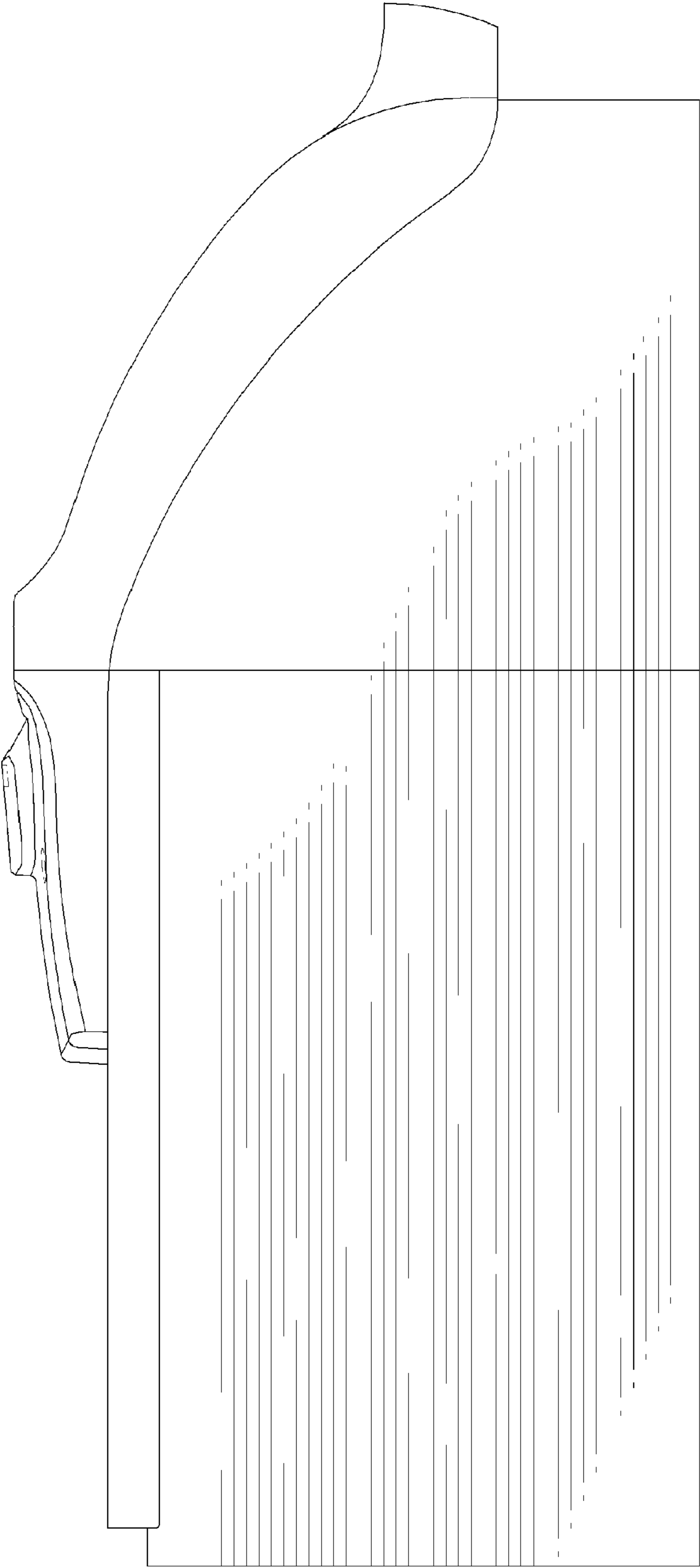


FIG. 6




FIG. 7

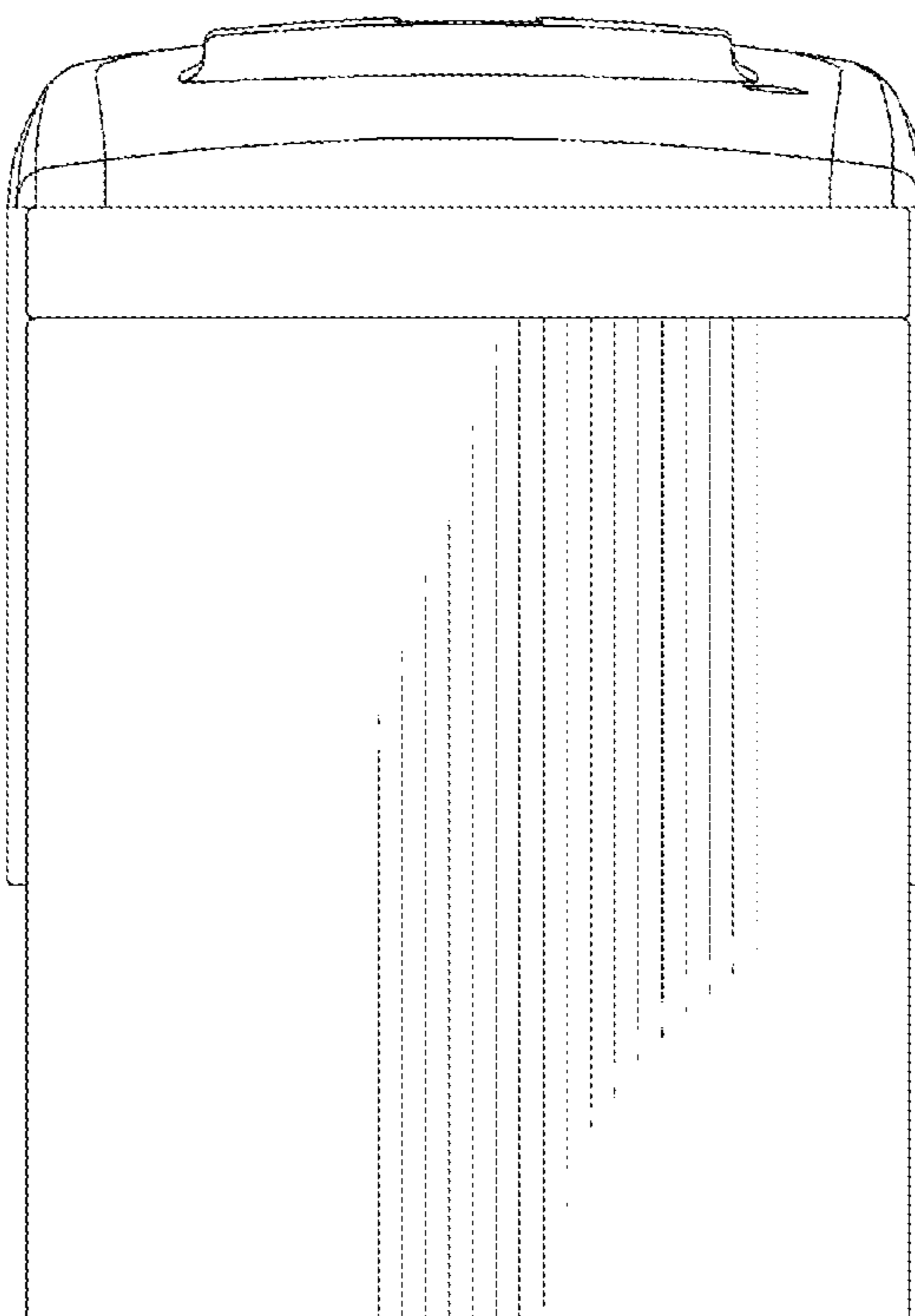


FIG. 8