



US00D674939S

(12) **United States Design Patent**
Lai

(10) **Patent No.:** **US D674,939 S**
(45) **Date of Patent:** **** Jan. 22, 2013**

(54) **EXTERIOR SURFACE CONFIGURATION OF VEHICULAR TAILLIGHT**

(75) Inventor: **Ching-Tsung Lai**, Tainan (TW)

(73) Assignee: **Litek Enterprise Co., Ltd.**, Tainan (TW)

(**) Term: **14 Years**

(21) Appl. No.: **29/427,102**

(22) Filed: **Jul. 13, 2012**

(51) **LOC (9) Cl.** **26-06**

(52) **U.S. Cl.** **D26/28**

(58) **Field of Classification Search** D26/28-36;
362/459-468, 475-478, 485-487

See application file for complete search history.

(56) **References Cited**

U.S. PATENT DOCUMENTS

D455,508 S * 4/2002 Sinkwitz D26/28
D465,039 S * 10/2002 Murkett D26/28

D490,170 S * 5/2004 Metros et al. D26/28
D491,298 S * 6/2004 Hall et al. D26/28
D539,450 S * 3/2007 Pfeiffer D26/28
D540,480 S * 4/2007 Pfeiffer D26/28
D553,268 S * 10/2007 Pfeiffer D26/28
D565,211 S * 3/2008 Haller et al. D26/28

* cited by examiner

Primary Examiner — Marcus Jackson

(74) *Attorney, Agent, or Firm* — Muncy, Geissler, Olds & Lowe, PLLC

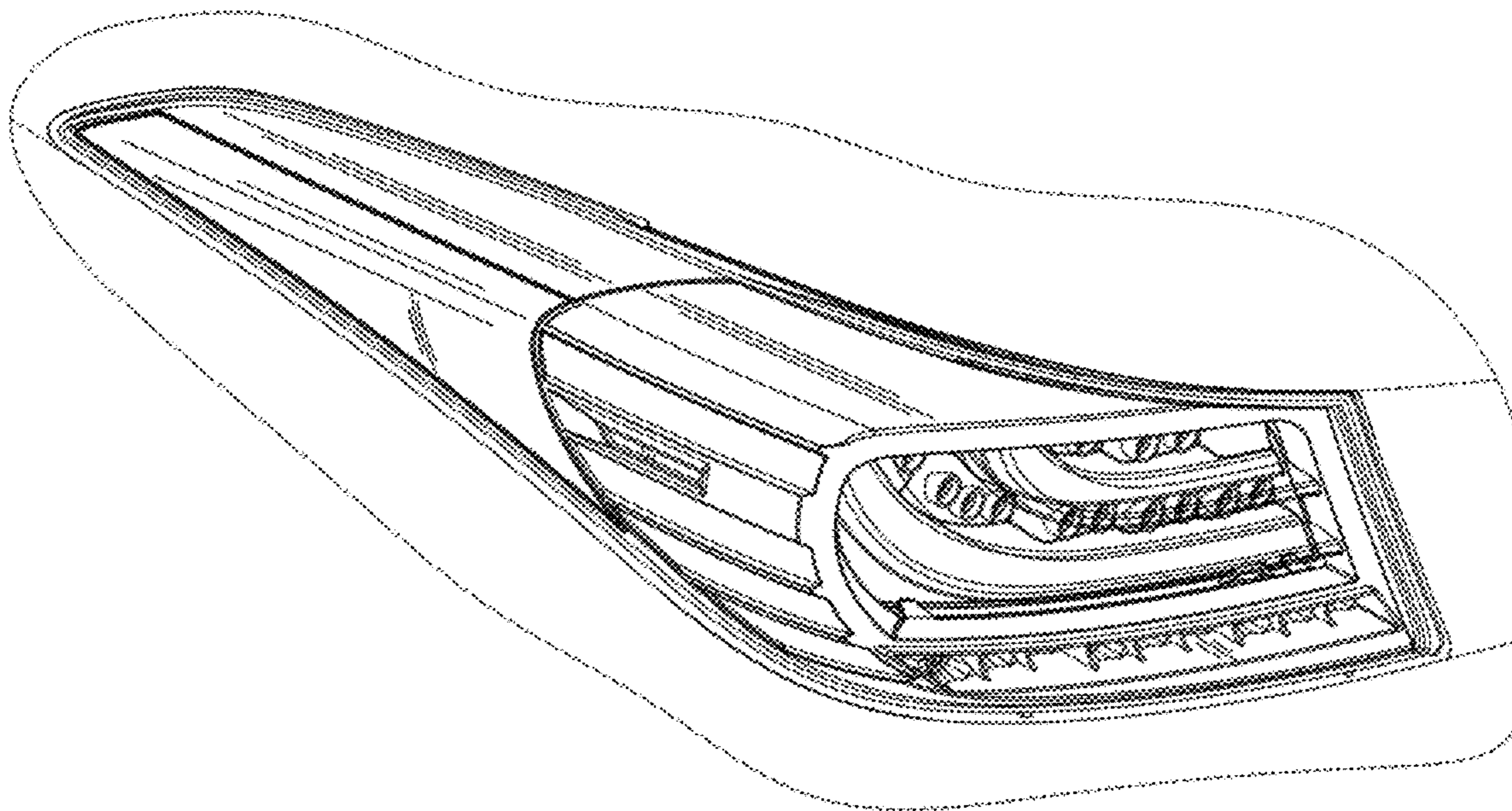
(57) **CLAIM**

I claim, the ornamental design for an exterior surface configuration of a vehicular taillight, as shown and described.

DESCRIPTION

FIG. 1 is a perspective view of an exterior surface configuration of a vehicular taillight showing my present design; FIG. 2 is a front view thereof; FIG. 3 is a left view thereof; and, FIG. 4 is a top plan view thereof.

1 Claim, 4 Drawing Sheets



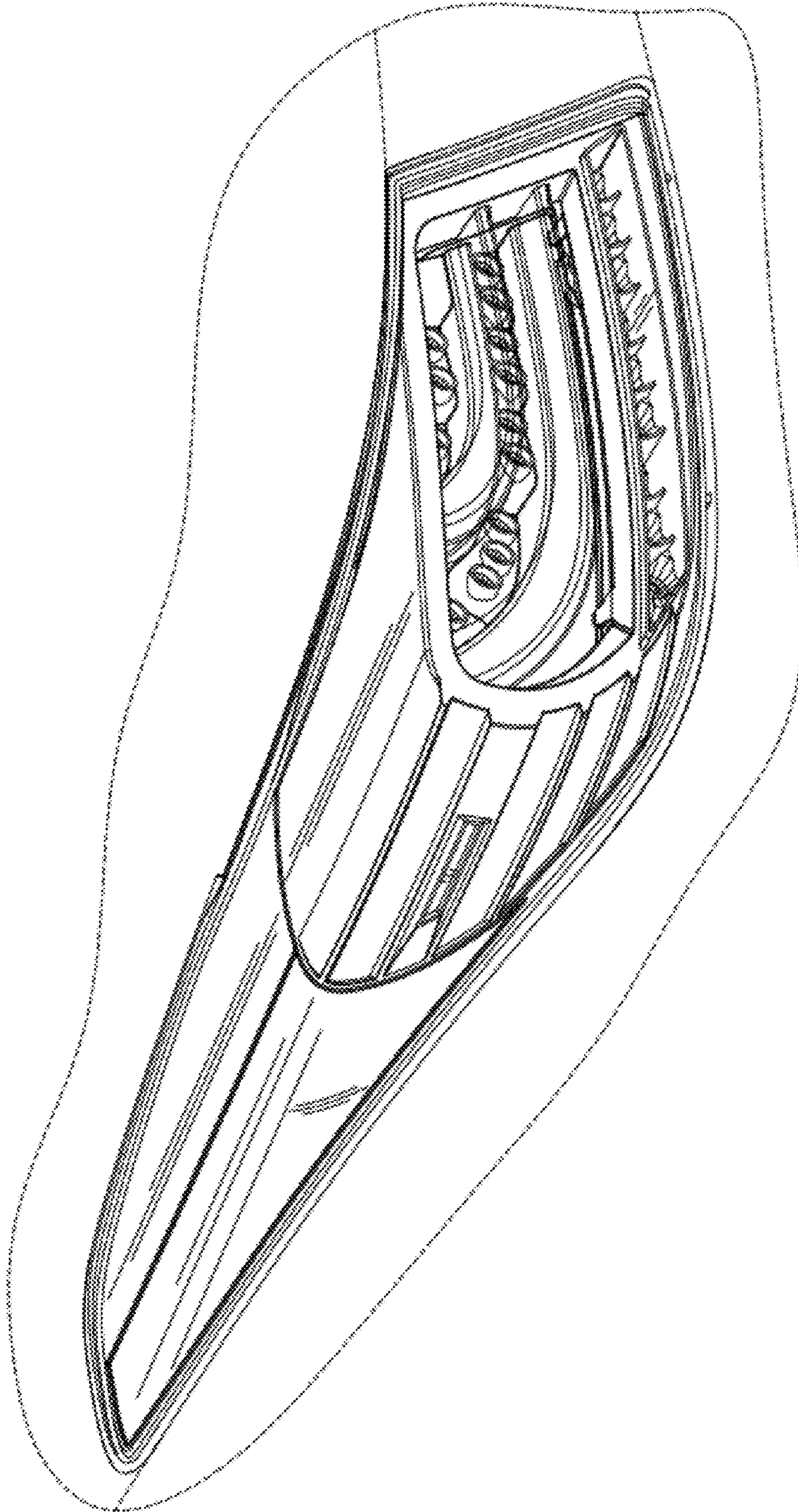


FIG. 1

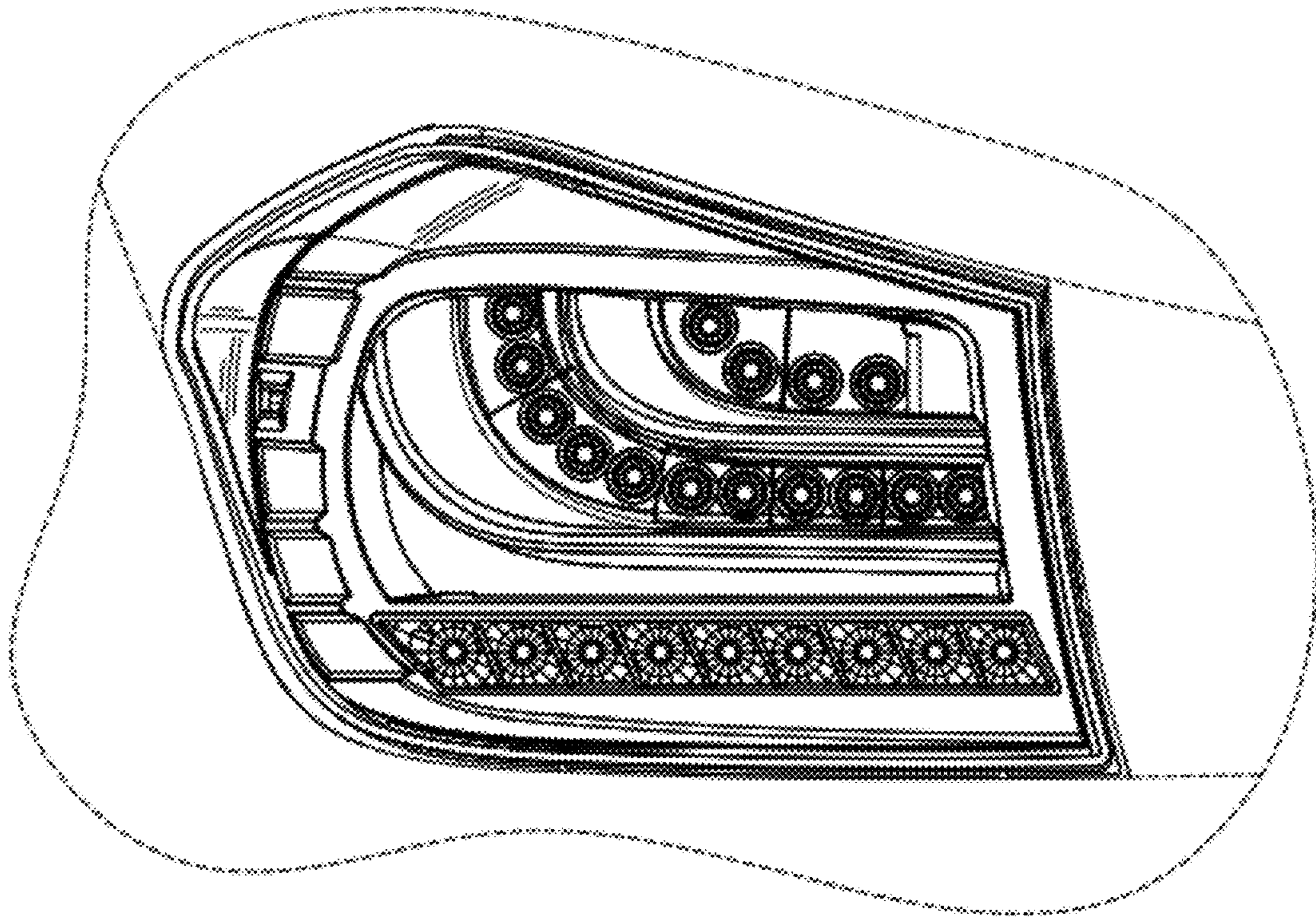


FIG. 2

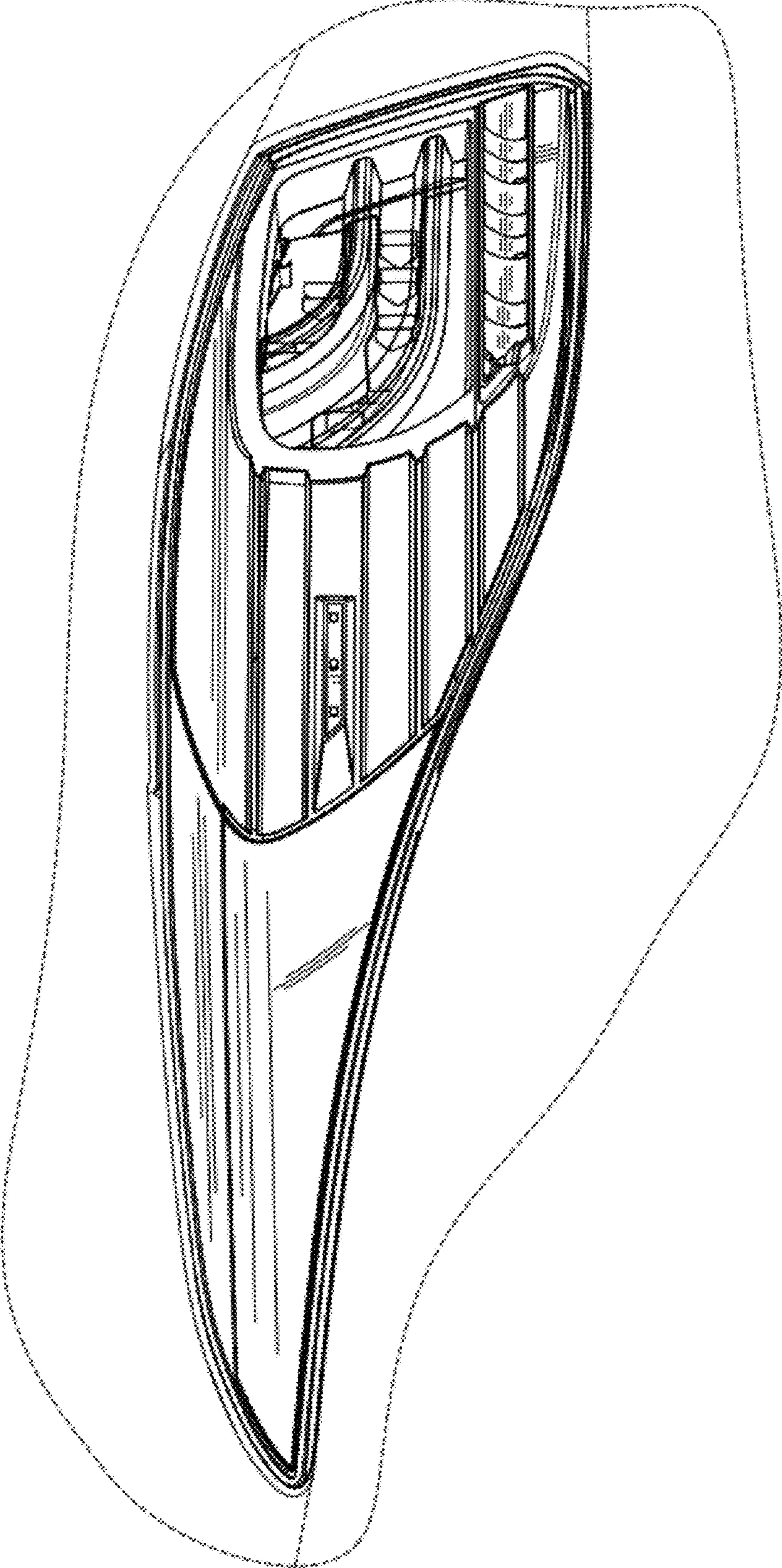


FIG. 3




FIG . 4