



US00D674918S

(12) **United States Design Patent**
Nanayakkara

(10) **Patent No.:** **US D674,918 S**

(45) **Date of Patent:** **** Jan. 22, 2013**

(54) **SQUARE MASONRY BLOCK**
(76) Inventor: **Lakdas Nanayakkara**, Boca Raton, FL
(US)
(**) Term: **14 Years**

2,472,363 A *	6/1949	Blackinton	D25/113
3,819,188 A *	6/1974	Freedman	D21/491
D298,464 S *	11/1988	Roote	D25/117
D389,400 S *	1/1998	Liang	D21/502
6,276,870 B1 *	8/2001	Smith	405/17
2005/0044781 A1 *	3/2005	Chen et al.	405/16
2006/0248847 A1 *	11/2006	Simon et al.	52/741.1

(21) Appl. No.: **29/413,595**

* cited by examiner

(22) Filed: **Feb. 17, 2012**

Primary Examiner — Anhdao Doan

(51) **LOC (9) Cl.** **25-01**

(74) *Attorney, Agent, or Firm* — Melvin K. Silverman

(52) **U.S. Cl.** **D25/115**

(58) **Field of Classification Search** D25/102–118,
D25/138, 152, 157–162, 164; D21/484–491,
D21/499–504; 405/16, 284, 286; 52/503–505,
52/574, 575, 596–612; 404/27–42

(57) **CLAIM**

The ornamental design for a square masonry block, as shown and described.

See application file for complete search history.

DESCRIPTION

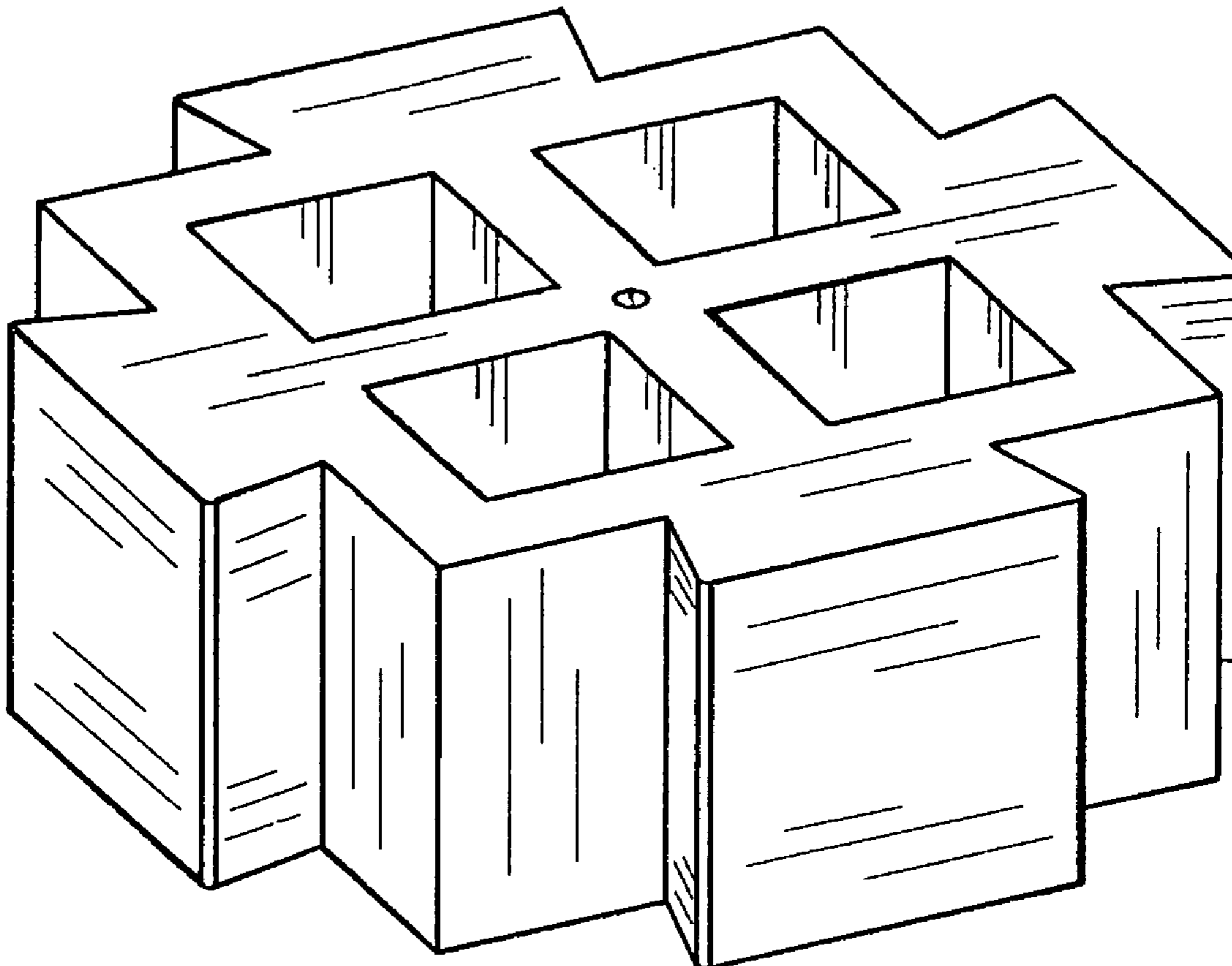
(56) **References Cited**

FIG. 1 is a top perspective view of a square masonry block;
FIG. 2 is a bottom perspective view thereof; and,
FIG. 3 is a top view thereof.

U.S. PATENT DOCUMENTS

178,988 A *	6/1876	Borie	D25/117
527,961 A *	10/1894	Furness	D25/159

1 Claim, 2 Drawing Sheets



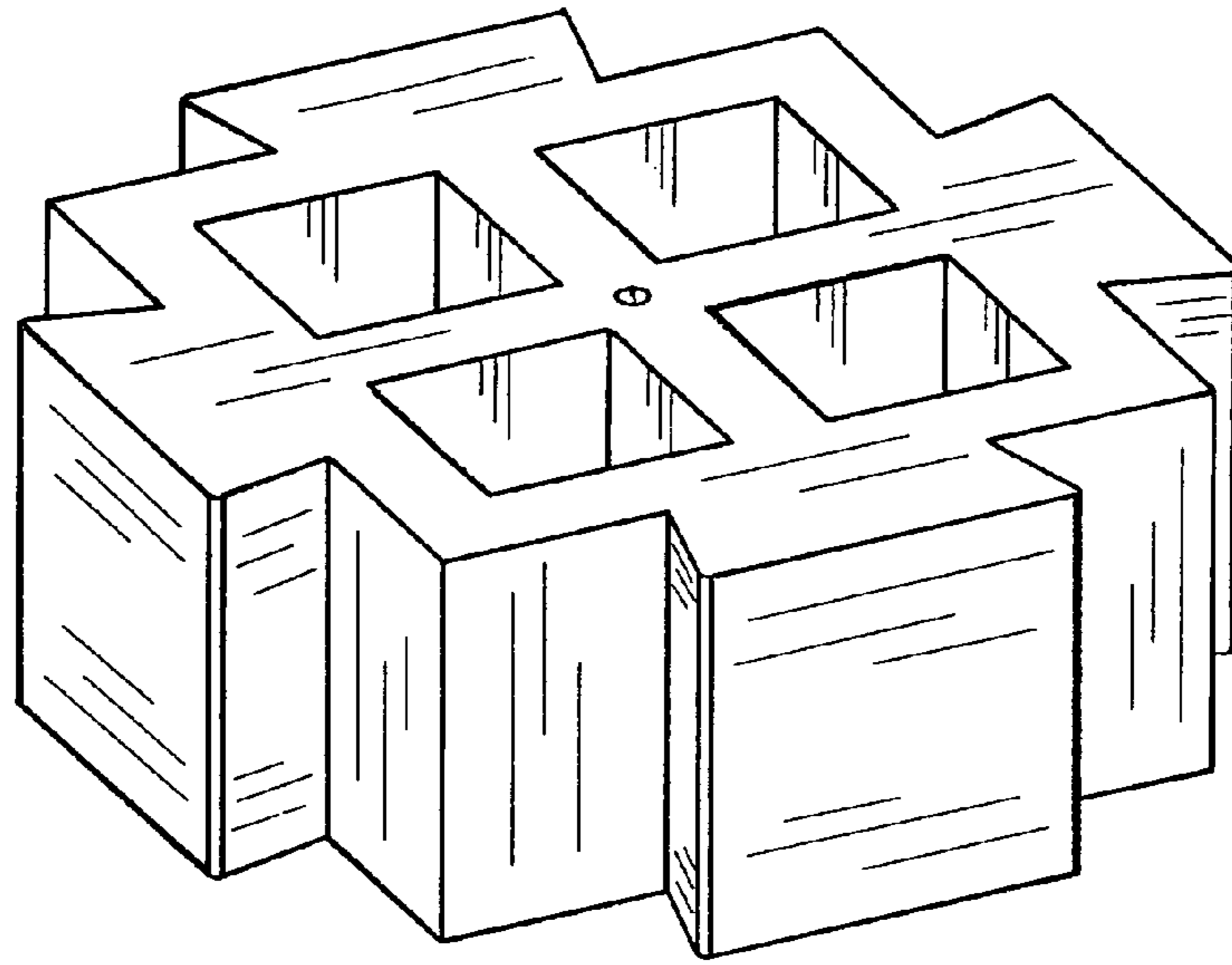


FIG. 1




FIG. 2

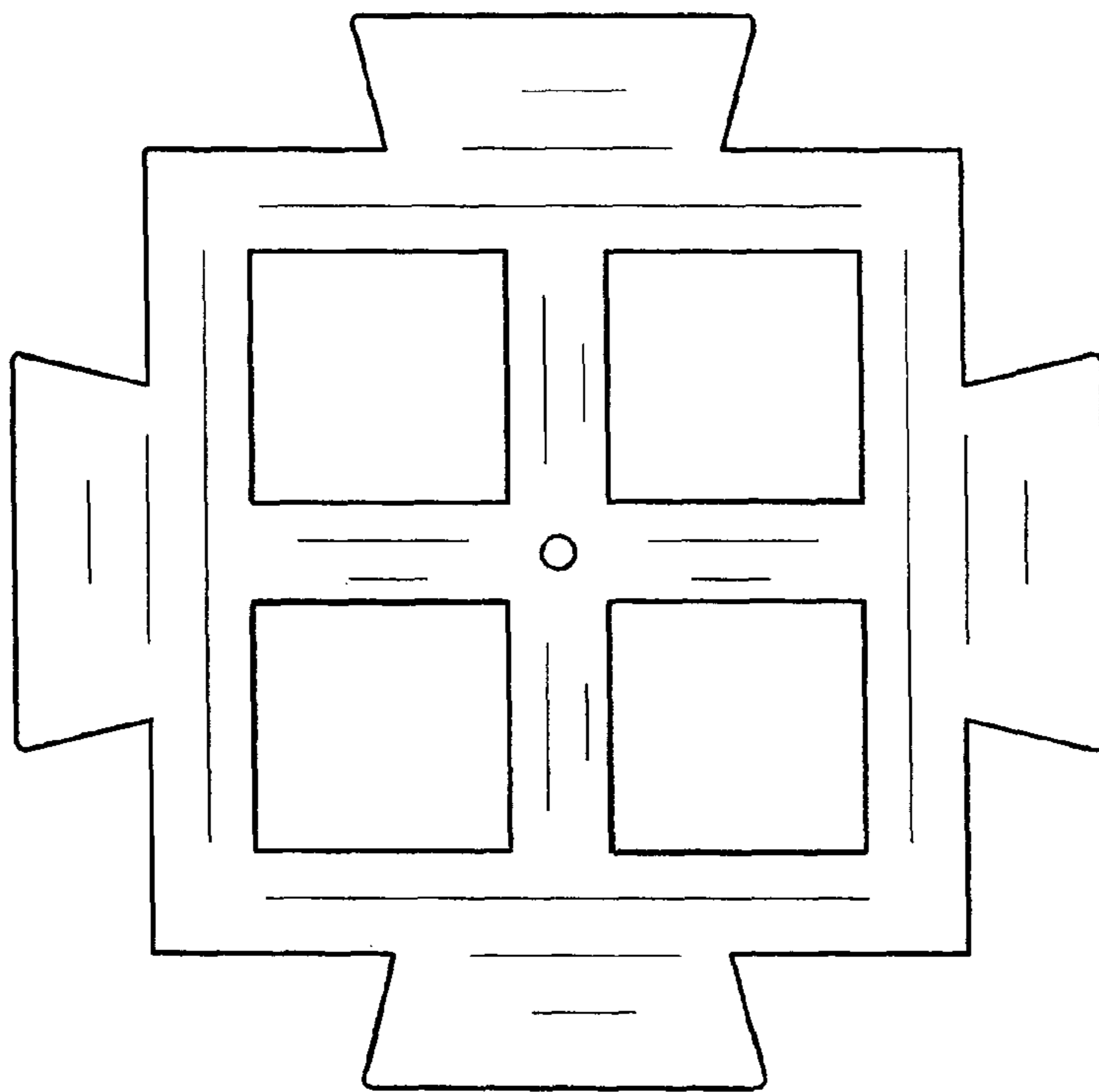


FIG.3