



US00D674912S

(12) **United States Design Patent**
O'Sullivan et al.

(10) **Patent No.:** **US D674,912 S**

(45) **Date of Patent:** **** *Jan. 22, 2013**

(54) **BLOOD ANALYZER**

(75) Inventors: **Daniel O'Sullivan**, Mont Vernon, NH (US); **Christopher Labak**, Brookline, NH (US); **James Rudolph**, Lowell, MA (US); **Zachary S. Hastings**, Lowell, MA (US); **Joseph O. St. Cyr**, Salem, NH (US)

(73) Assignee: **Constitution Medical, Inc.**, Boston, MA (US)

(*) Notice: This patent is subject to a terminal disclaimer.

(**) Term: **14 Years**

(21) Appl. No.: **29/397,884**

(22) Filed: **Jul. 22, 2011**

(51) **LOC (9) Cl.** **24-01**

(52) **U.S. Cl.** **D24/216; D24/169**

(58) **Field of Classification Search** D24/216, D24/217, 219, 231, 232, 107, 169, 186; D10/81; 422/500, 547, 62-65, 67; 435/287.1, 287.3; 436/43, 45, 47

See application file for complete search history.

(56) **References Cited**

U.S. PATENT DOCUMENTS

D320,073 S * 9/1991 Sakagami et al. D24/232
D320,443 S * 10/1991 Yokoyama et al. D24/169
D334,428 S * 3/1993 Horton et al. D24/186
D338,962 S * 8/1993 Ikegami et al. D24/186

D553,247 S * 10/2007 Pousson D24/186
7,968,060 B2 * 6/2011 Van Tuyl 422/501
D648,035 S * 11/2011 Philipak et al. D24/216
2003/0161761 A1 * 8/2003 Williams et al. 422/63
2010/0291619 A1 * 11/2010 Robinson et al. 435/34
2011/0053277 A1 * 3/2011 Yamato et al. 436/43
2011/0076716 A1 * 3/2011 Wada 435/34

* cited by examiner

Primary Examiner — Anhdao Doan

(74) *Attorney, Agent, or Firm* — Fish & Richardson P.C.

(57) **CLAIM**

The ornamental design for a blood analyzer, substantially as shown and described.

DESCRIPTION

FIG. 1 is a front perspective view of a blood analyzer of the design;

FIG. 2 is a front elevational view of the blood analyzer of FIG. 1;

FIG. 3 is a left side elevation view of the blood analyzer of FIG. 1;

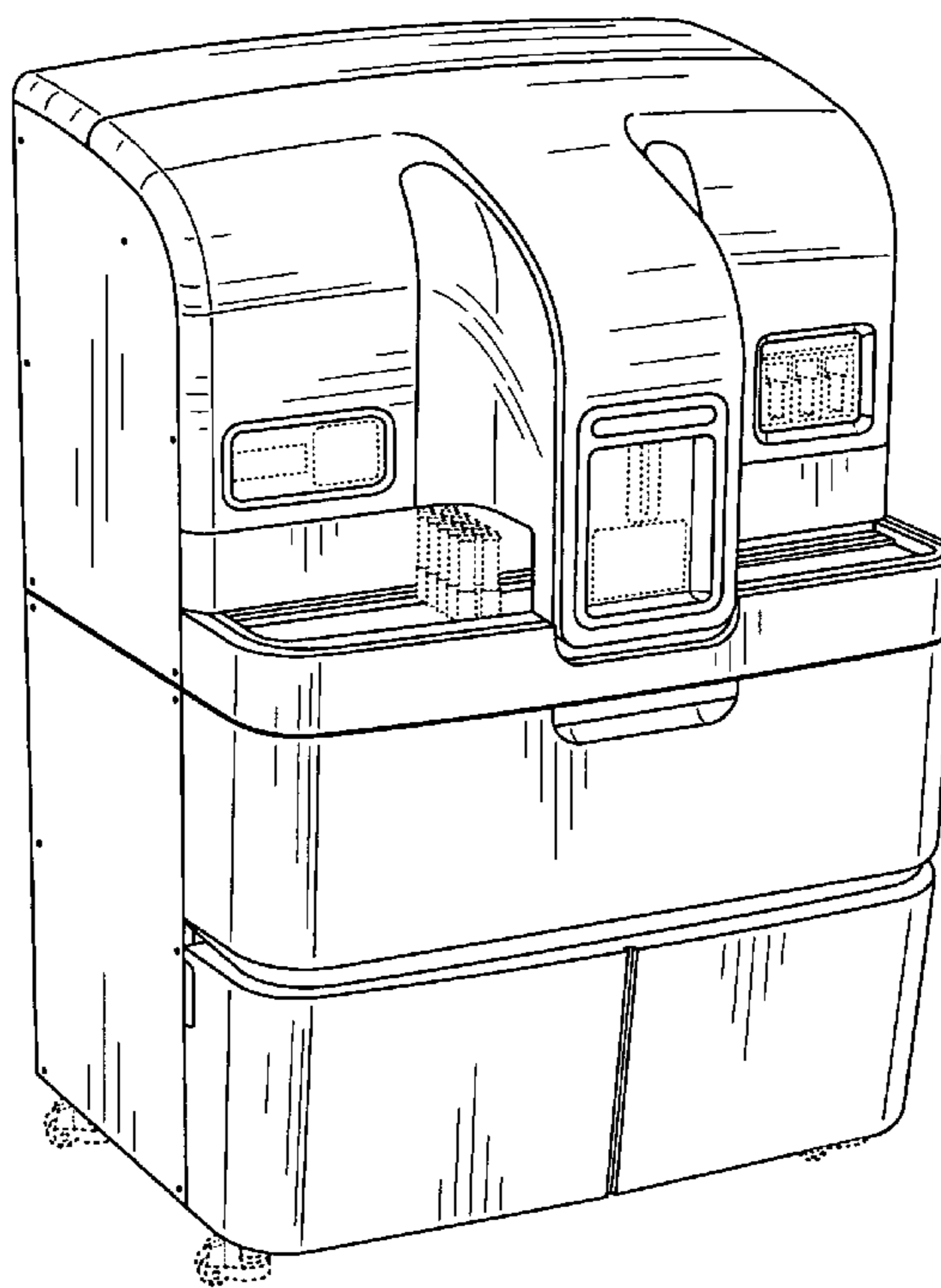
FIG. 4 is a right side elevational view of the blood analyzer of FIG. 1;

FIG. 5 is a rear view of the blood analyzer of FIG. 1; and,

FIG. 6 is a top view of the blood analyzer of FIG. 1.

The bottom view of the blood analyzer is not shown and forms no part of the claimed design. The broken lines are included for the purpose of illustrating portions of the blood analyzer that form no part of the claimed design. None of the broken lines form a part of the claimed design.

1 Claim, 6 Drawing Sheets



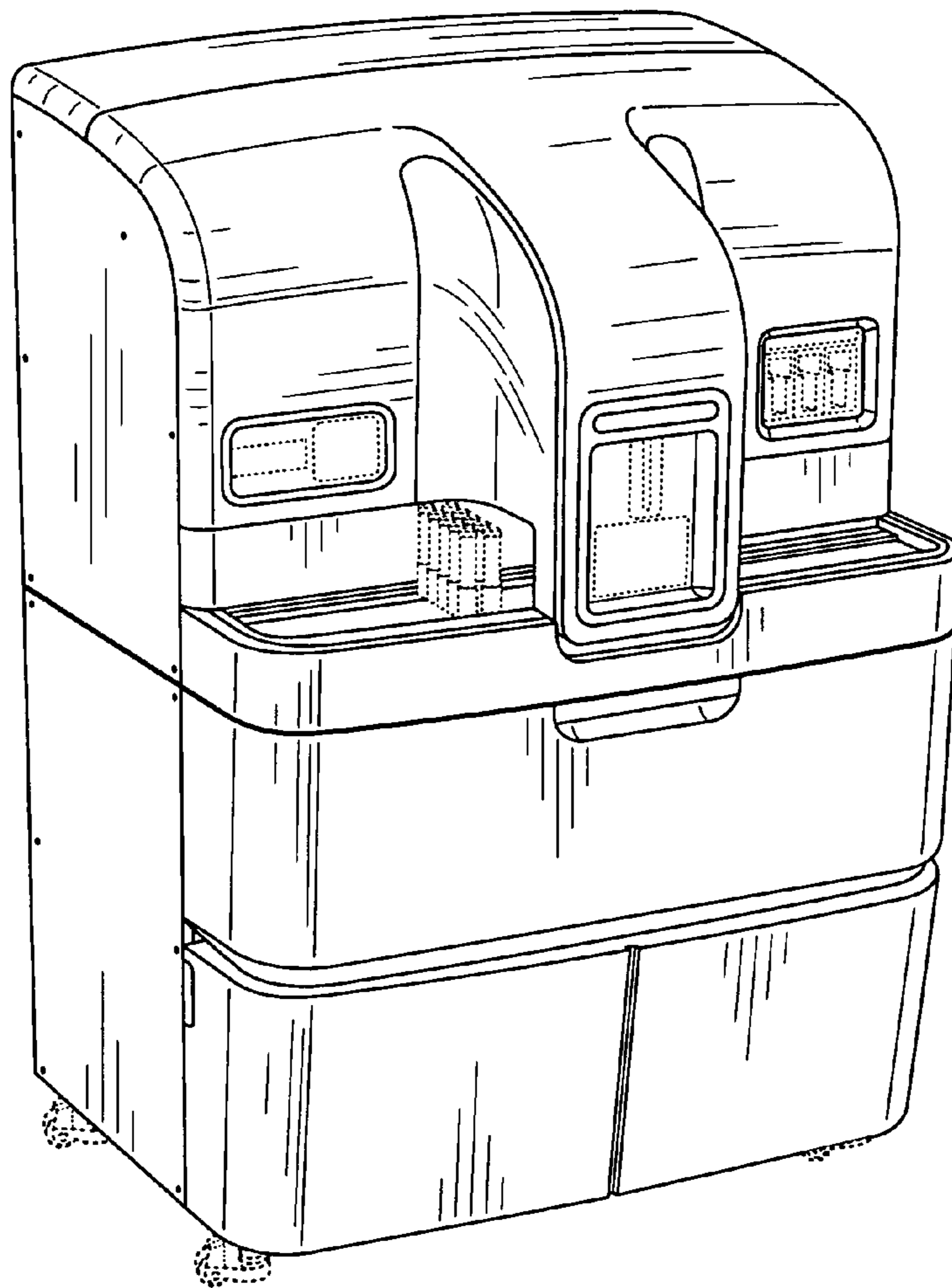


FIG. 1

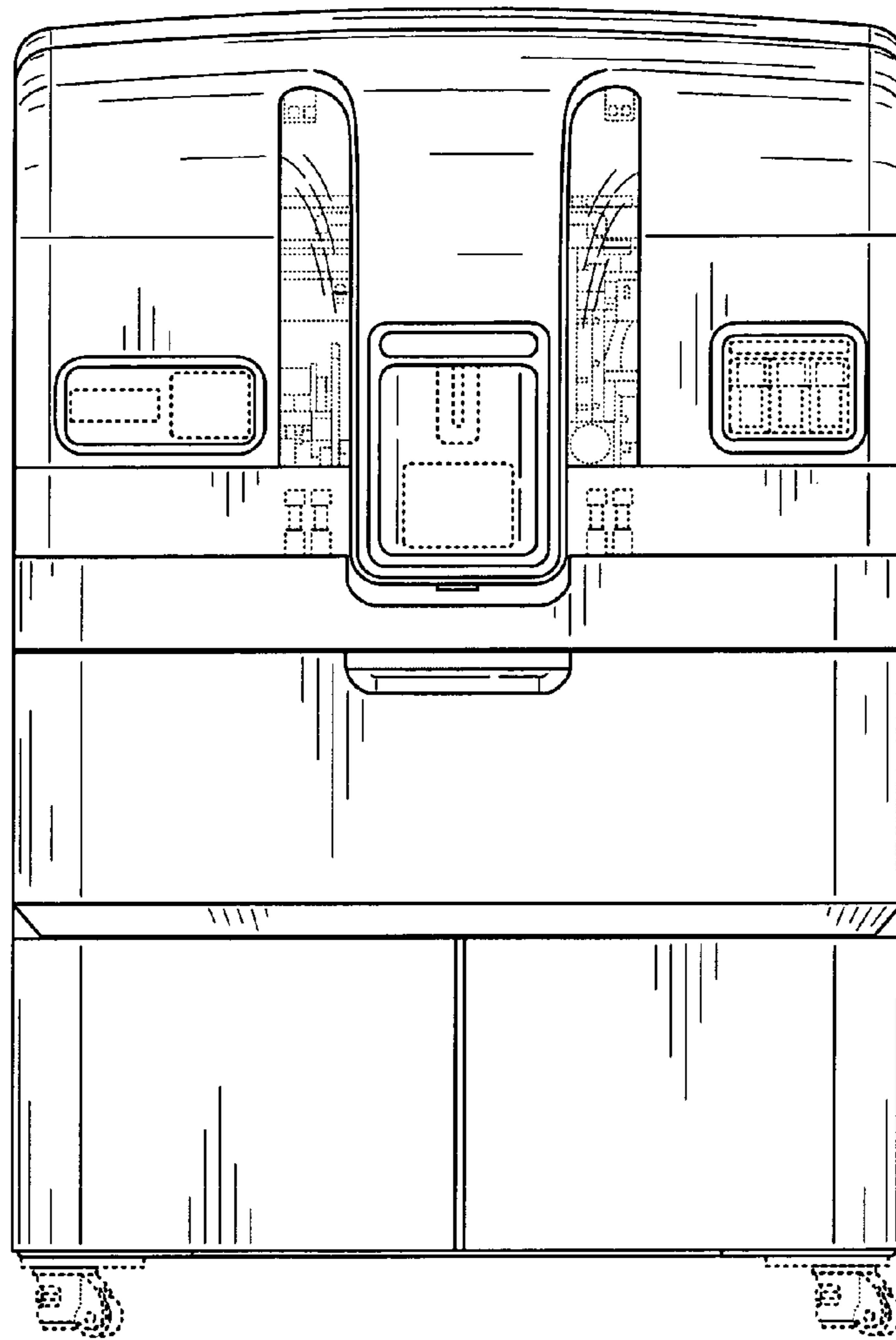


FIG. 2

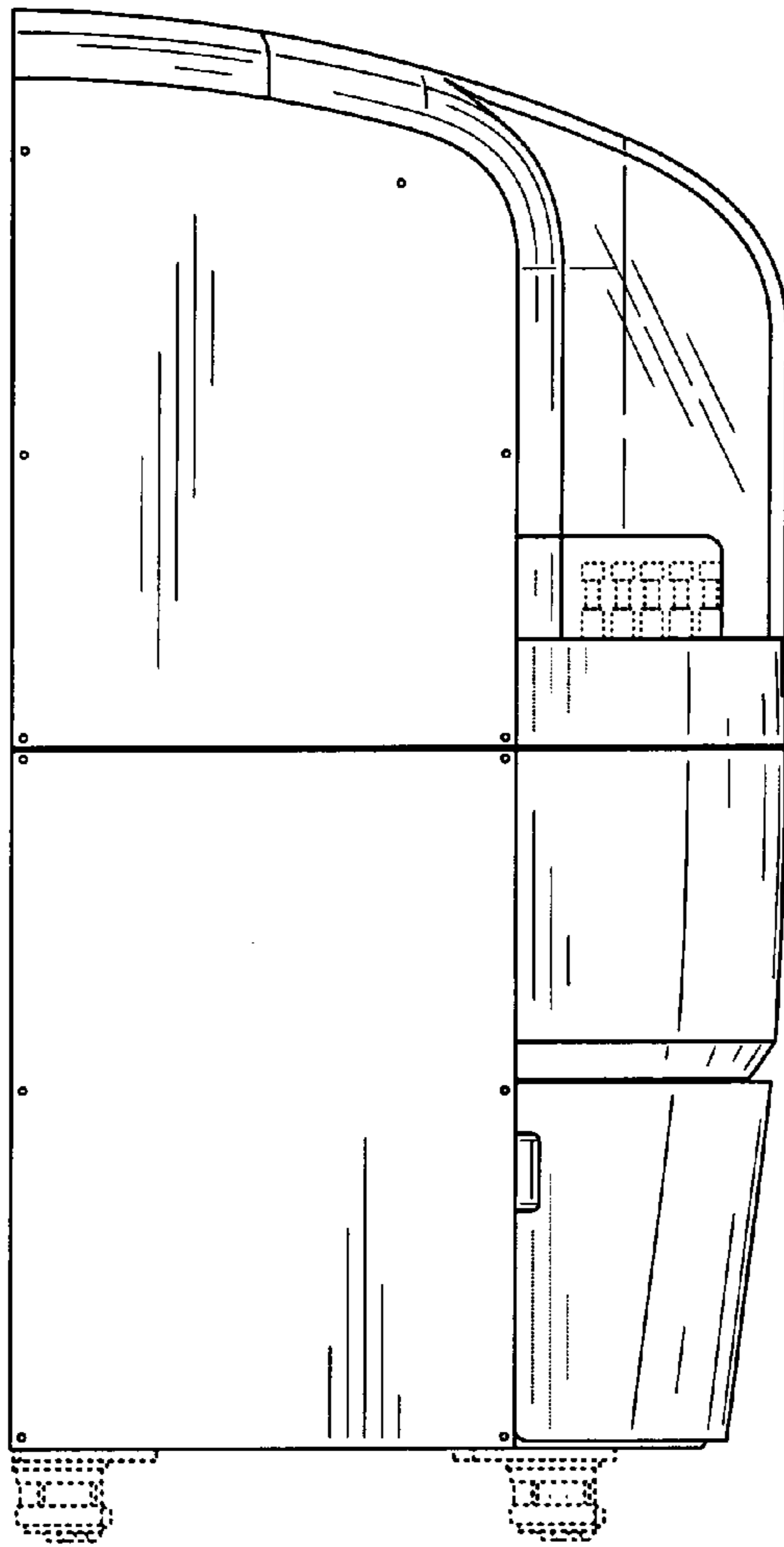


FIG. 3

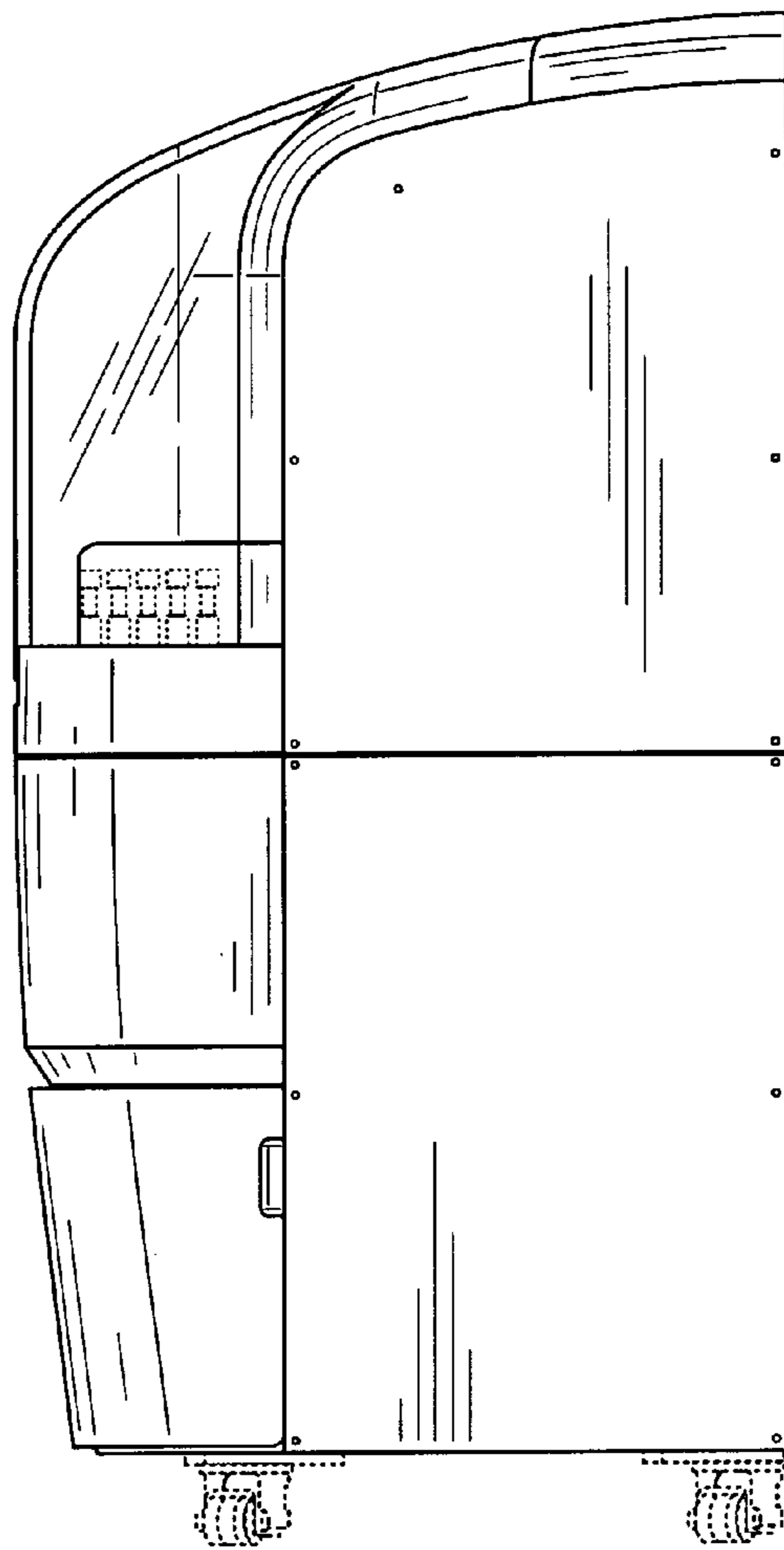


FIG. 4




FIG. 5

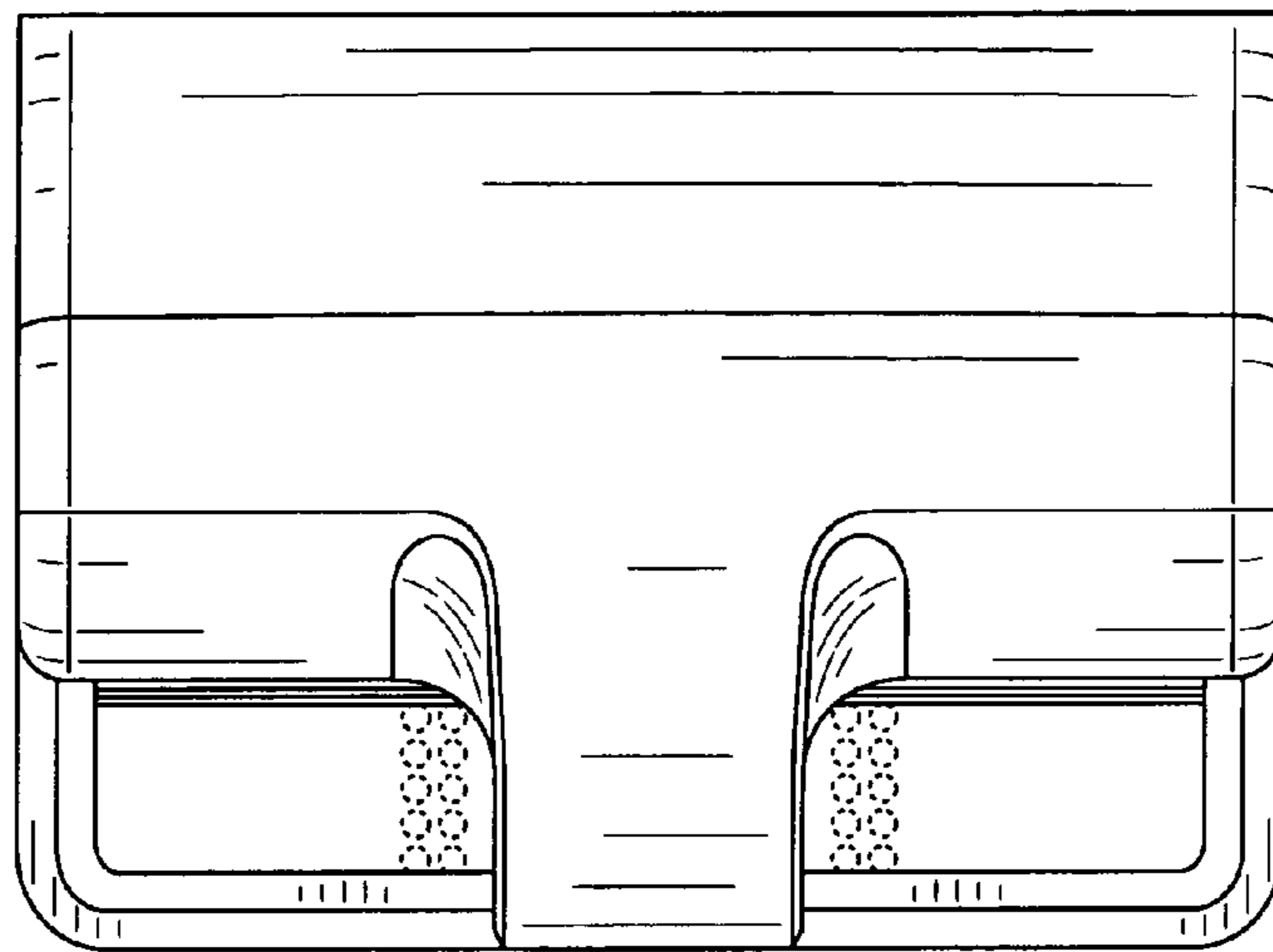


FIG. 6