



US00D674911S

(12) **United States Design Patent**  
**Caldwell**

(10) **Patent No.:** **US D674,911 S**  
(45) **Date of Patent:** **\*\* Jan. 22, 2013**

(54) **SCALP MASSAGER**

(76) Inventor: **Irma LaVette Caldwell**, Woodbridge,  
VA (US)

(\*\*) Term: **14 Years**

(21) Appl. No.: **29/425,785**

(22) Filed: **Jun. 27, 2012**

(51) **LOC (9) Cl.** ..... **28-03**

(52) **U.S. Cl.** ..... **D24/215**

(58) **Field of Classification Search** ..... D24/200,  
D24/211-215, 141; 601/27, 28, 33, 40, 46,  
601/47, 48, 63, 80, 99, 104, 112, 113, 114,  
601/119, 122, 125, 129, 134, 135, 137, DIG. 12,  
601/DIG. 13, DIG. 14, DIG. 15, DIG. 16,  
601/DIG. 17; D4/104

See application file for complete search history.

(56) **References Cited**

U.S. PATENT DOCUMENTS

D161,873 S *	2/1951	Rosengard	.....	D4/111
D193,824 S *	10/1962	Langham	.....	D28/91.2
D258,143 S *	2/1981	Flick	.....	D24/152
D342,999 S *	1/1994	Gonsalves, Jr.	.....	D24/147
D345,054 S *	3/1994	Spence, Jr.	.....	D4/104
D404,495 S *	1/1999	Chien	.....	D24/211
D408,925 S *	4/1999	Berry et al.	.....	D24/214
6,309,365 B1	10/2001	Lacey		
6,450,980 B1	9/2002	Robbins et al.		

D472,641 S	4/2003	Robbins et al.		
D472,642 S	4/2003	Henckel		
D507,448 S *	7/2005	Fiedeler et al.	.....	D7/300.2
D510,440 S *	10/2005	Huang	.....	D24/211
D558,343 S	12/2007	Sisto		
7,399,287 B2	7/2008	Meisch		
D585,163 S	1/2009	Carrasco		
D637,727 S *	5/2011	Kurosu et al.	.....	D24/211
D662,601 S *	6/2012	Matsushita	.....	D24/215
2006/0142679 A1 *	6/2006	Tan	.....	601/137
2007/0066919 A1 *	3/2007	Gueret	.....	601/138

\* cited by examiner

*Primary Examiner* — Sandra Snapp

(74) *Attorney, Agent, or Firm* — Maier & Maier PLLC

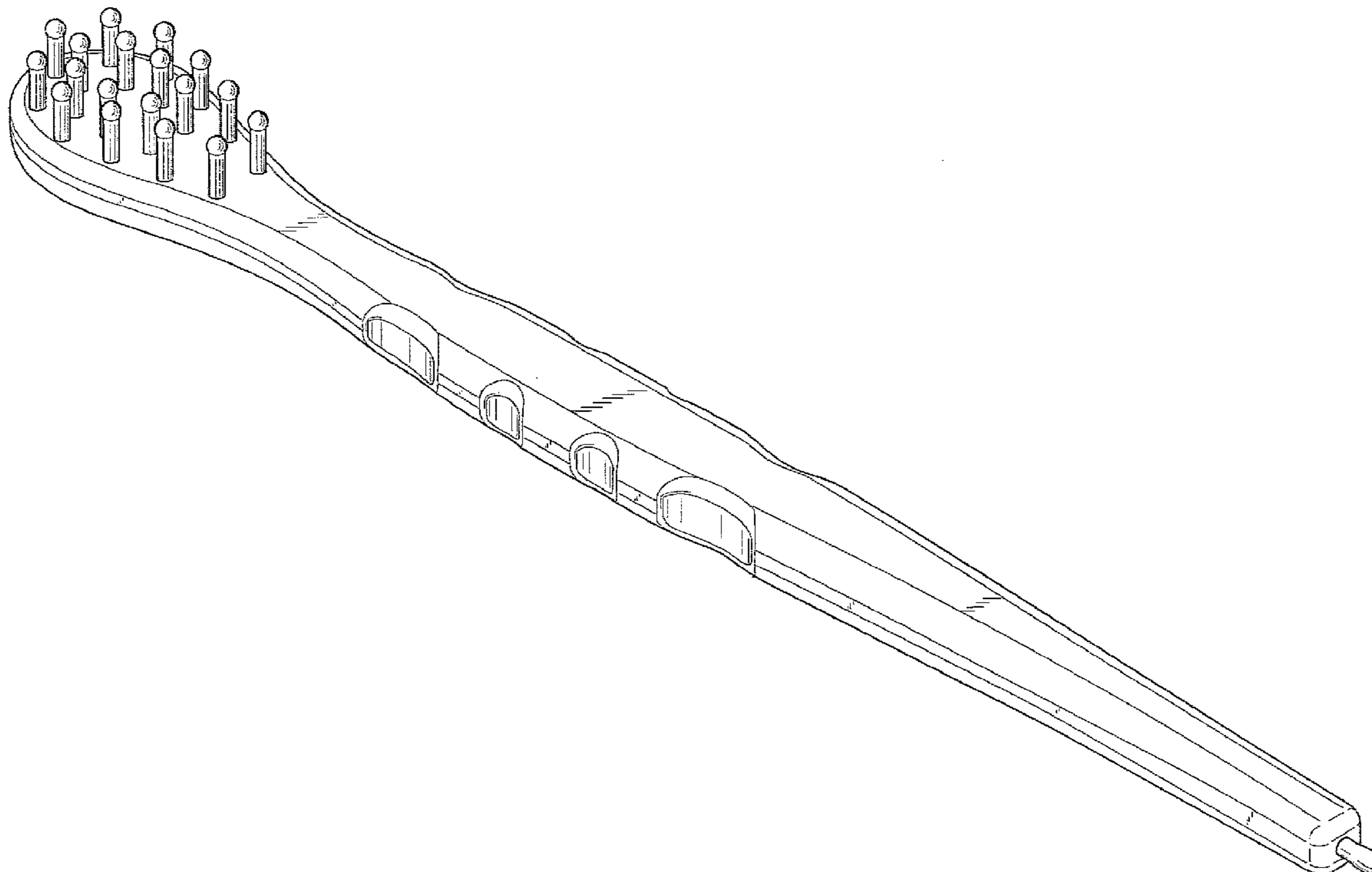
(57) **CLAIM**

The ornamental design for a scalp massager, as shown and described.

**DESCRIPTION**

FIG. 1 is a perspective view of a scalp massager, showing my design;  
FIG. 2 is a front view thereof;  
FIG. 3 is a rear view thereof;  
FIG. 4 is a right side view thereof, the left side view being a mirror image of the right side view;  
FIG. 5 is a top view thereof; and,  
FIG. 6 is a bottom view thereof.

**1 Claim, 2 Drawing Sheets**



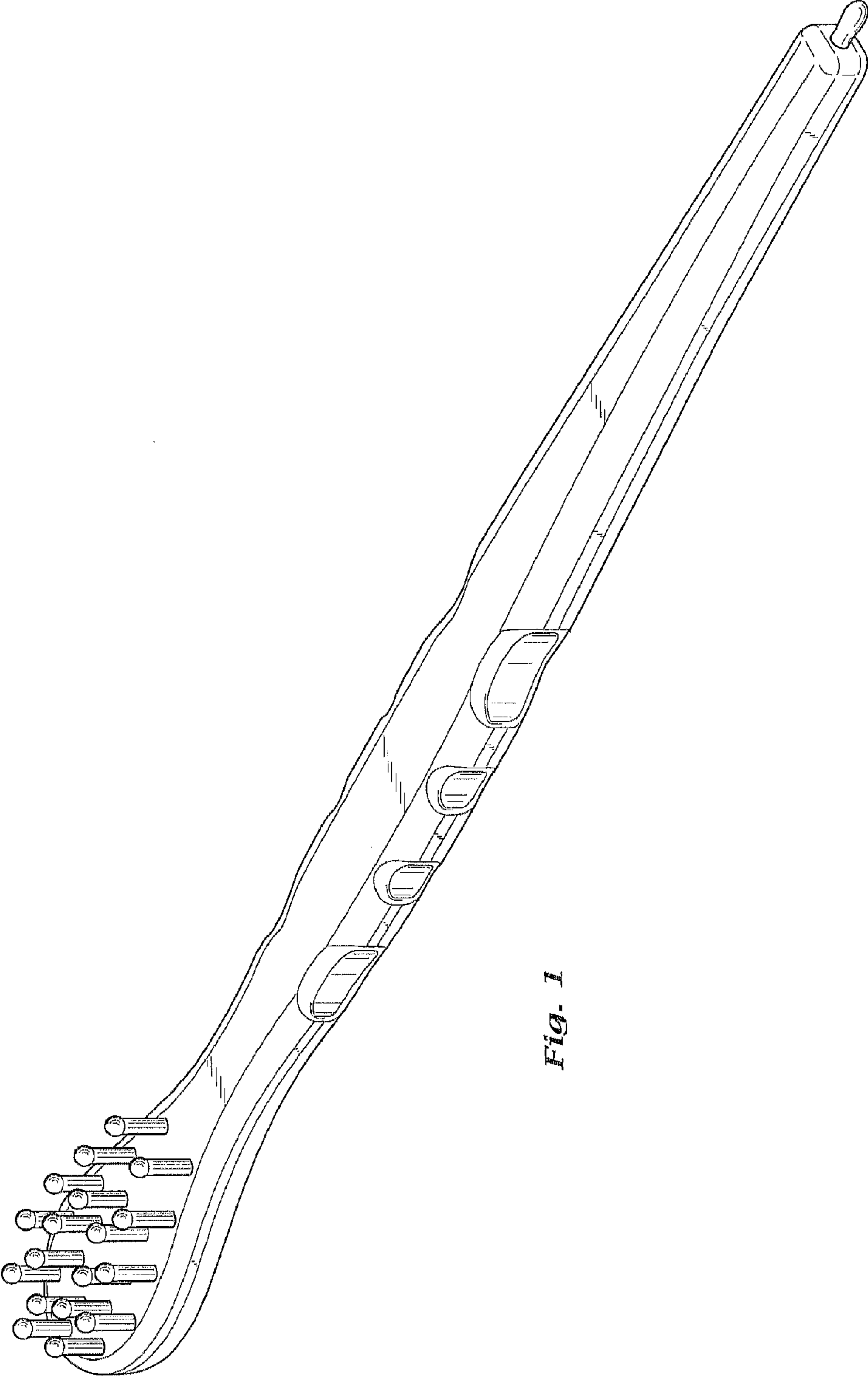


Fig. 1

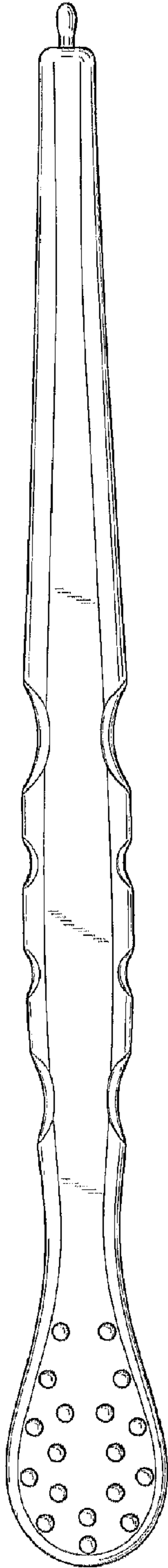


Fig. 2

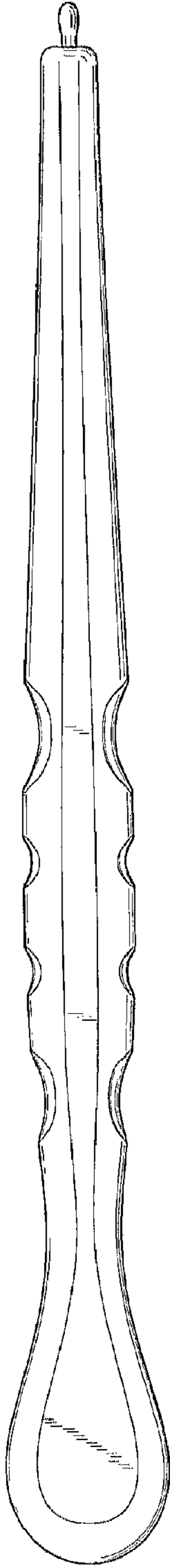


Fig. 3

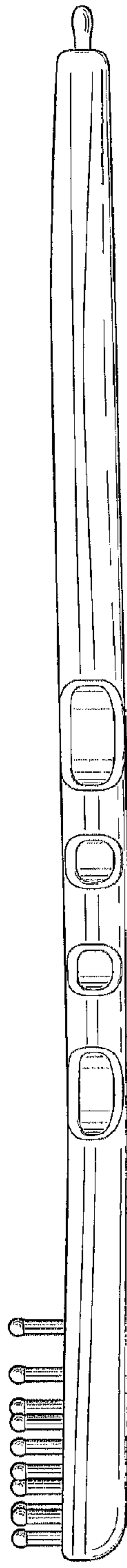


Fig. 4

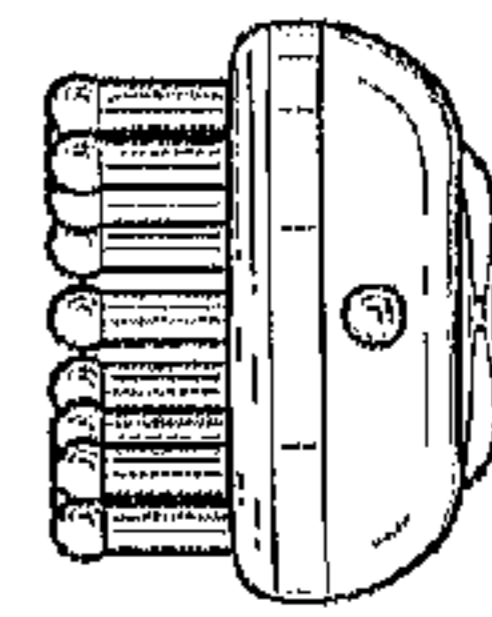


Fig. 5




Fig. 6