



US00D674908S

(12) **United States Design Patent**
Matsuura

(10) **Patent No.:** **US D674,908 S**
(45) **Date of Patent:** **** Jan. 22, 2013**

(54) **EJACULATION PROMOTION APPARATUS**

(75) Inventor: **Tsutomu Matsuura**, Nakano-ku (JP)

(73) Assignee: **Tenga Co., Ltd.**, Nakano-Ku (JP)

(**) Term: **14 Years**

(21) Appl. No.: **29/395,465**

(22) Filed: **Jan. 26, 2012**

(30) **Foreign Application Priority Data**

Jul. 27, 2011 (JP) JD2011-017193

(51) **LOC (9) Cl.** **28-03**

(52) **U.S. Cl.** **D24/215**

(58) **Field of Classification Search** D24/200,
D24/211-215, 141; 601/27, 28, 33, 40, 46,
601/47, 48, 63, 80, 99, 104, 112, 113, 114,
601/119, 122, 125, 129, 134, 135, 137, DIG. 12,
601/DIG. 13, DIG. 14, DIG. 15, DIG. 16,
601/DIG. 17

See application file for complete search history.

(56) **References Cited**

U.S. PATENT DOCUMENTS

D152,951 S * 3/1949 Eldredge D24/212
2,546,095 A * 3/1951 Gustlin 601/121
3,205,888 A * 9/1965 Stroop 601/122
D228,967 S * 10/1973 Holladay D24/212

D249,551 S * 9/1978 Greenawalt D24/211
D573,262 S * 7/2008 Soucy D24/211
D638,589 S * 5/2011 Axelrod et al. D30/160
D639,974 S * 6/2011 Kurosu et al. D24/211
7,988,650 B2 * 8/2011 Nan 601/87
D652,945 S * 1/2012 Chen D24/215

* cited by examiner

Primary Examiner — Sandra Snapp

(74) *Attorney, Agent, or Firm* — Masuvalley & Partners

(57) **CLAIM**

The ornamental design for an ejaculation promotion apparatus, as shown and described.

DESCRIPTION

FIG. 1 is a perspective view of the ejaculation promotion apparatus according to the invention;
FIG. 2 is a front elevation view of the ejaculation promotion apparatus of FIG. 1;
FIG. 3 is a rear elevation view of the ejaculation promotion apparatus of FIG. 1;
FIG. 4 is a left side elevation view of the ejaculation promotion apparatus of FIG. 1;
FIG. 5 is a right side elevation view of the ejaculation promotion apparatus of FIG. 1;
FIG. 6 is a top plan view of the ejaculation promotion apparatus of FIG. 1; and,
FIG. 7 is a bottom plan view of the ejaculation promotion apparatus of FIG. 1.

1 Claim, 6 Drawing Sheets

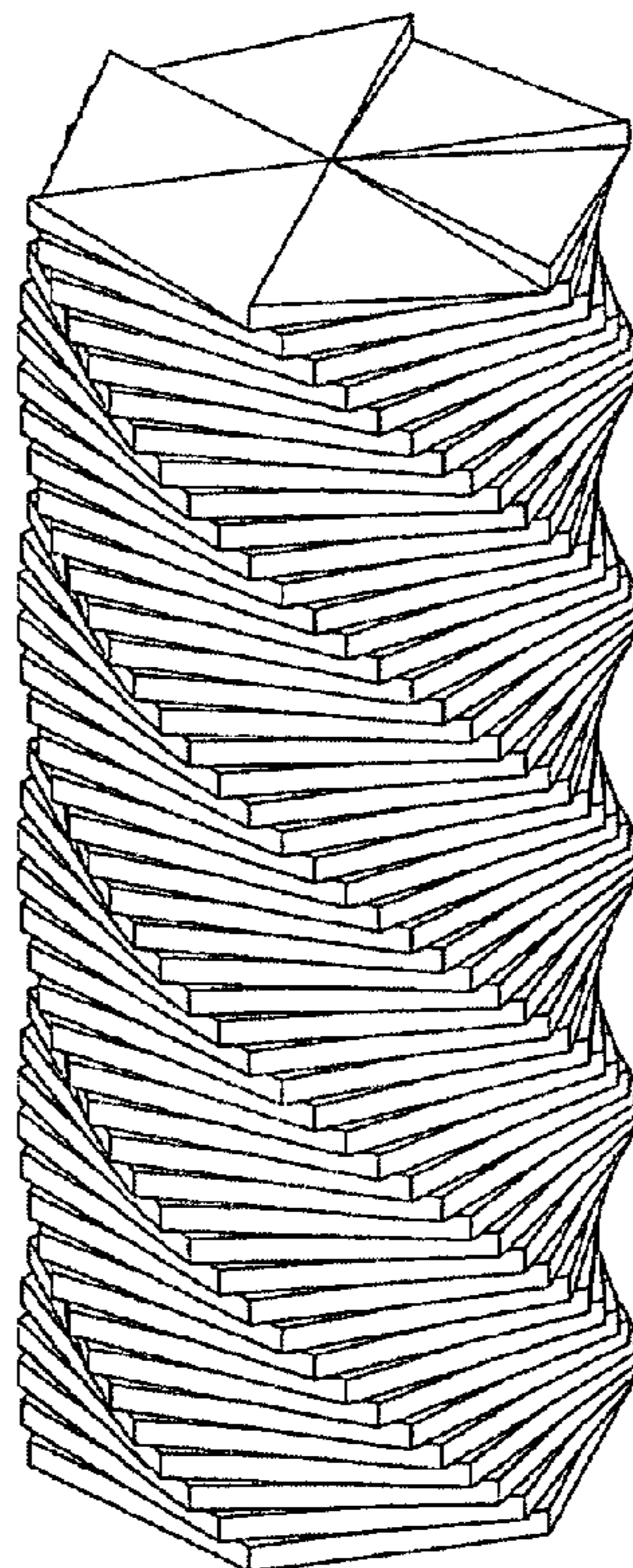


FIG. 1

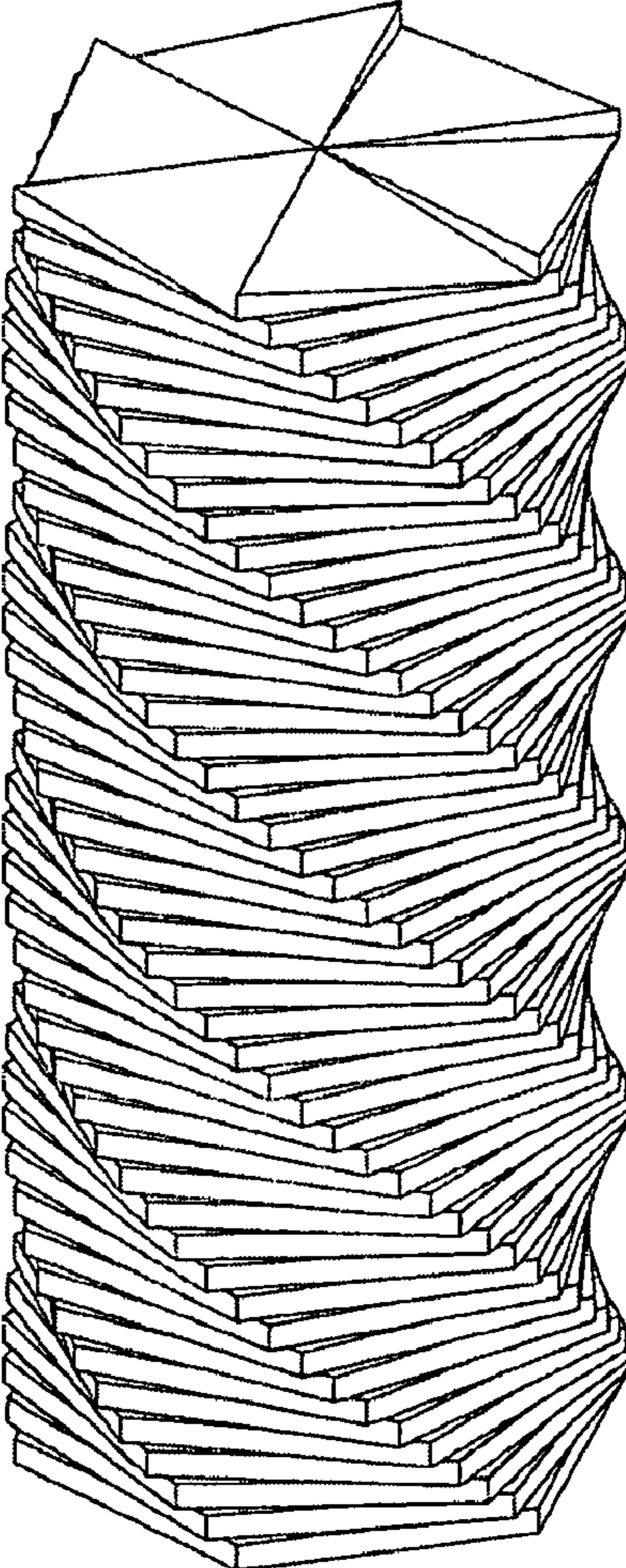


FIG. 2




FIG. 3

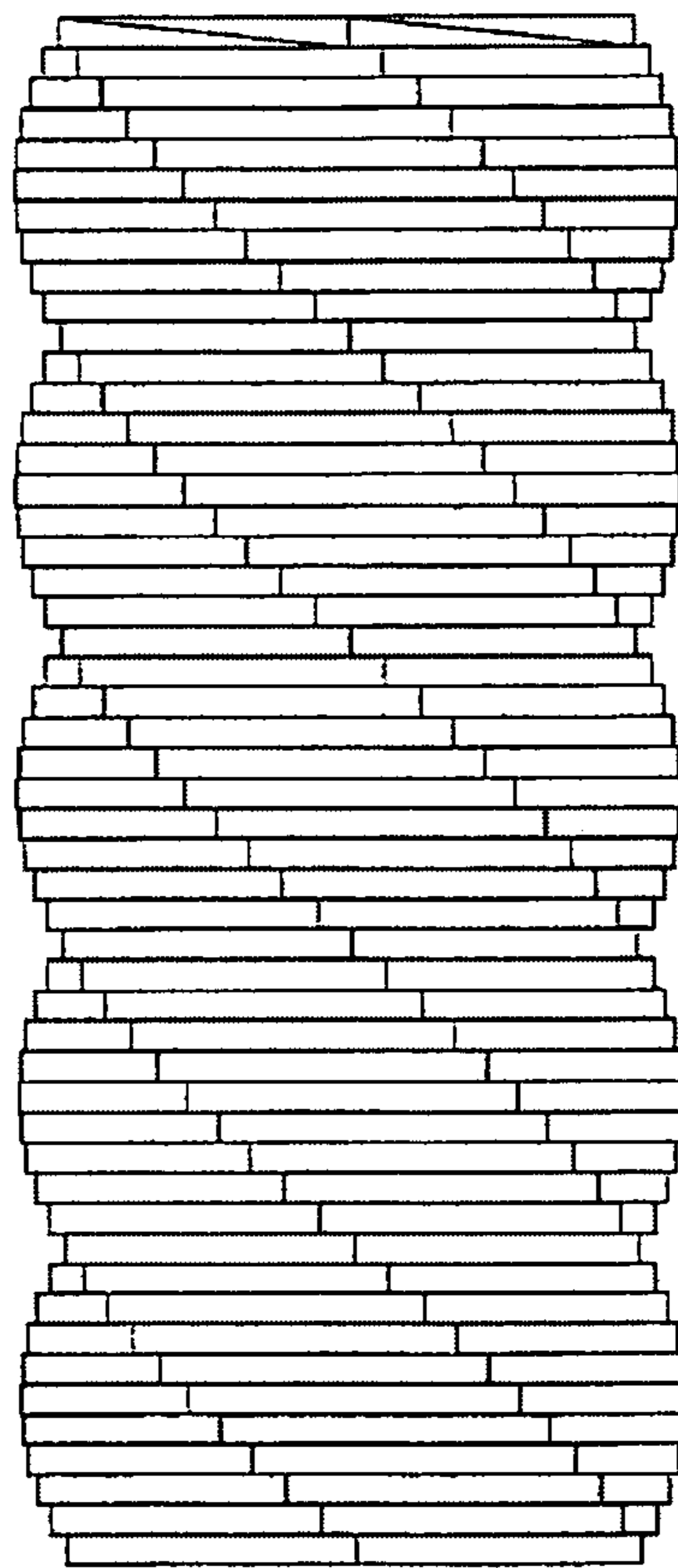


FIG. 4

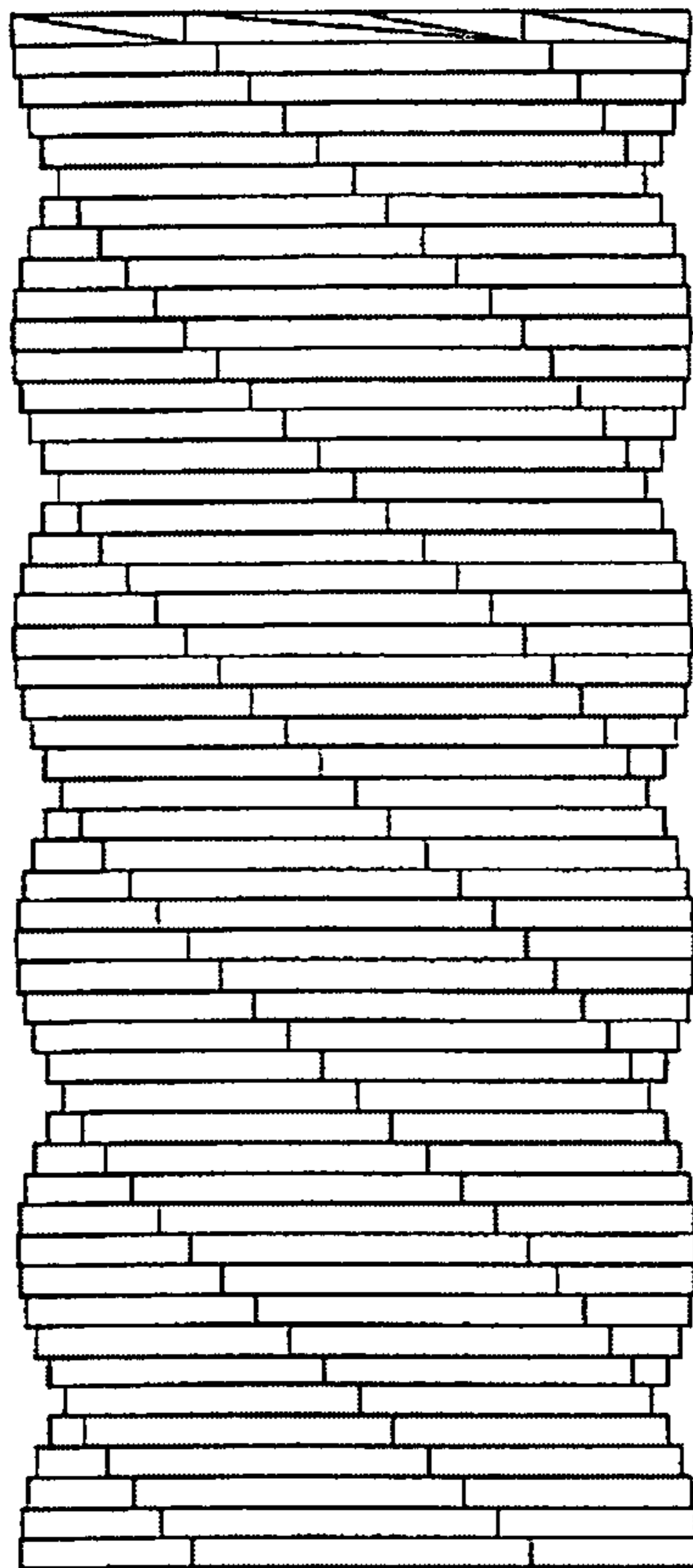


FIG. 5




FIG. 6

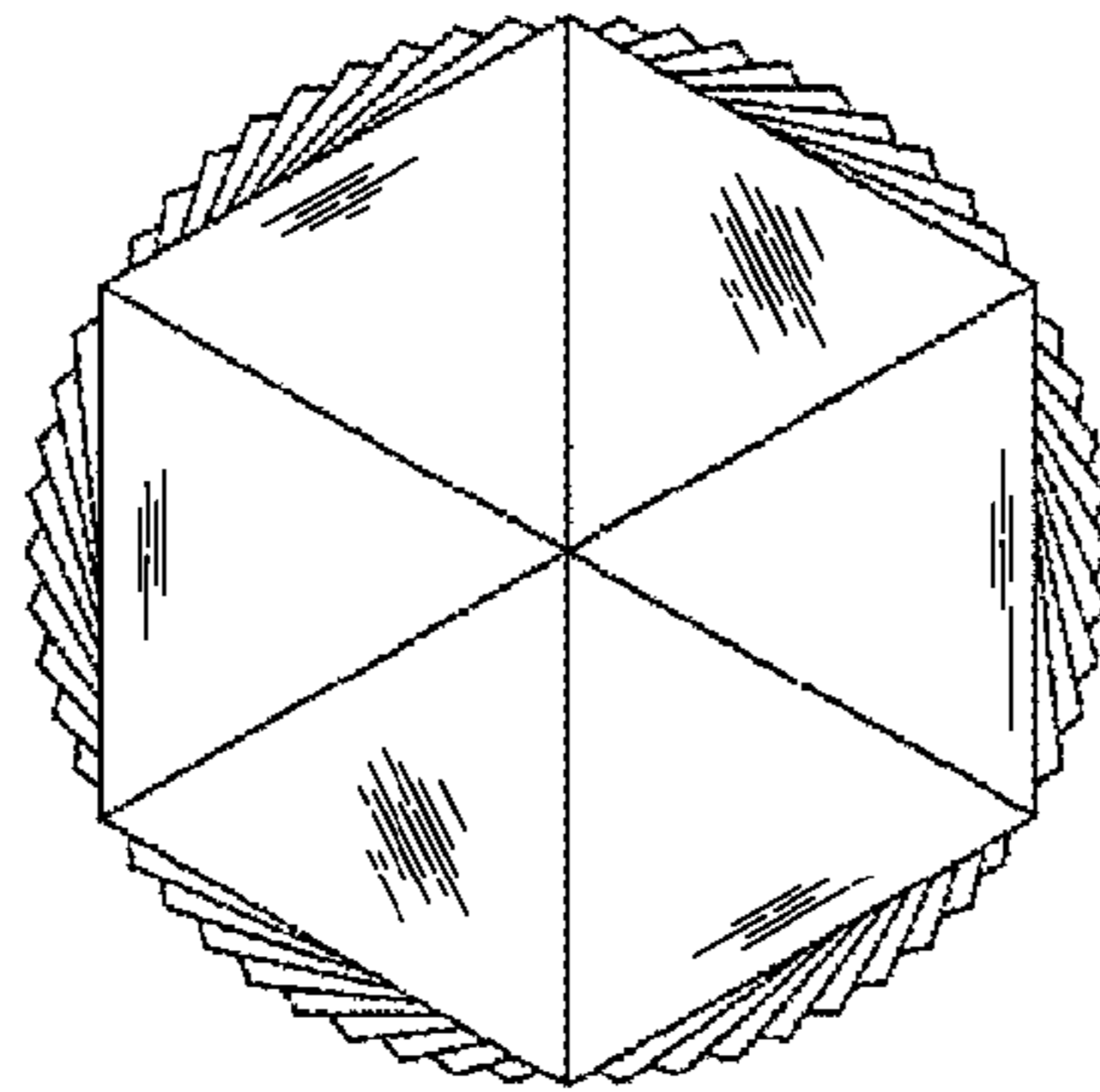


FIG. 7

