



US00D674907S

(12) **United States Design Patent**
Matsuura

(10) **Patent No.:** **US D674,907 S**
(45) **Date of Patent:** **** Jan. 22, 2013**

(54) **EJACULATION PROMOTION APPARATUS**

(75) Inventor: **Tsutomu Matsuura**, Nakano-ku (JP)

(73) Assignee: **Tenga Co., Ltd.**, Nakano-Ku (JP)

(**) Term: **14 Years**

(21) Appl. No.: **29/395,464**

(22) Filed: **Jan. 26, 2012**

(30) **Foreign Application Priority Data**

Jul. 27, 2011 (JP) JD2011-017190

(51) **LOC (9) Cl.** **28-03**

(52) **U.S. Cl.** **D24/215**

(58) **Field of Classification Search** D24/200,
D24/211-215, 141; 601/27, 28, 33, 40, 46,
601/47, 48, 63, 80, 99, 104, 112, 113, 114,
601/119, 122, 125, 129, 134, 135, 137, DIG. 12,
601/DIG. 13, DIG. 14, DIG. 15, DIG. 16,
601/DIG. 17

See application file for complete search history.

(56) **References Cited**

U.S. PATENT DOCUMENTS

3,548,814 A * 12/1970 Montgomery et al. 601/118
4,067,324 A * 1/1978 Greenawalt 601/120
4,167,940 A * 9/1979 Ruf 601/122
D256,841 S * 9/1980 Corbett et al. D24/211

D285,117 S * 8/1986 Snyder D24/211
D361,132 S * 8/1995 Lee D24/200
D369,414 S * 4/1996 Lee D24/200
D639,974 S * 6/2011 Kurosu et al. D24/211
D660,450 S * 5/2012 Johnson D24/215

* cited by examiner

Primary Examiner — Sandra Snapp

(74) *Attorney, Agent, or Firm* — Masuvalley & Partners

(57) **CLAIM**

The ornamental design for an ejaculation promotion apparatus, as shown and described.

DESCRIPTION

FIG. 1 is a perspective view of the ejaculation promotion apparatus according to the invention;
FIG. 2 is a front elevation view of the ejaculation promotion apparatus of FIG. 1;
FIG. 3 is a rear elevation view of the ejaculation promotion apparatus of FIG. 1;
FIG. 4 is a left side elevation view of the ejaculation promotion apparatus of FIG. 1;
FIG. 5 is a right side elevation view of the ejaculation promotion apparatus of FIG. 1;
FIG. 6 is a top plan view of the ejaculation promotion apparatus of FIG. 1; and,
FIG. 7 is a bottom plan view of the ejaculation promotion apparatus of FIG. 1.

1 Claim, 6 Drawing Sheets

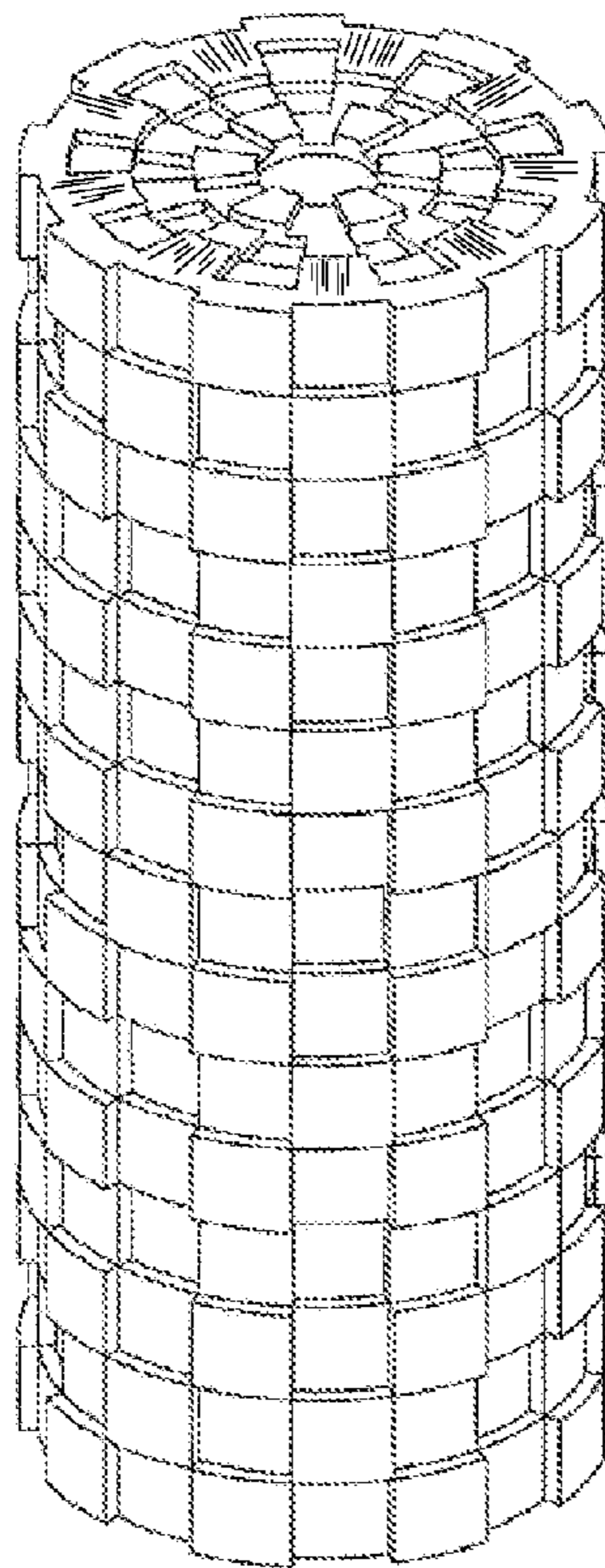


FIG. 1

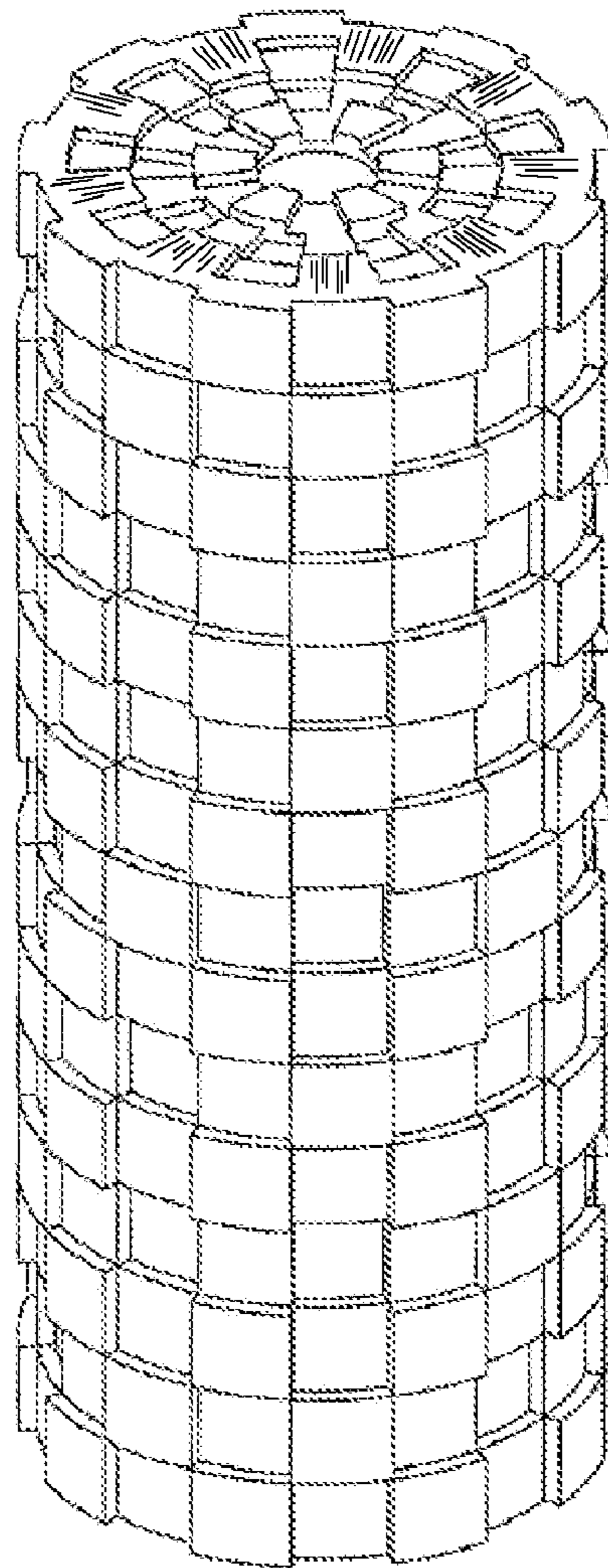


FIG. 2




FIG. 3




FIG. 4




FIG. 5




FIG. 6

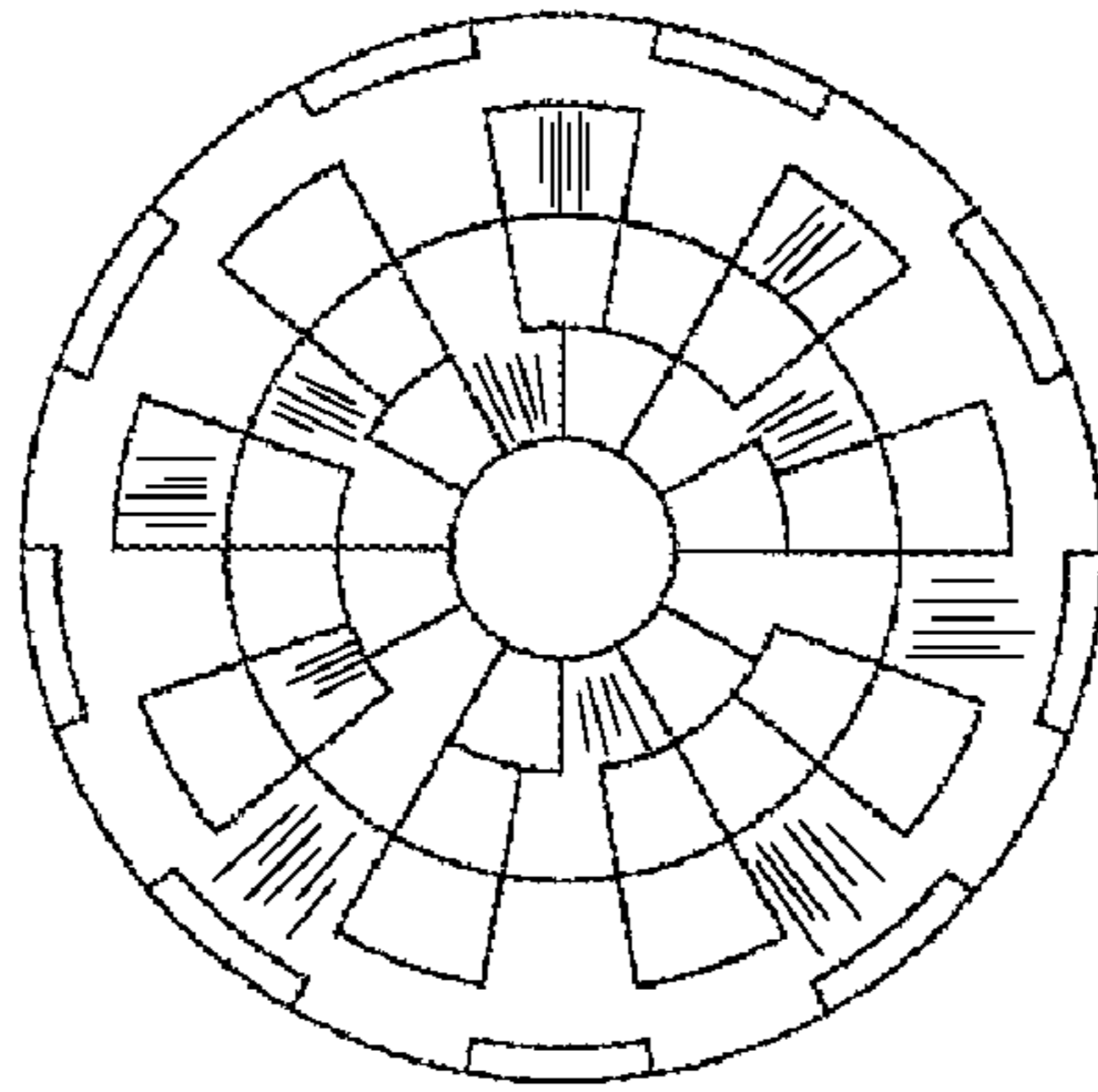


FIG. 7

