



US00D674843S

(12) **United States Design Patent**  
**Bengyak**

(10) **Patent No.:** **US D674,843 S**  
(45) **Date of Patent:** **\*\* Jan. 22, 2013**

(54) **HAND SIGN**

**DESCRIPTION**

(76) Inventor: **Christopher Edward Bengyak**, Vero Beach, FL (US)  
(\*\*) Term: **14 Years**  
(21) Appl. No.: **29/395,791**  
(22) Filed: **Mar. 30, 2012**  
(51) **LOC (9) Cl.** ..... **20-03**  
(52) **U.S. Cl.** ..... **D20/30; D20/33**  
(58) **Field of Classification Search** ..... D20/3, D20/10, 29-33, 35, 36, 99; 40/446, 538, 40/541, 584, 586; D2/615, 862; D11/131, D11/158, 160; D21/400; D10/109.1  
See application file for complete search history.

FIG. 1 is a right-side elevational view of a first embodiment of a left-hand hand sign according to the invention;  
FIG. 2 is a left-side elevational view of the left-hand hand sign of FIG. 1;  
FIG. 3 is a reduced scale rear elevational view of the left-hand hand sign of FIG. 1;  
FIG. 4 is a reduced scale front elevational view of the left-hand hand sign of FIG. 1;  
FIG. 5 is a reduced scale top plan view of the left-hand hand sign of FIG. 1;  
FIG. 6 is a reduced scale bottom plan view of the left-hand hand sign of FIG. 1;  
FIG. 7 is a perspective view from below the rear of the left side of the left-hand hand sign of FIG. 2;  
FIG. 8 is a perspective view from above the front of the left side of the left-hand hand sign of FIG. 2;  
FIG. 9 is a left-side elevational view of a second embodiment of a right-hand hand sign according to the invention;  
FIG. 10 is a right-side elevational view of the right-hand hand sign of FIG. 9;  
FIG. 11 is a reduced scale front elevational view of the right-hand hand sign of FIG. 9;  
FIG. 12 is a reduced scale rear elevational view of the right-hand hand sign of FIG. 9;  
FIG. 13 is a reduced scale top plan view of the right-hand hand sign of FIG. 9;  
FIG. 14 is a reduced scale bottom plan view of the right-hand hand sign of FIG. 9;  
FIG. 15 is a perspective view from below the rear of the right side of the right-hand hand sign of FIG. 10; and,  
FIG. 16 is a perspective view from above the front of the right side of the right-hand hand sign of FIG. 10.  
The Stylized Charging Buffalo is a registered trademark owned by Buffalo Bills, Inc. CORPORATION NEW YORK One Bills Drive Orchard Park NEW YORK 14127.

(56) **References Cited**

**U.S. PATENT DOCUMENTS**

D37,858 S *	2/1906	Traute	.....	D20/3
D295,640 S *	5/1988	Breault	.....	D10/109.1
D324,083 S *	2/1992	Gelen	.....	D21/400
D360,653 S *	7/1995	McKee	.....	D20/33
D429,285 S *	8/2000	Schini	.....	D20/32
D518,360 S *	4/2006	Kelleghan	.....	D8/356

(Continued)

**OTHER PUBLICATIONS**

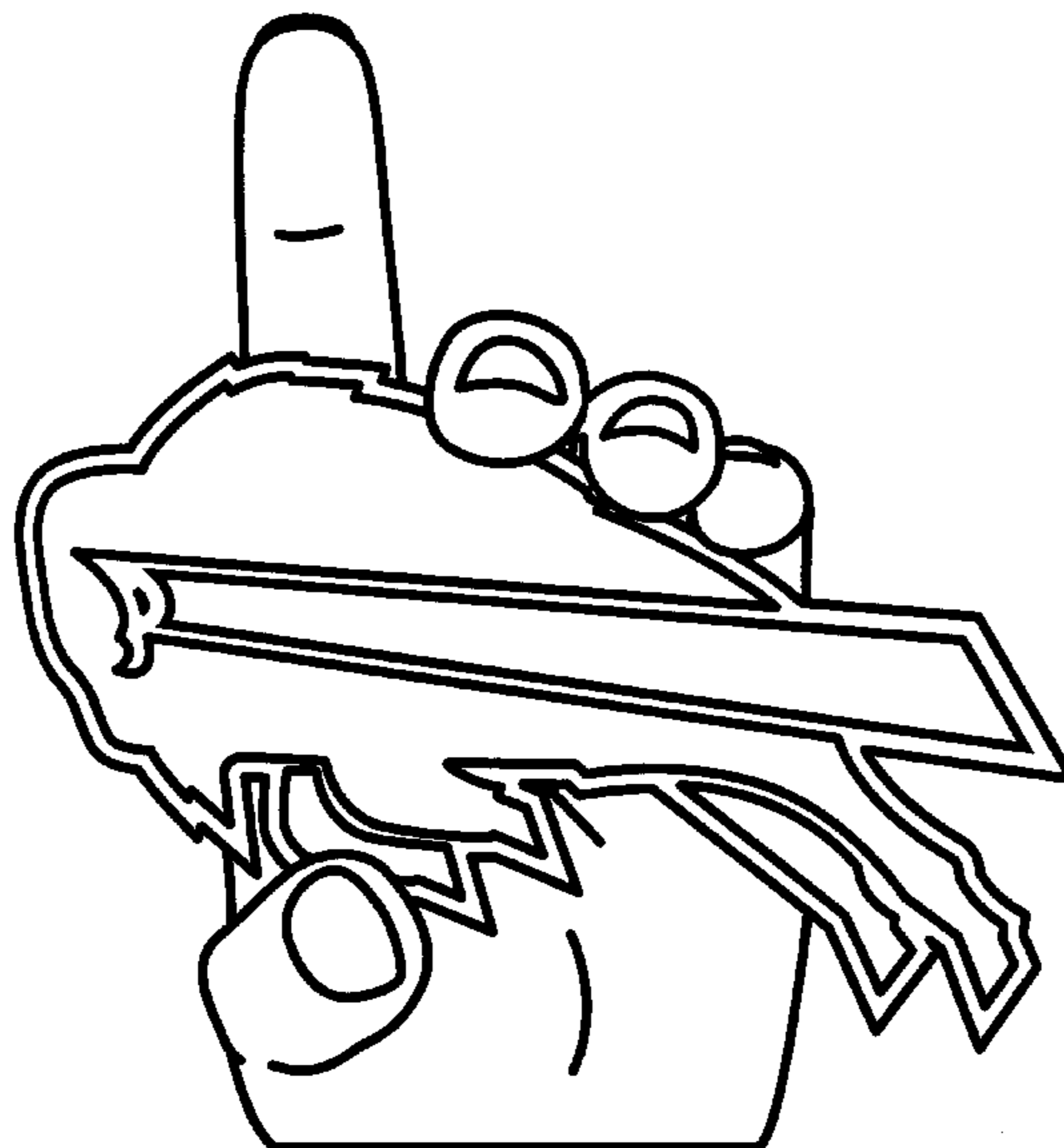
Bills Logo—Trademark Registration No. 3272476, Jul. 31, 2007  
Buffalo Bills, Inc. Corporation New York Trademark Electronic Service System (TESS).\*

*Primary Examiner* — Mary Ann Calabrese

(57) **CLAIM**

The ornamental design for a hand sign, as shown and described.

**1 Claim, 12 Drawing Sheets**



# US D674,843 S

Page 2

---

## U.S. PATENT DOCUMENTS

D628,650 S *	12/2010	Lake	.....	D20/33	D662,552 S *	6/2012	Bengyak	.....	D20/29
D628,651 S *	12/2010	Lake	.....	D20/33	D664,209 S *	7/2012	Bengyak	.....	D20/30
D656,198 S *	3/2012	Bengyak	.....	D20/30	D664,598 S *	7/2012	Bengyak	.....	D20/30
8,141,281 B2 *	3/2012	Sample et al.	.....	40/586					

\* cited by examiner

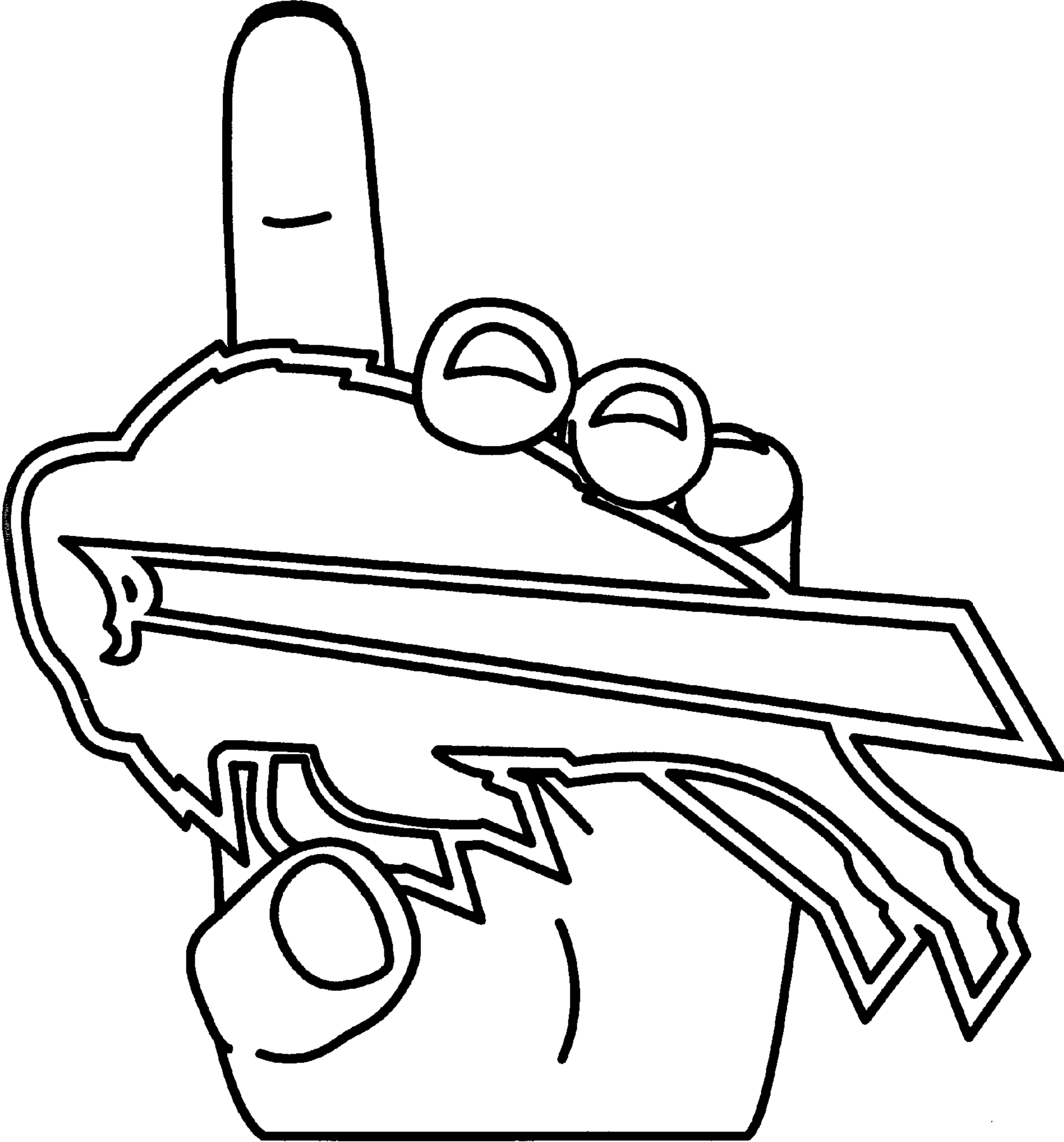


FIG. 1




FIG. 2




FIG. 3

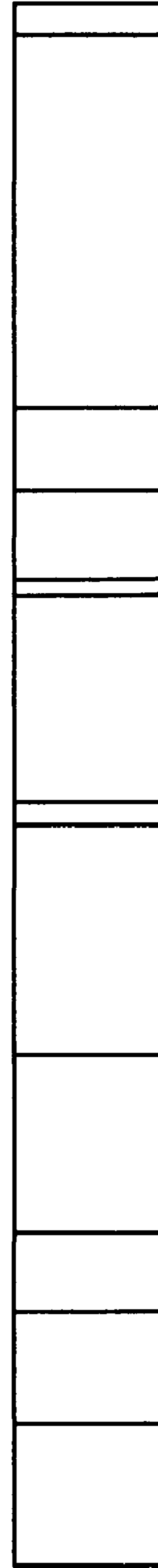


FIG. 4



FIG. 5




FIG. 6

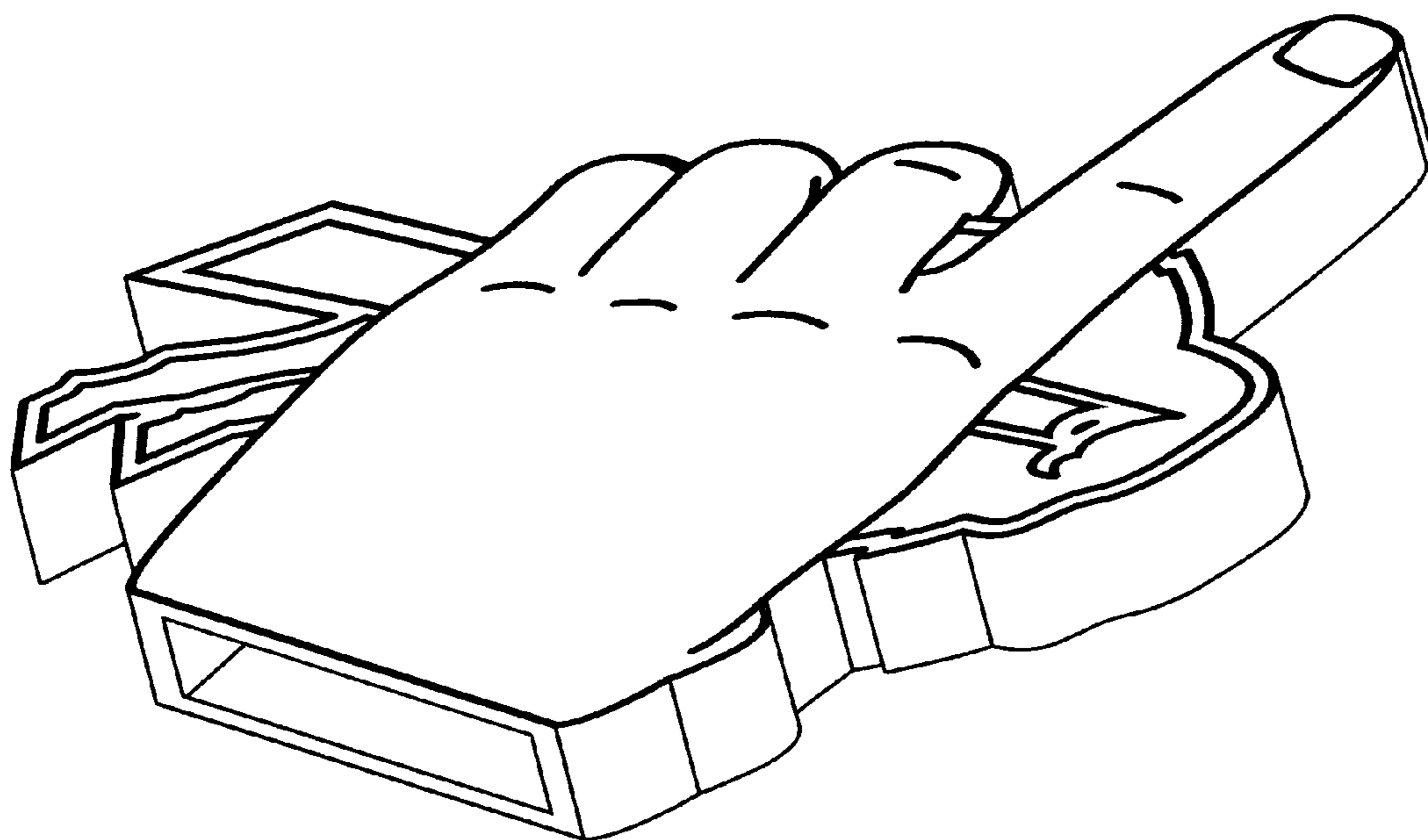


FIG. 7

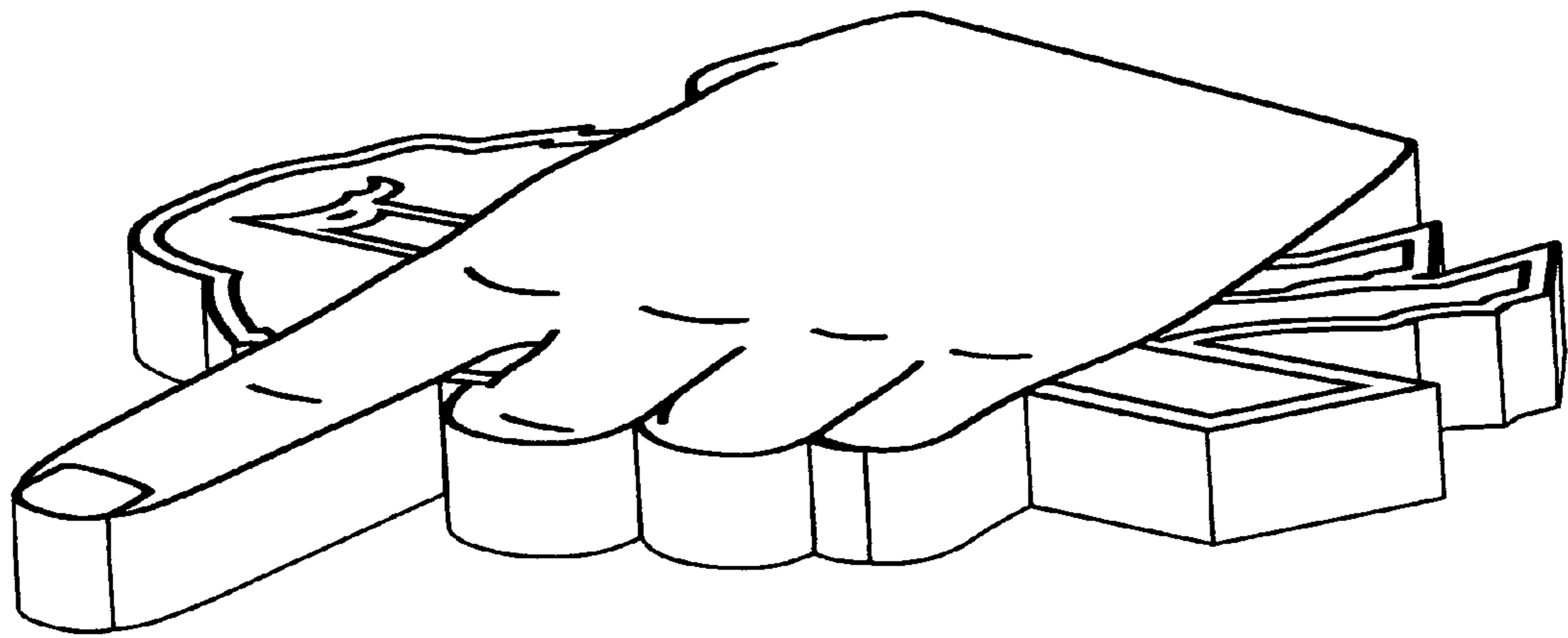


FIG. 8



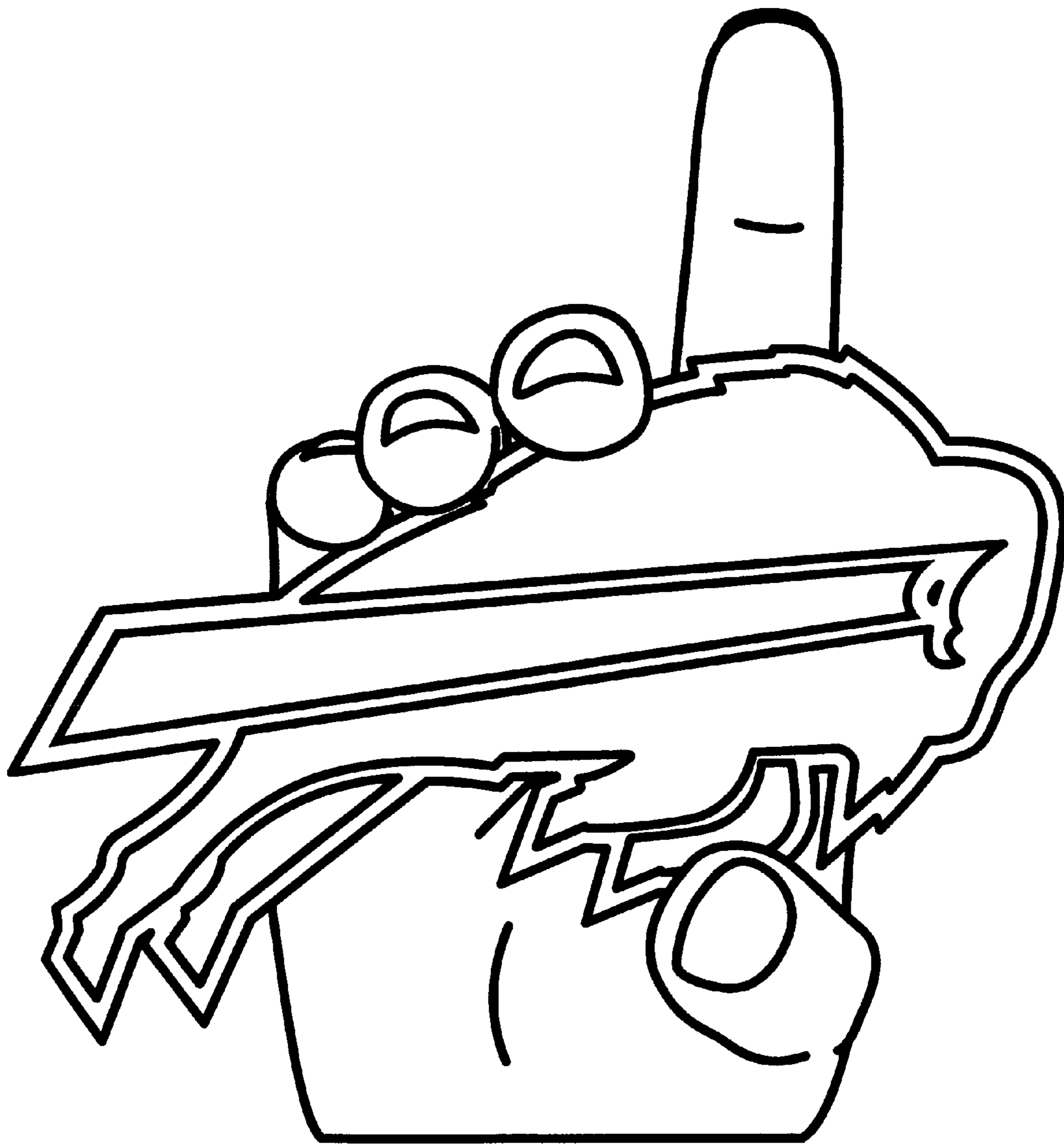


FIG. 9

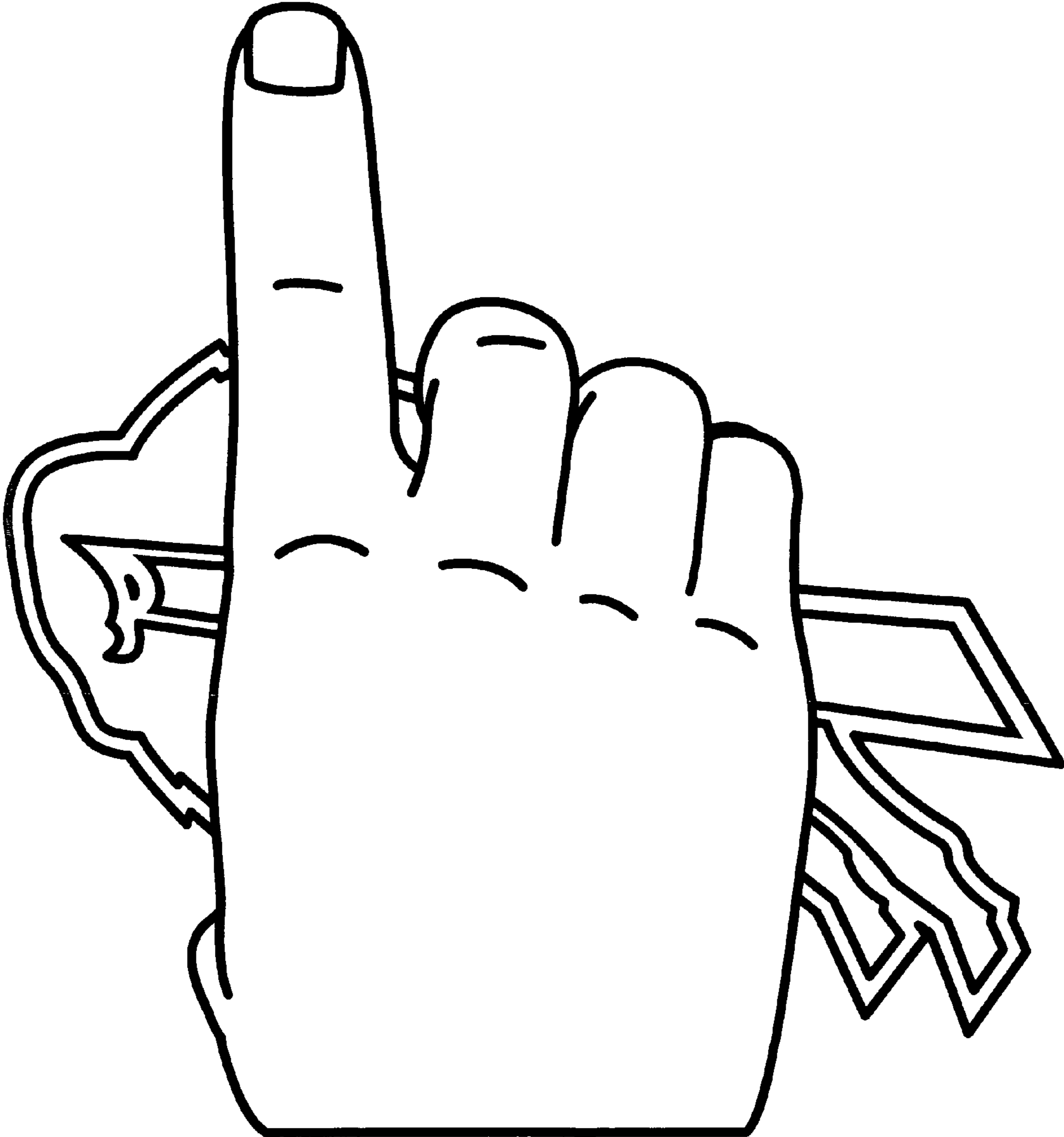


FIG. 10




FIG. 11




FIG. 12

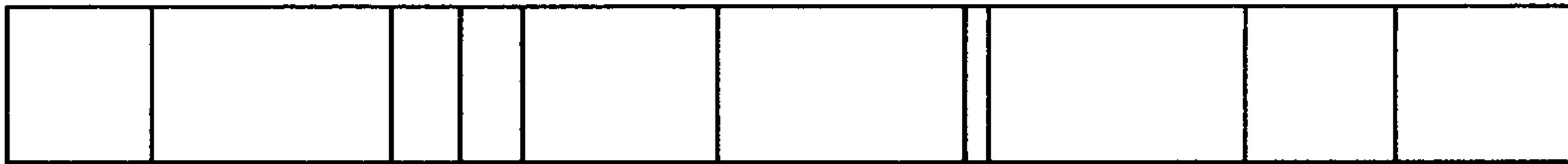


FIG. 13




FIG. 14

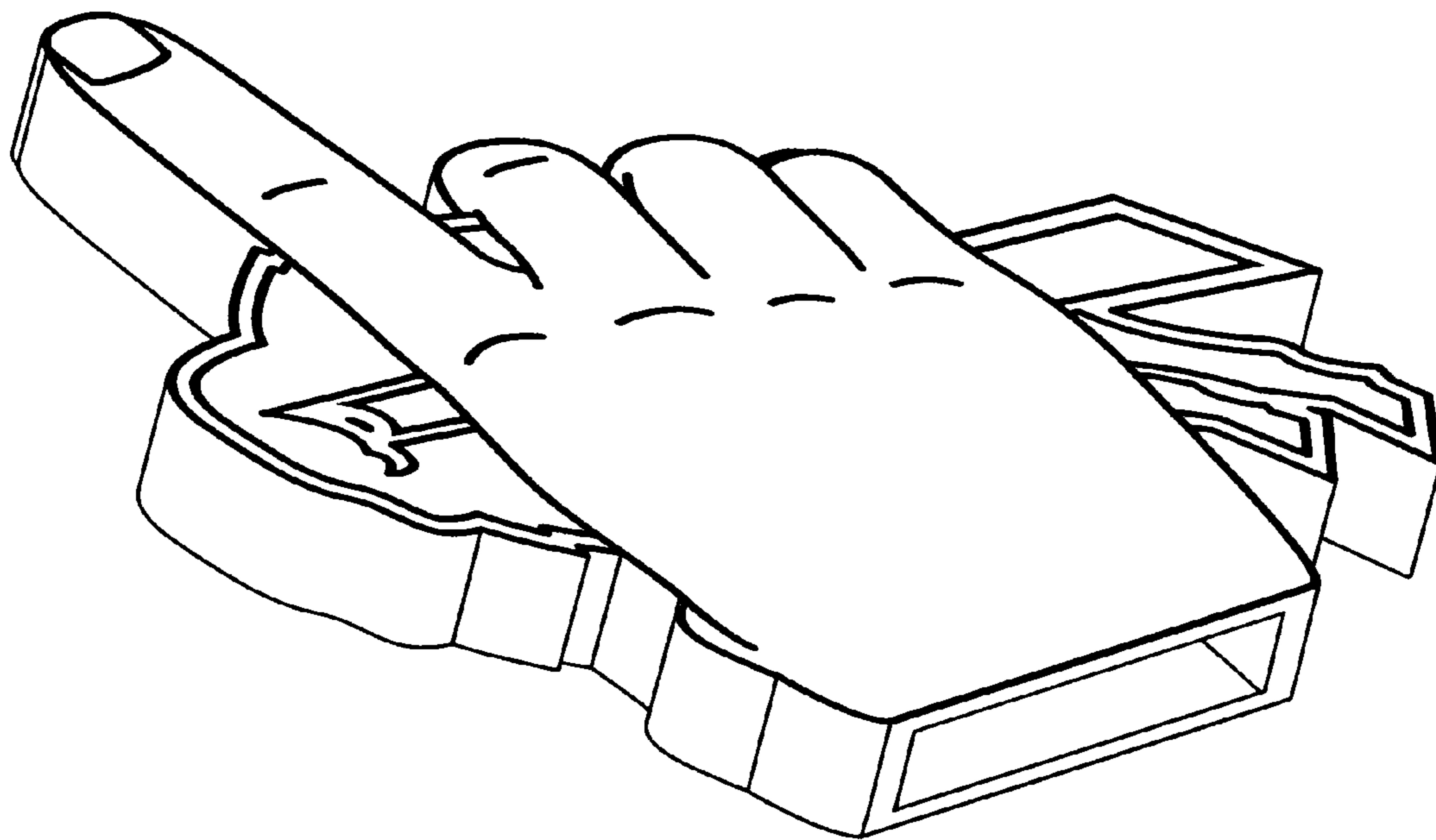


FIG. 15

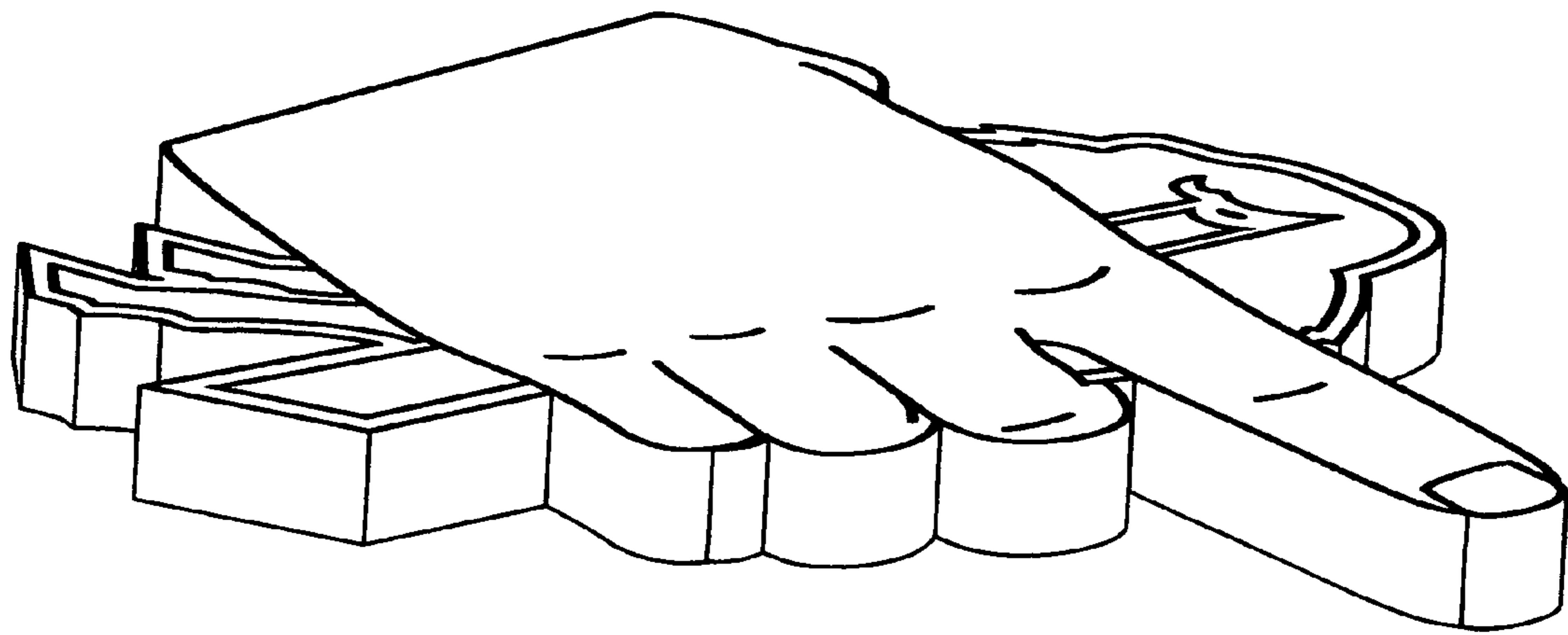


FIG. 16