

US00D674841S

(12) **United States Design Patent**
Bruck et al.

(10) **Patent No.:** **US D674,841 S**
(45) **Date of Patent:** **** Jan. 22, 2013**

(54) **BULK VENDING APPARATUS**

(75) Inventors: **Robert Bruck**, Roslyn, NY (US);
Christopher Gerding, Wadsworth, OH (US)

(73) Assignee: **Lama Group, LLC.**, New York, NY (US)

(**) Term: **14 Years**

(21) Appl. No.: **29/374,148**

(22) Filed: **Jul. 8, 2011**

(51) **LOC (9) Cl.** **20-01**

(52) **U.S. Cl.** **D20/4**

(58) **Field of Classification Search** D20/1-9,
D20/99; D6/397; D99/28; 194/205; 221/66,
221/69, 79, 92, 155, 208, 226, 237, 247
See application file for complete search history.

(56) **References Cited**

U.S. PATENT DOCUMENTS

D83,353 S * 2/1931 Sand, Jr. D20/4
D89,112 S * 1/1933 Katz D20/4

D175,225 S * 7/1955 Lane D20/4
D294,204 S * 2/1988 Tombs et al. D6/397
D313,822 S * 1/1991 Brown et al. D20/4
D339,163 S * 9/1993 Moore D20/4
D384,700 S * 10/1997 Schwarzli D20/7
D466,941 S * 12/2002 Shubert et al. D20/4
D530,377 S * 10/2006 Hart et al. D20/4

* cited by examiner

Primary Examiner — Mary Ann Calabrese

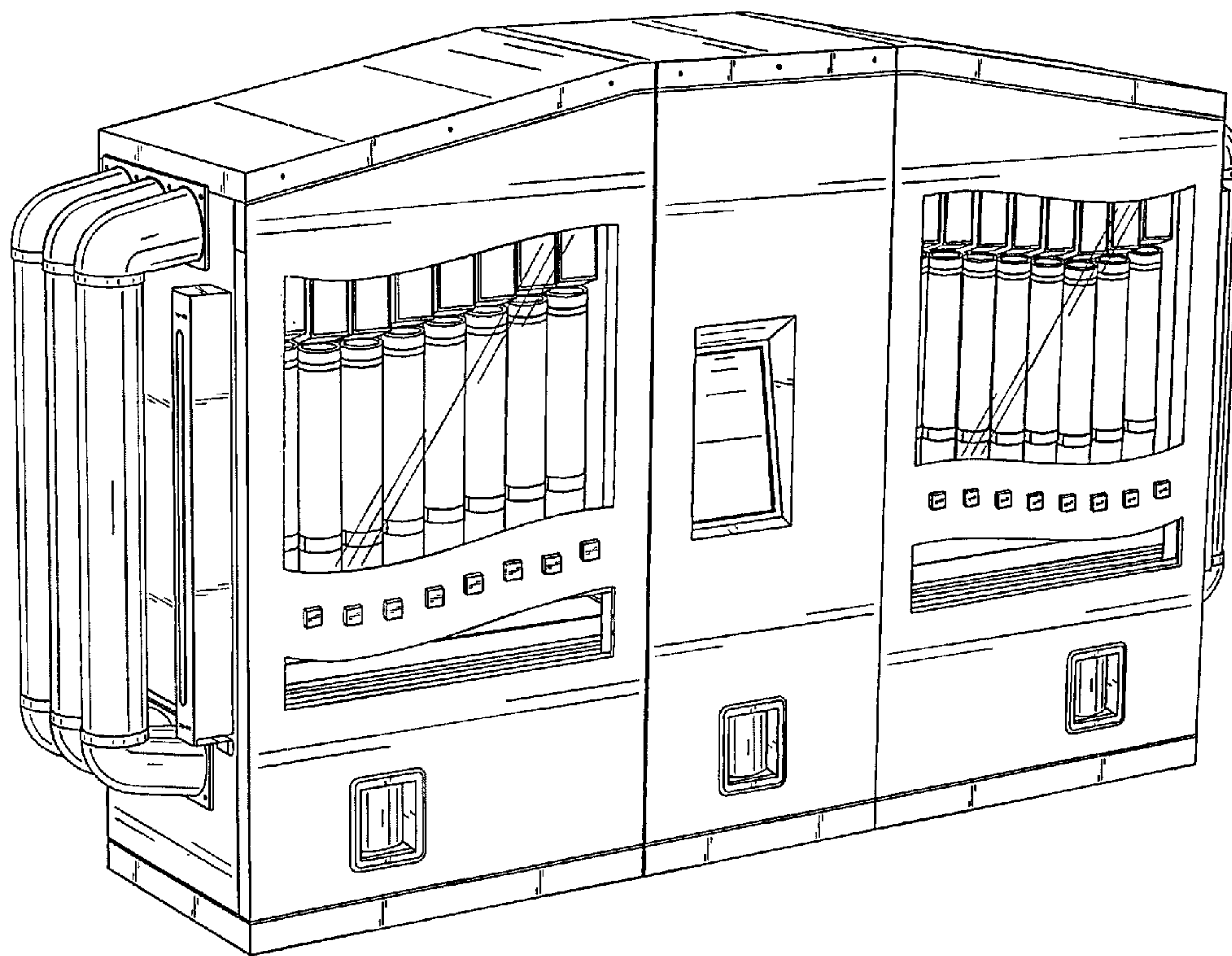
(57) **CLAIM**

The ornamental design for a bulk vending apparatus, as shown and described.

DESCRIPTION

FIG. 1 is a front elevation view of a bulk vending apparatus according to my novel design;
FIG. 2 is a rear elevation view of FIG. 1;
FIG. 3 is a left, side elevation view of FIG. 1;
FIG. 4 is a right, side elevation view of FIG. 1; and,
FIG. 5 is a left, front perspective view of FIG. 1.

1 Claim, 5 Drawing Sheets



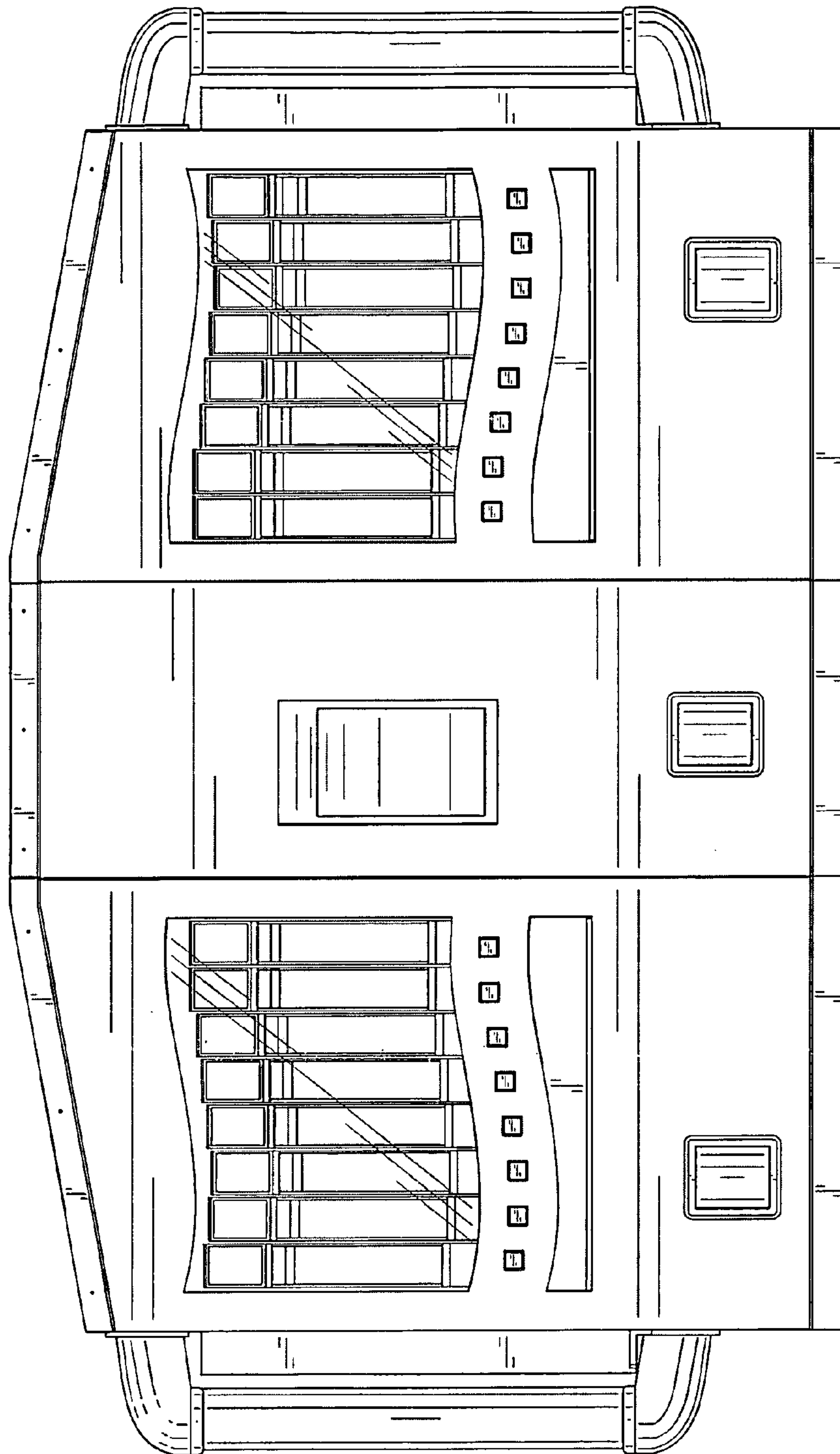


FIG. 1

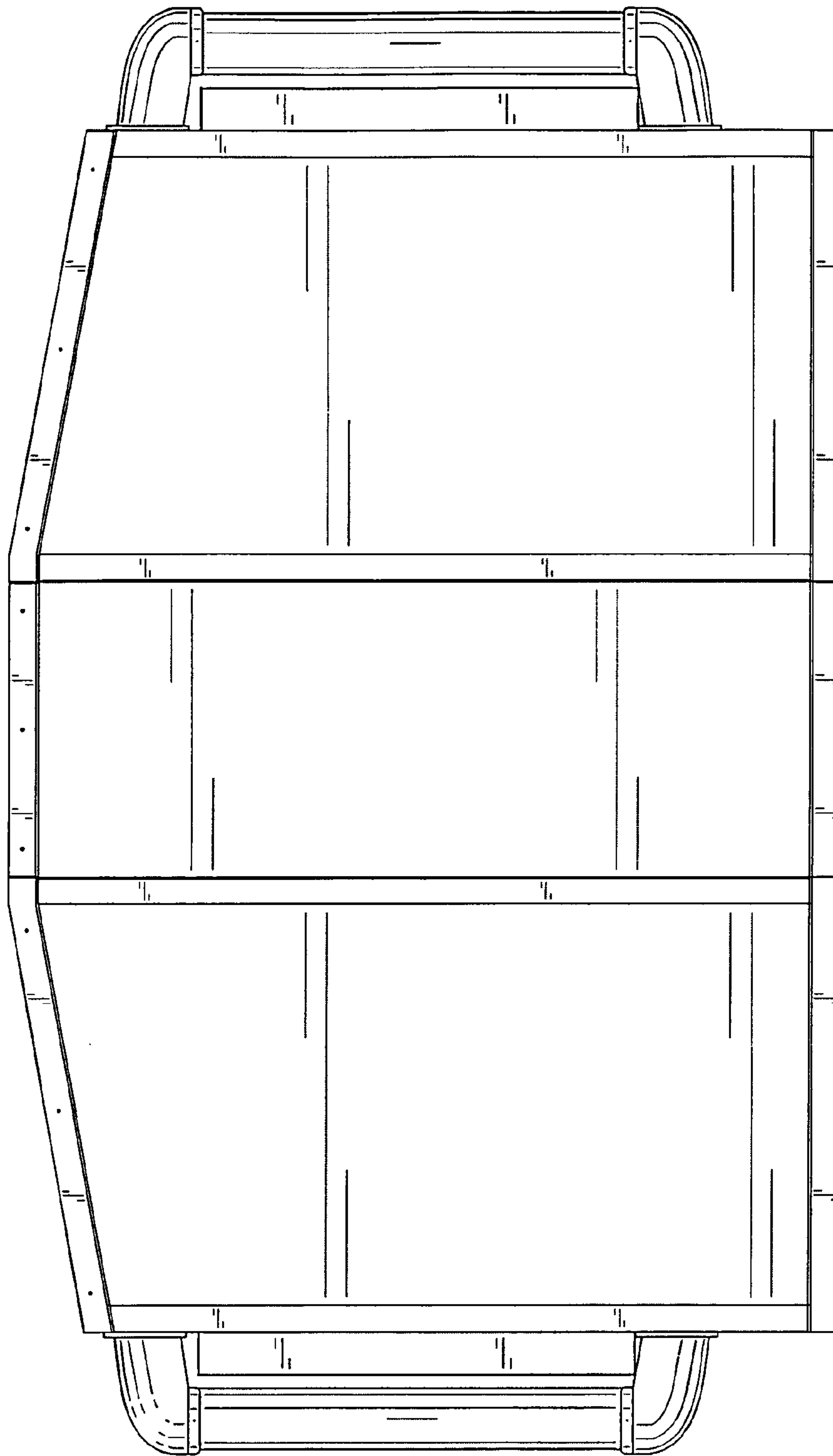


FIG. 2




FIG. 3




FIG. 4

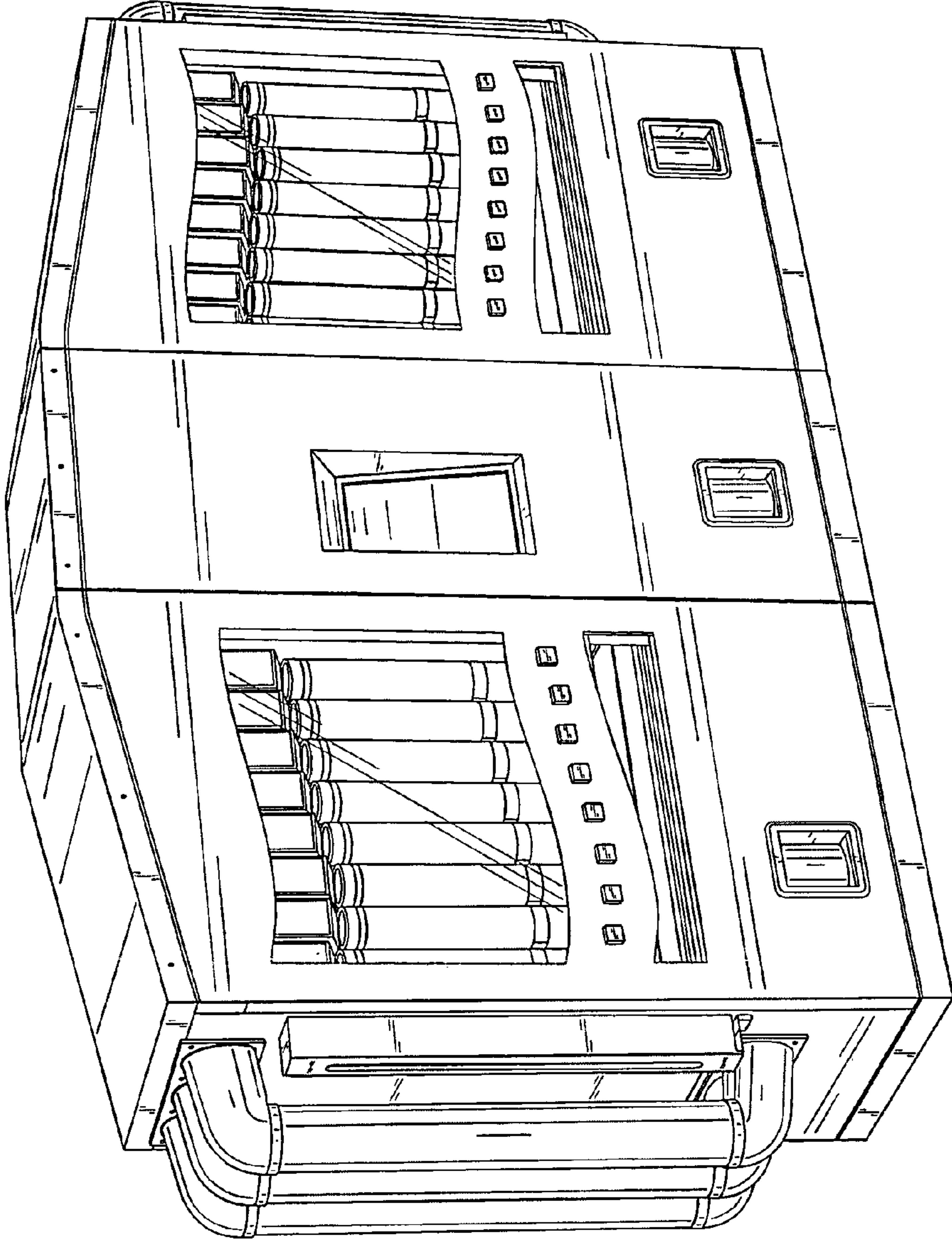


FIG. 5