



US00D674828S

(12) **United States Design Patent**  
**Andersson**

(10) **Patent No.:** **US D674,828 S**  
(45) **Date of Patent:** **\*\* Jan. 22, 2013**

(54) **GEAR DRIVE**

(75) Inventor: **Jan Andersson**, Erlangen (DE)

(73) Assignee: **Siemens Geared Motors Gesellschaft mit beschränkter Haftung**, Tübingen (DE)

(\*\*) Term: **14 Years**

(21) Appl. No.: **29/403,889**

(22) Filed: **Oct. 12, 2011**

(30) **Foreign Application Priority Data**

Apr. 12, 2011 (EM) ..... 001270516

(51) **LOC (9) Cl.** ..... **15-99**

(52) **U.S. Cl.** ..... **D15/148**

(58) **Field of Classification Search** ..... D15/5,  
D15/148, 149, 199; 74/395, 464; 280/5.5-5.524;  
427/249.19; 428/408; 475/83, 331-335,  
475/344, 345, 901

See application file for complete search history.

(56) **References Cited**

**U.S. PATENT DOCUMENTS**

D368,919	S	*	4/1996	Lannoch	.....	D15/148
D406,596	S	*	3/1999	Ziegler et al.	.....	D15/148
D410,659	S	*	6/1999	Lannoch	.....	D15/148
D414,790	S	*	10/1999	Lannoch	.....	D15/148
D416,922	S	*	11/1999	Lannoch	.....	D15/148
D417,229	S	*	11/1999	Lannoch	.....	D15/148

6,432,022	B1	*	8/2002	Bayer	.....	475/331
D479,541	S	*	9/2003	Lannoch	.....	D15/148
D479,543	S	*	9/2003	Lannoch	.....	D15/148
D479,725	S	*	9/2003	Lannoch	.....	D15/148
D514,607	S	*	2/2006	Wittenstein	.....	D15/148
D527,739	S	*	9/2006	De Luca et al.	.....	D15/5
D529,059	S	*	9/2006	Lin	.....	D15/148
7,182,709	B2	*	2/2007	Christ et al.	.....	475/348
D571,837	S	*	6/2008	Lannoch	.....	D15/148
D598,938	S	*	8/2009	Mijno	.....	D15/148
D613,770	S	*	4/2010	Kitamura et al.	.....	D15/7
D619,631	S	*	7/2010	Otsuka	.....	D15/149
D654,092	S	*	2/2012	Lugli et al.	.....	D15/5
2004/0166986	A1	*	8/2004	Bayer et al.	.....	475/331

\* cited by examiner

*Primary Examiner* — Patricia Palasik

(74) *Attorney, Agent, or Firm* — Henry M. Feiereisen, LLC

(57) **CLAIM**

The ornamental design for a gear drive, as shown and described.

**DESCRIPTION**

FIG. 1 is a front elevational view showing my new design;  
FIG. 2 is a rear elevational view thereof;  
FIG. 3 is a top plan view thereof;  
FIG. 4 is bottom plan view thereof;  
FIG. 5 is a left side elevational view thereof;  
FIG. 6 is a right side elevational view thereof; and,  
FIG. 7 is a left side, front and top perspective view thereof.

**1 Claim, 7 Drawing Sheets**

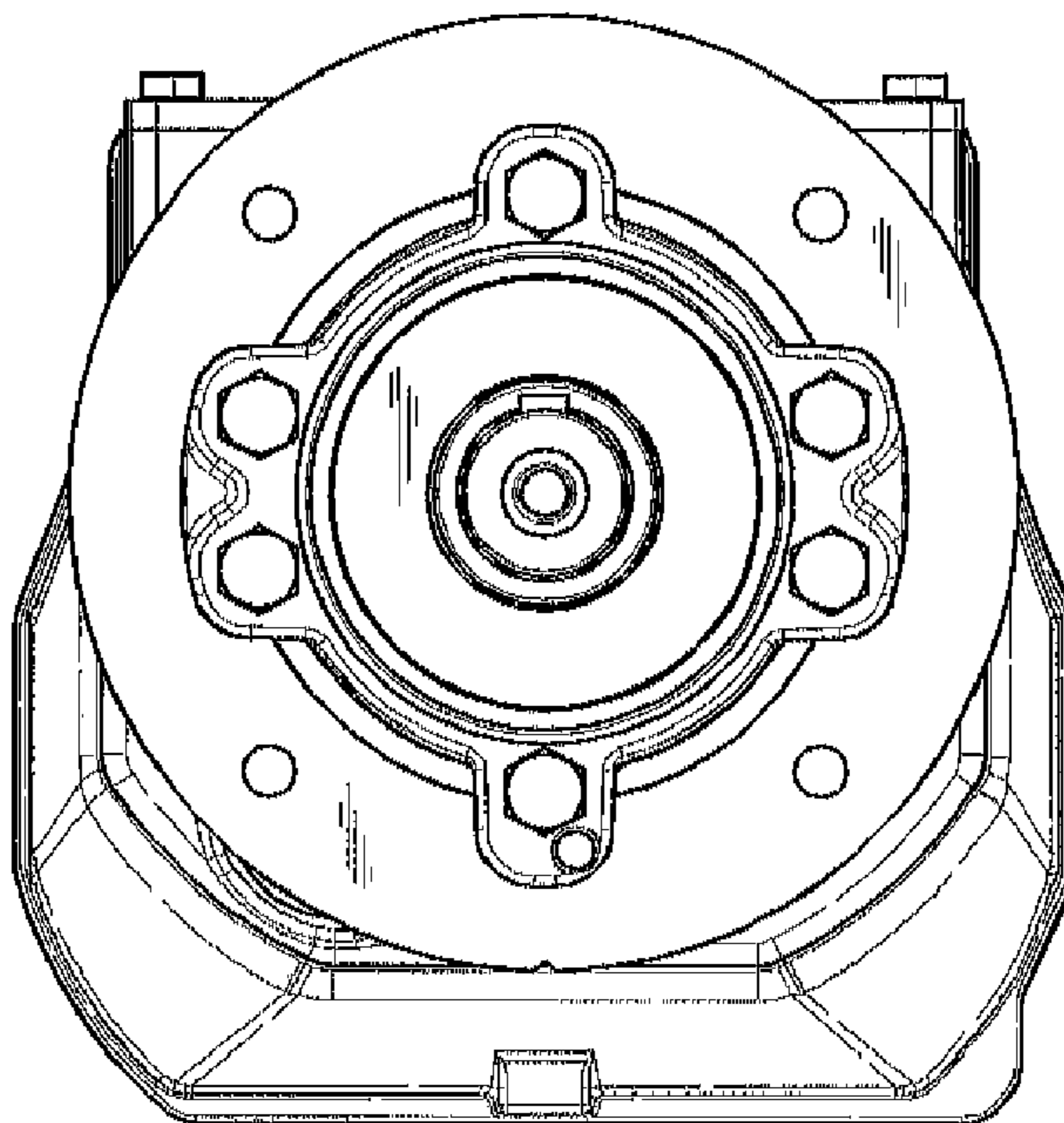


FIG. 1

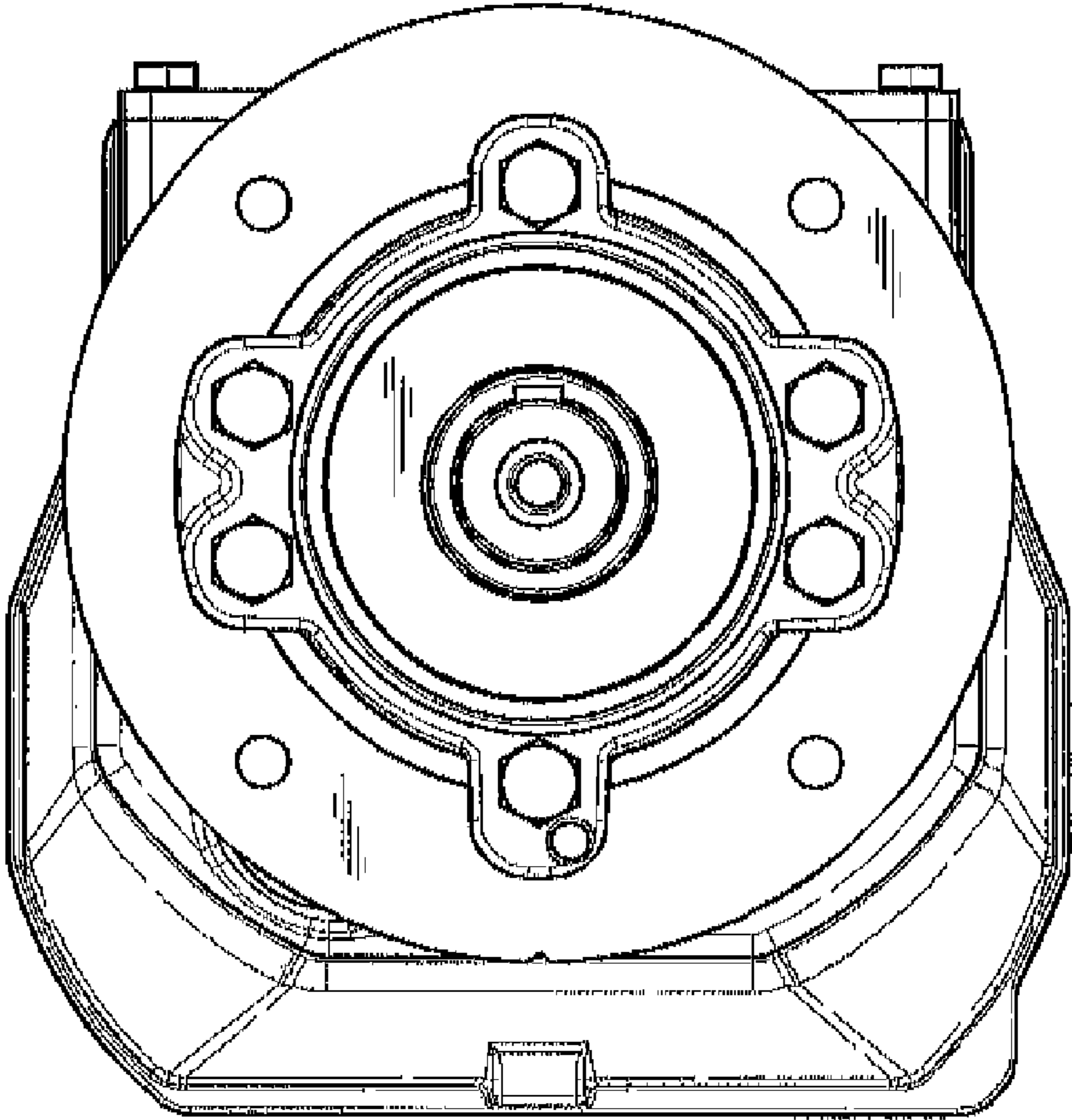


FIG 2

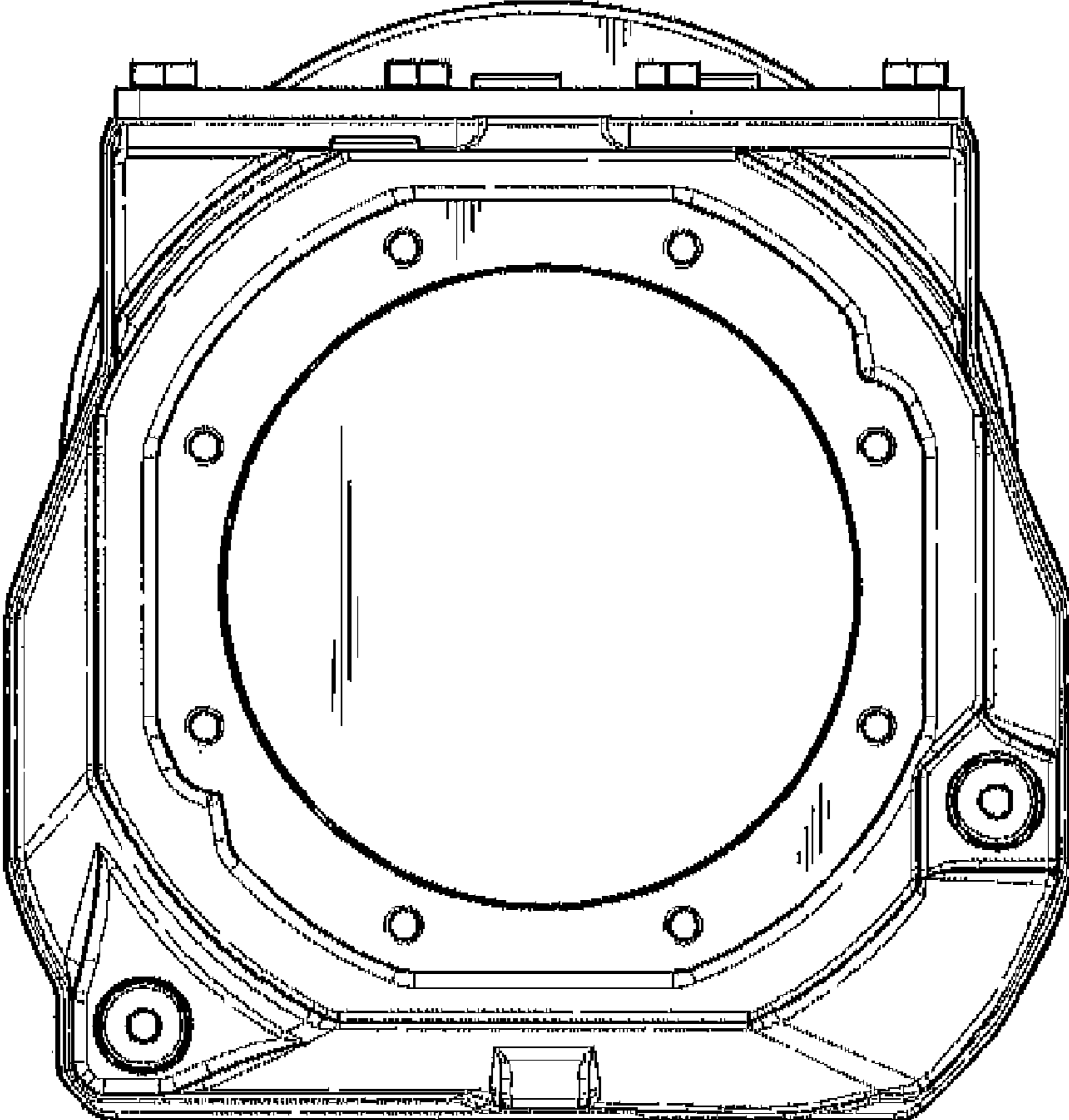


FIG 3

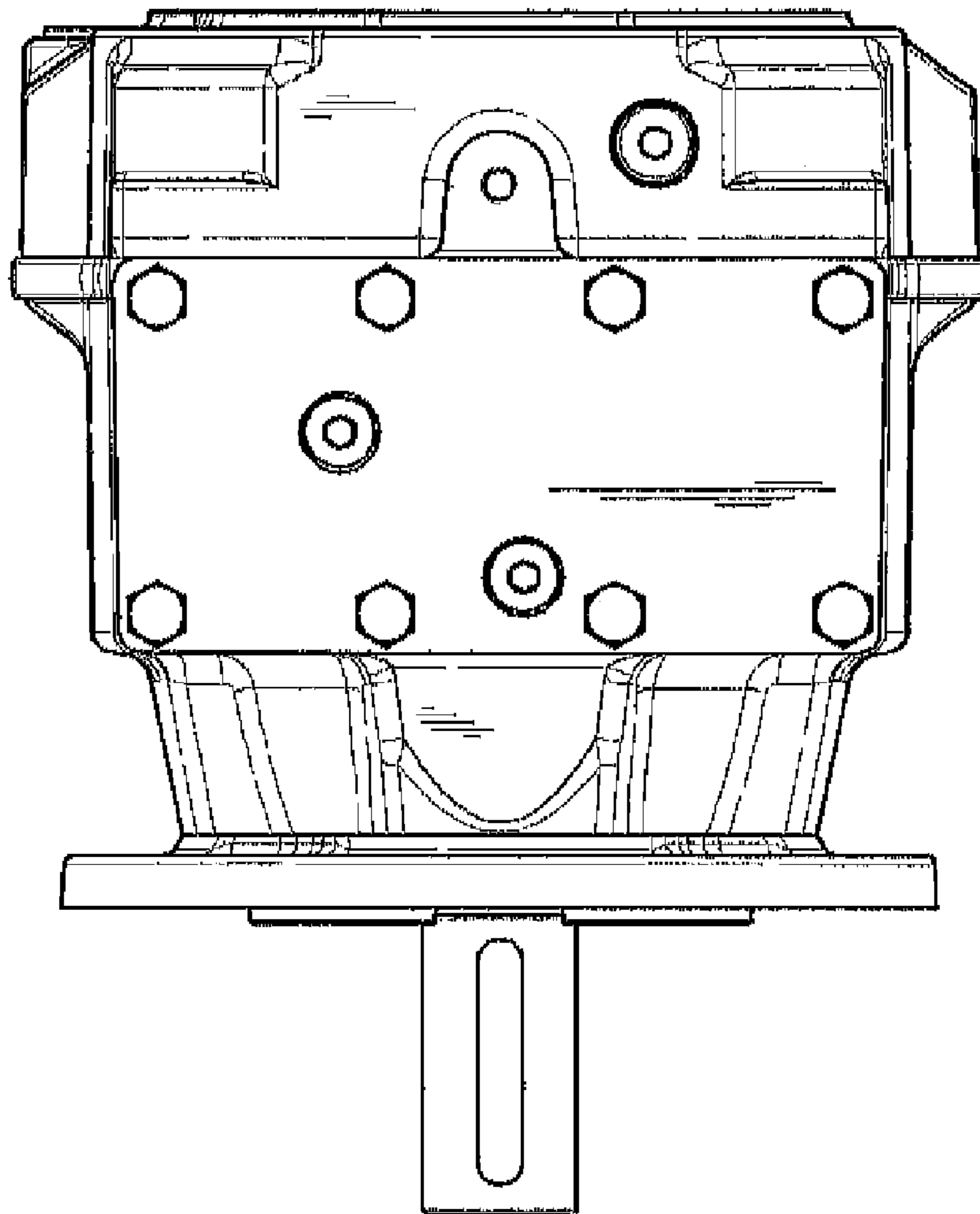


FIG 4

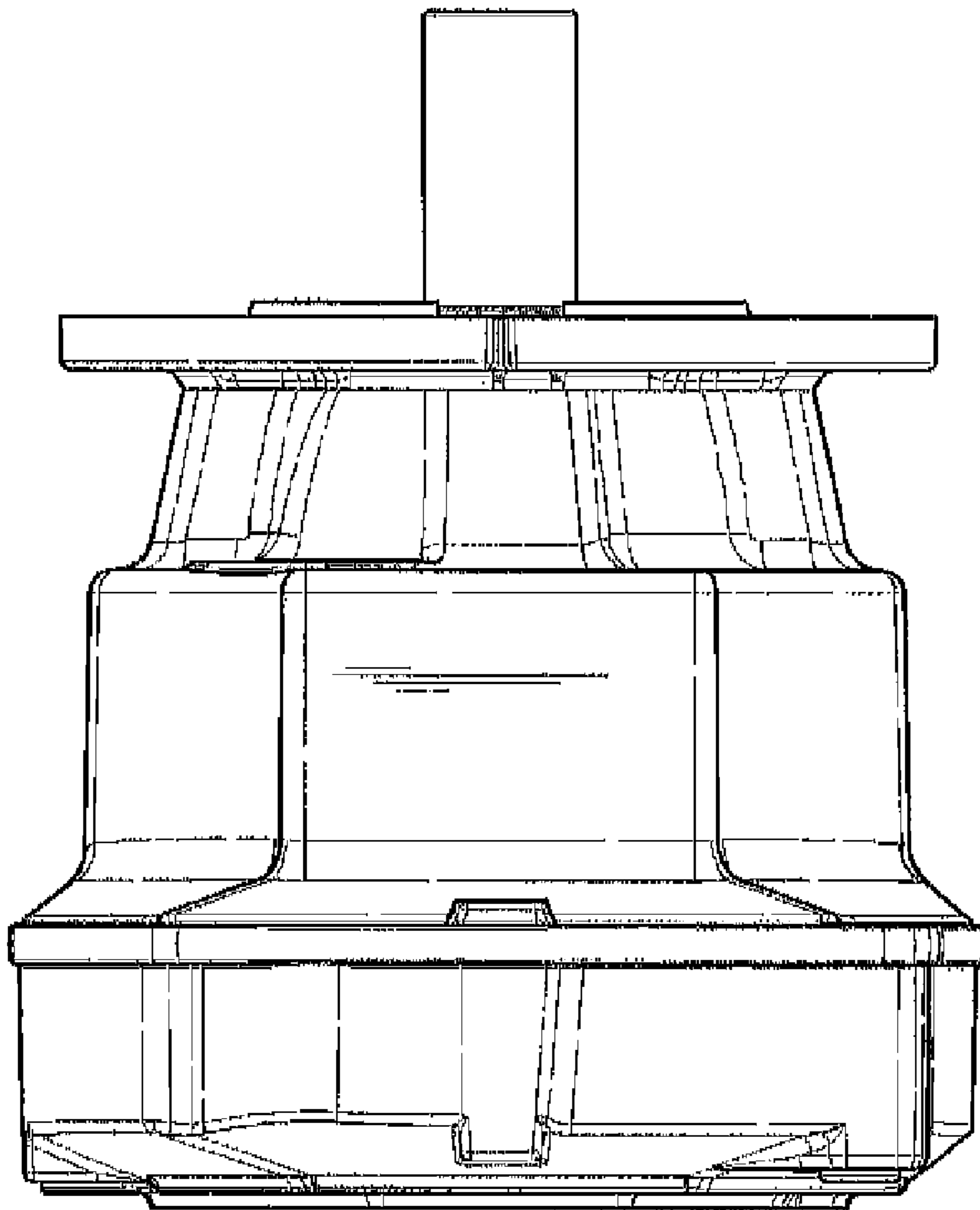


FIG 5

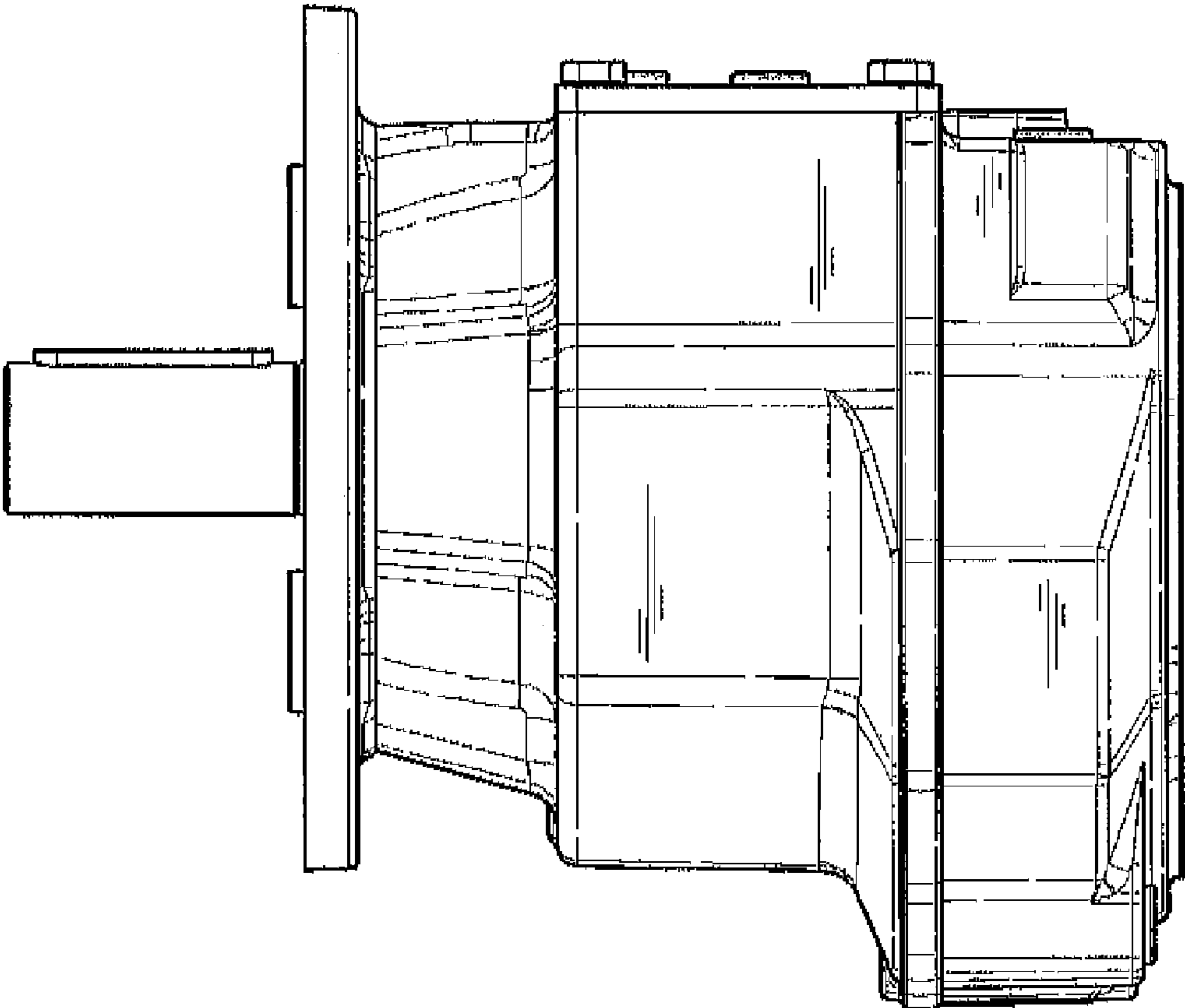


FIG 6

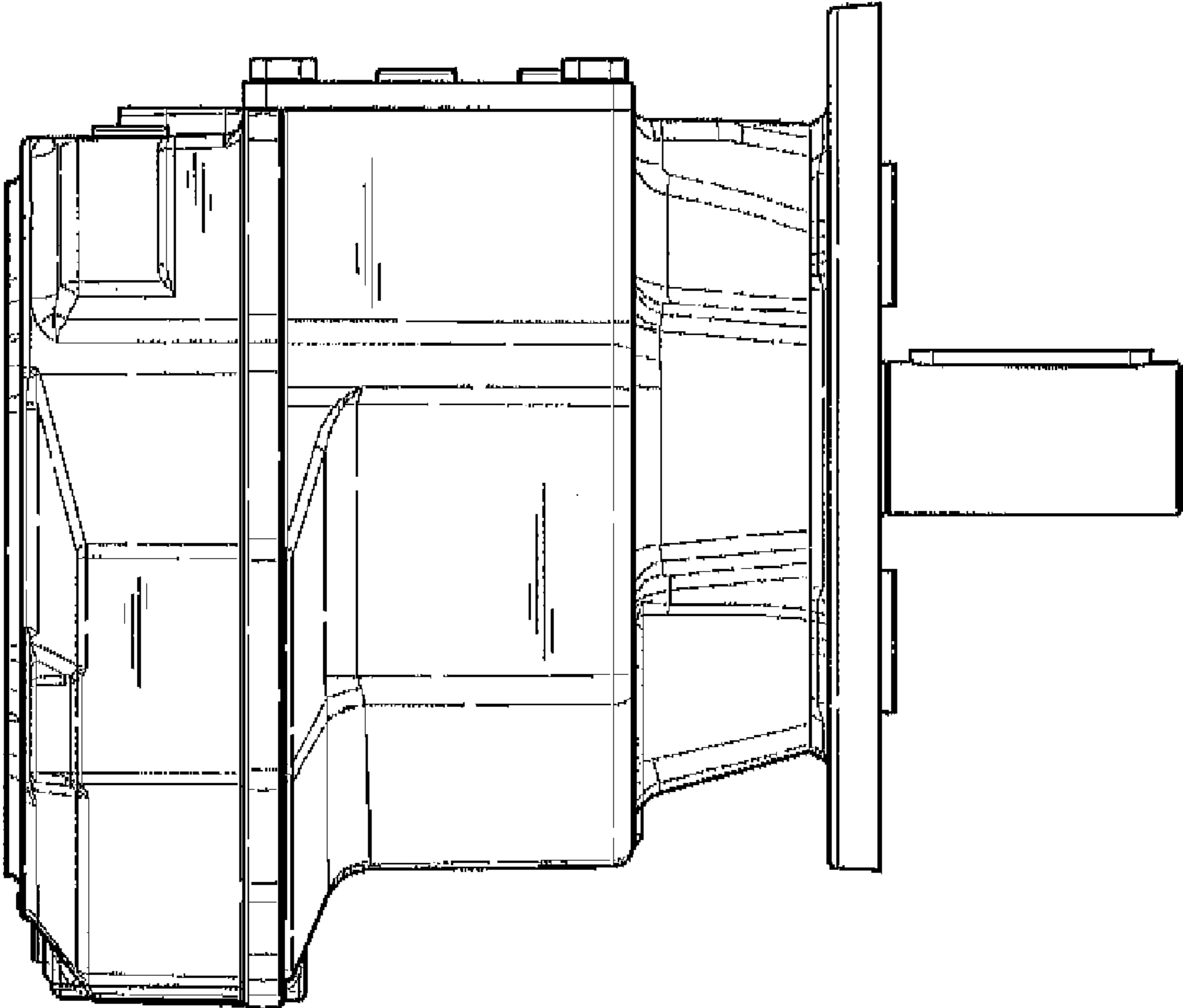
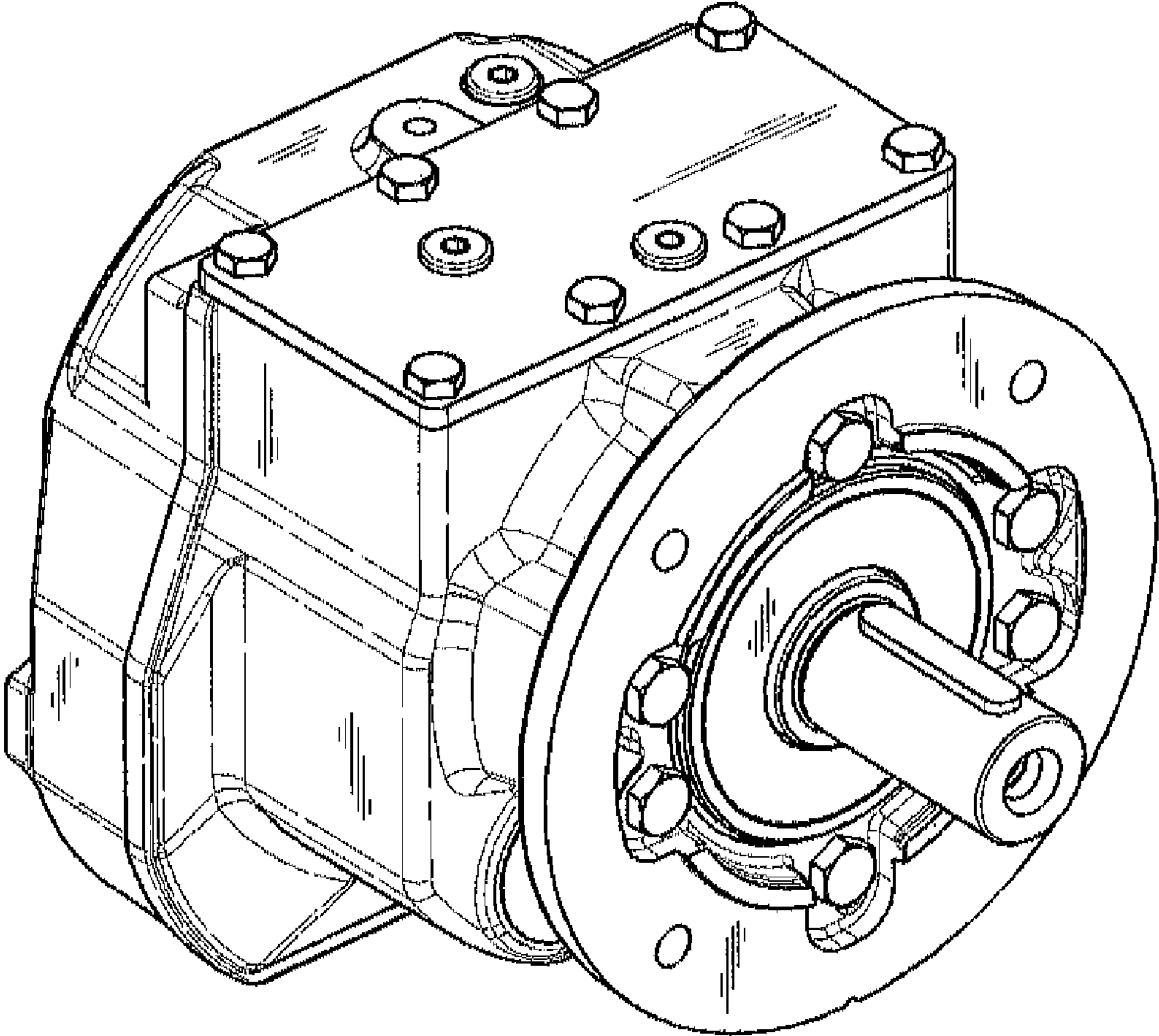




FIG 7





UNITED STATES PATENT AND TRADEMARK OFFICE  
**CERTIFICATE OF CORRECTION**

PATENT NO. : D674,828 S  
APPLICATION NO. : 29/403889  
DATED : September 3, 2013  
INVENTOR(S) : Andersson

Page 1 of 1

It is certified that error appears in the above-identified patent and that said Letters Patent is hereby corrected as shown below:

On the title page item [73]

Delete "SIEMENS GEARED MOTORS GESELLSCHAFT MBH, TÜBINGEN, GERMANY" and  
insert --SIEMENS AKTIENGESELLSCHAFT, MÜNCHEN, GERMANY--.

Signed and Sealed this  
Fifteenth Day of October, 2013



Teresa Stanek Rea  
*Deputy Director of the United States Patent and Trademark Office*