



US00D674808S

(12) **United States Design Patent**
Axelrod

(10) **Patent No.:** **US D674,808 S**
(45) **Date of Patent:** **** Jan. 22, 2013**

(54) **BRACELET WITH A USB FLASH DRIVE
POCKET**

(76) Inventor: **Jeffrey S. Axelrod**, Ramsey, MN (US)

(**) Term: **14 Years**

(21) Appl. No.: **29/412,654**

(22) Filed: **Feb. 6, 2012**

(51) **LOC (9) Cl.** **14-02**

(52) **U.S. Cl.** **D14/480.3; D11/3**

(58) **Field of Classification Search** D14/411,
D14/433, 435, 435.1, 436-438, 480.1-480.7,
D14/484.1, 137, 155, 203.1-203.8, 240, 344;
D13/133, 146-147, 154; 710/300, 301; 439/131,
439/135-147; D11/3, 19, 94; D10/32; 63/3.1,
63/5.1, 9, 11; 361/679.03; 224/174-175;
368/281-282

See application file for complete search history.

D645,774 S	9/2011	Chowdhary	
8,049,727 B2 *	11/2011	Hanson et al.	345/169
2005/0237704 A1 *	10/2005	Ceresoli	361/683
2007/0064542 A1 *	3/2007	Fukushima	368/282
2007/0091730 A1 *	4/2007	Ting	368/282
2007/0279852 A1	12/2007	Daniel et al.	
2008/0030346 A1	2/2008	Despotis	
2009/0160651 A1	6/2009	Klein	
2010/0217096 A1	8/2010	Nanikashvili	
2011/0003665 A1 *	1/2011	Burton et al.	482/9
2011/0093296 A1 *	4/2011	Klink	705/3
2012/0069511 A1 *	3/2012	Azera	361/679.03

* cited by examiner

Primary Examiner — Karen E Kearney

(74) *Attorney, Agent, or Firm* — QuickPatents, Inc.; Kevin Prince

(57) **CLAIM**

I claim the ornamental design for a bracelet with a USB flash drive pocket, as shown and described.

DESCRIPTION

FIG. 1 is a front perspective view of a bracelet with a USB flash drive pocket, showing my new design in a closed configuration;

FIG. 2 is a rear perspective view of FIG. 1;

FIG. 3 is a top plan view of FIG. 1, the bottom plan view being a mirror image thereof;

FIG. 4 is a rear elevational view of FIG. 1;

FIG. 5 is a front elevational view of FIG. 1;

FIG. 6 is a right-side elevational view of FIG. 1;

FIG. 7 is a left-side elevational view of FIG. 1;

FIG. 8 is a front perspective view thereof, illustrated in an open configuration; and,

FIG. 9 is a rear perspective view of FIG. 8.

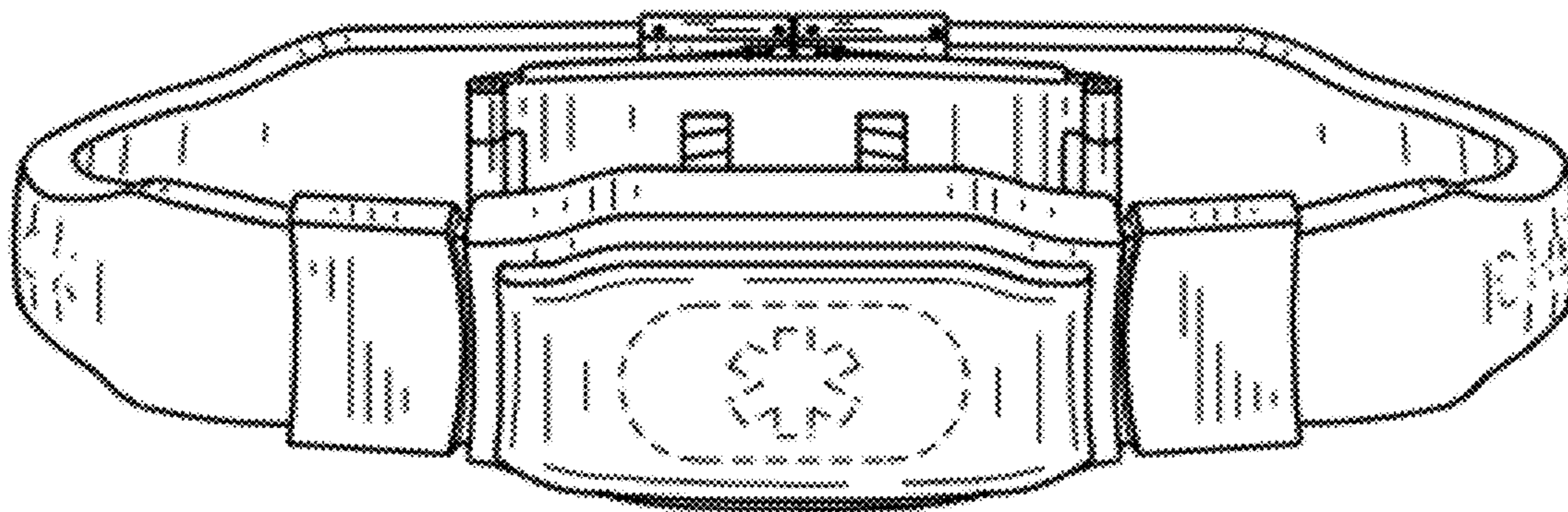
The broken lines showing a logo, USB flash drive, and text in the drawings depict environmental matter and form no part of the claimed design.

1 Claim, 3 Drawing Sheets

(56) **References Cited**

U.S. PATENT DOCUMENTS

1,491,616 A *	4/1924	Norrington	368/281
1,496,859 A *	6/1924	Marotti	368/281
1,760,689 A *	5/1930	Domler	224/176
D380,395 S *	7/1997	Lassigne	D10/32
D434,335 S *	11/2000	Amstutz	D10/32
D447,961 S *	9/2001	Strasser	D10/32
D455,968 S	4/2002	Lassigne	
D508,652 S	8/2005	Chen	
D545,220 S *	6/2007	Leung	D10/31
D556,194 S *	11/2007	Rambosek et al.	D14/480.3
D558,198 S	12/2007	Blankership et al.	
D564,904 S *	3/2008	Leung	D10/31
7,345,954 B2 *	3/2008	Ehrsam et al.	368/10
D571,684 S	6/2008	Kim	
7,455,525 B2 *	11/2008	Rambosek et al.	439/37
D581,826 S	12/2008	Molyneux	
D583,815 S	12/2008	Giovannoni	
D597,436 S	8/2009	Bowdish	
D604,192 S	11/2009	Temples et al.	



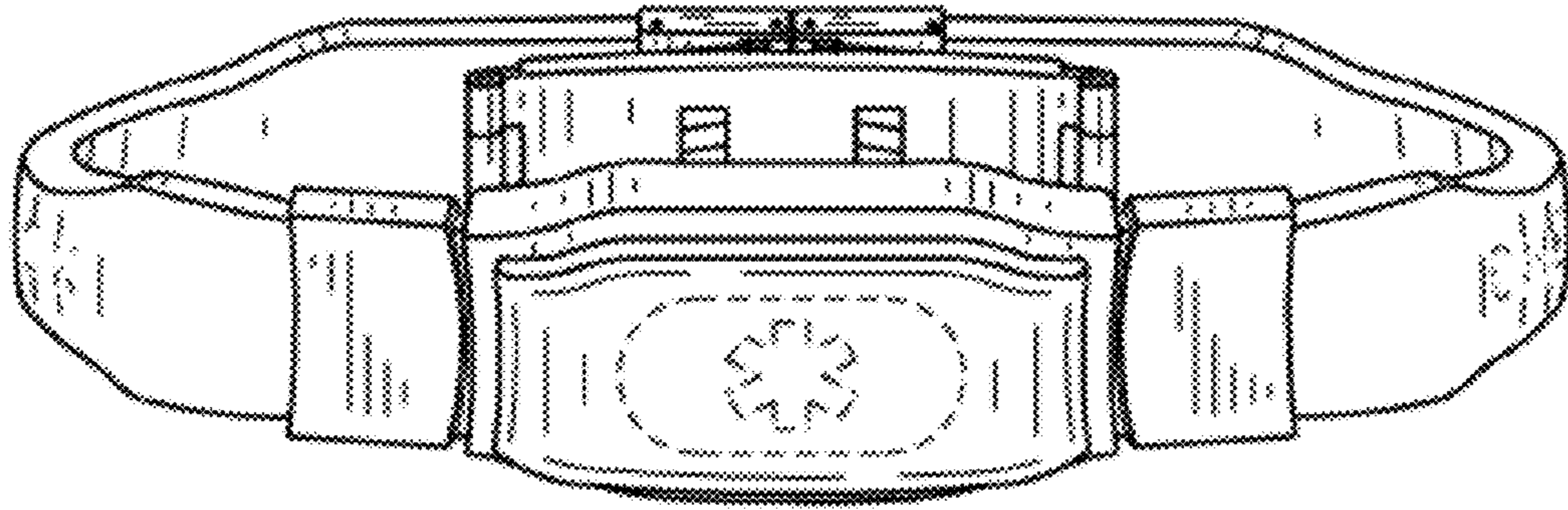


FIG. 1

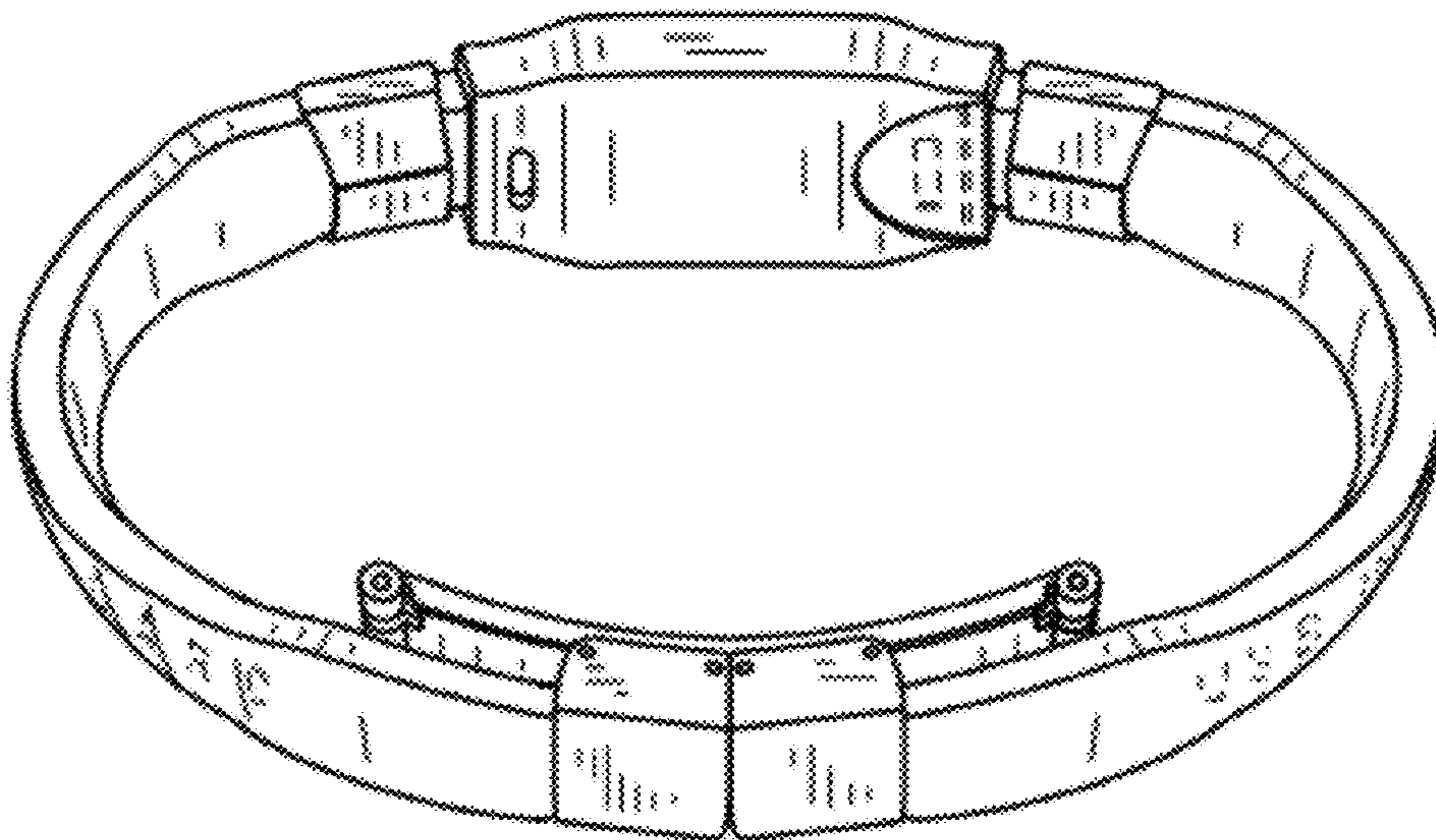


FIG. 2

FIG. 3

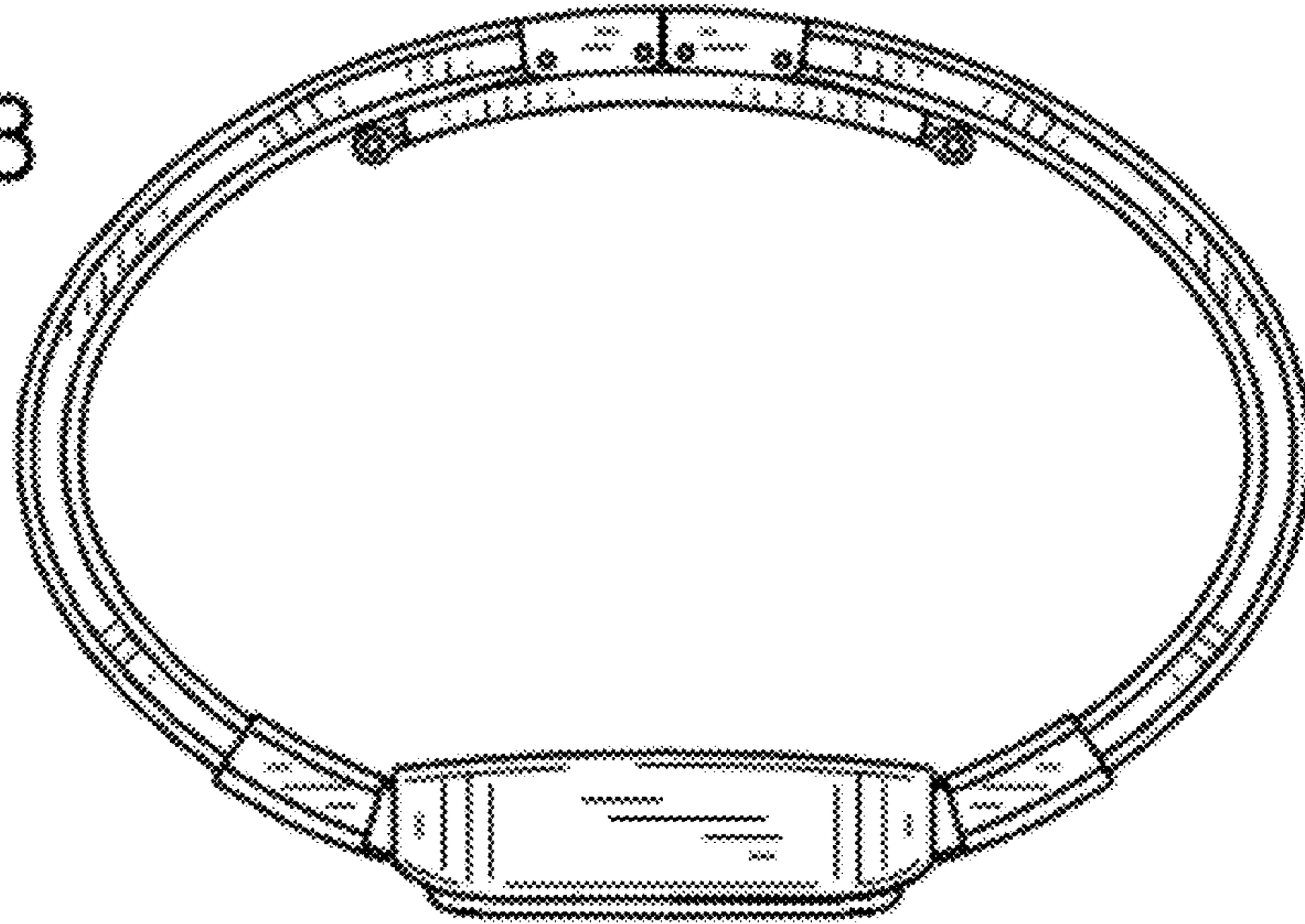


FIG. 4

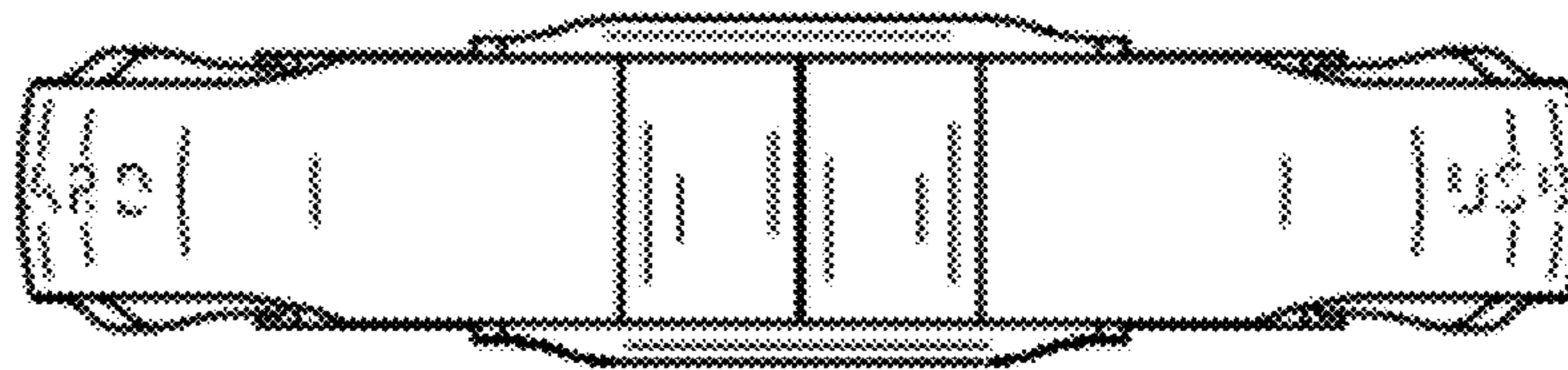


FIG. 5

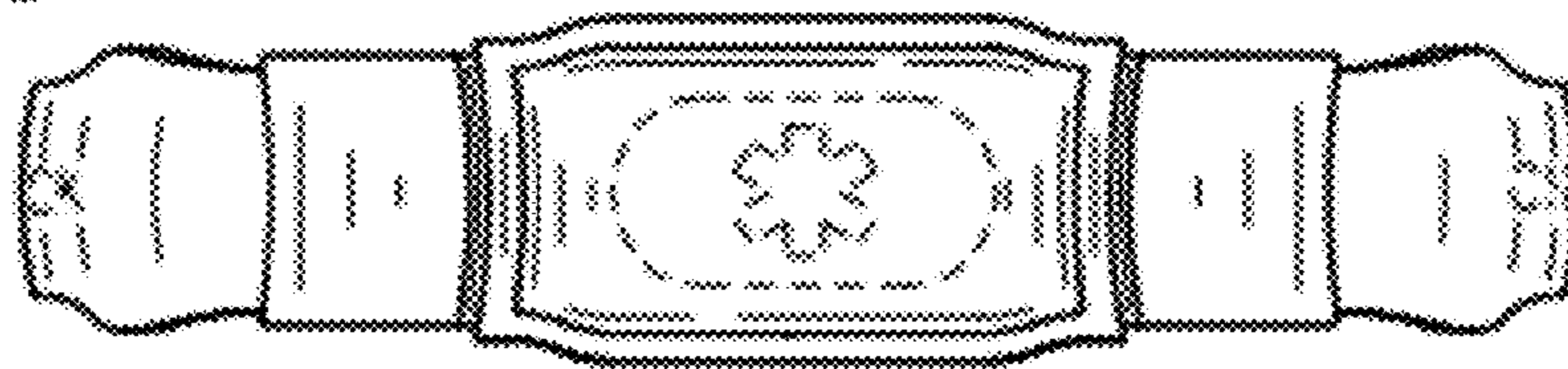


FIG. 6

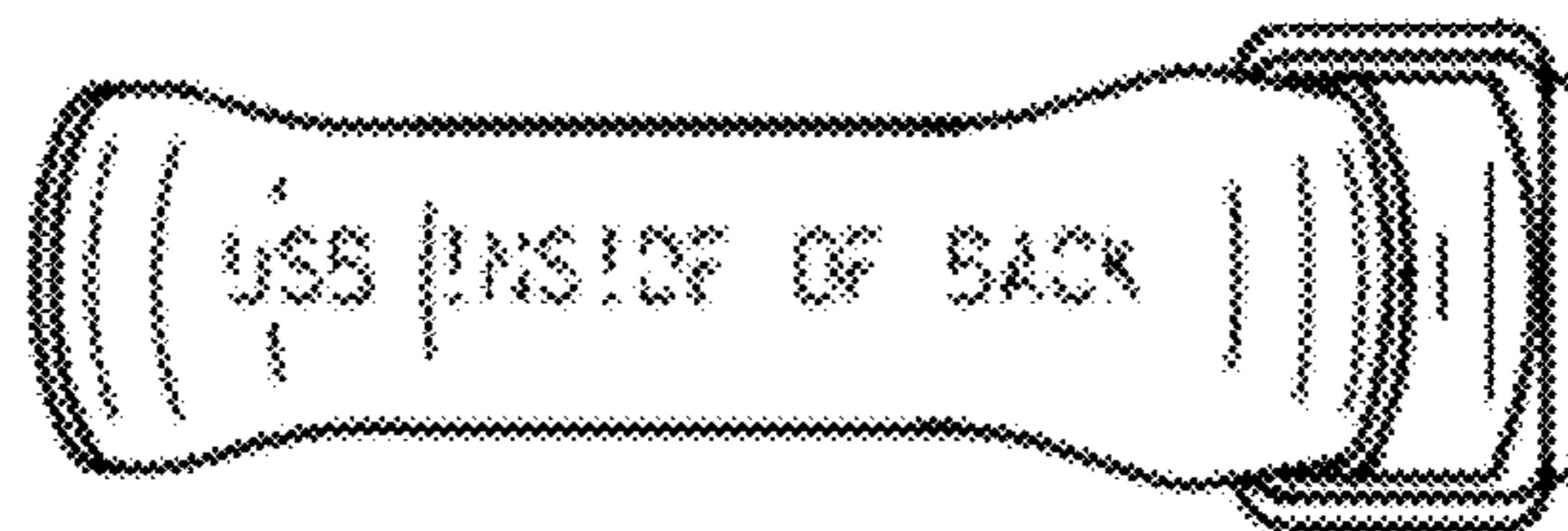



FIG. 7



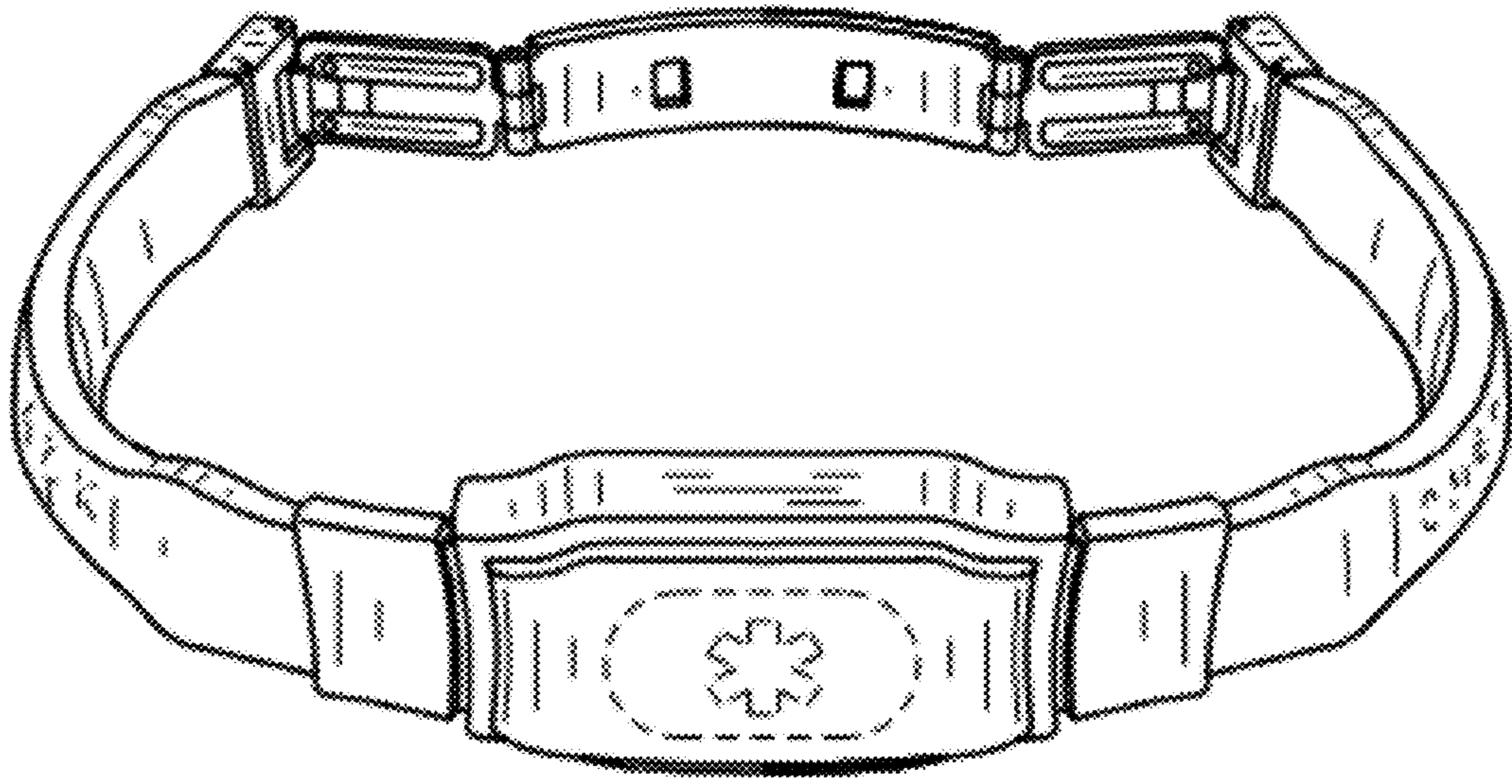


FIG. 8

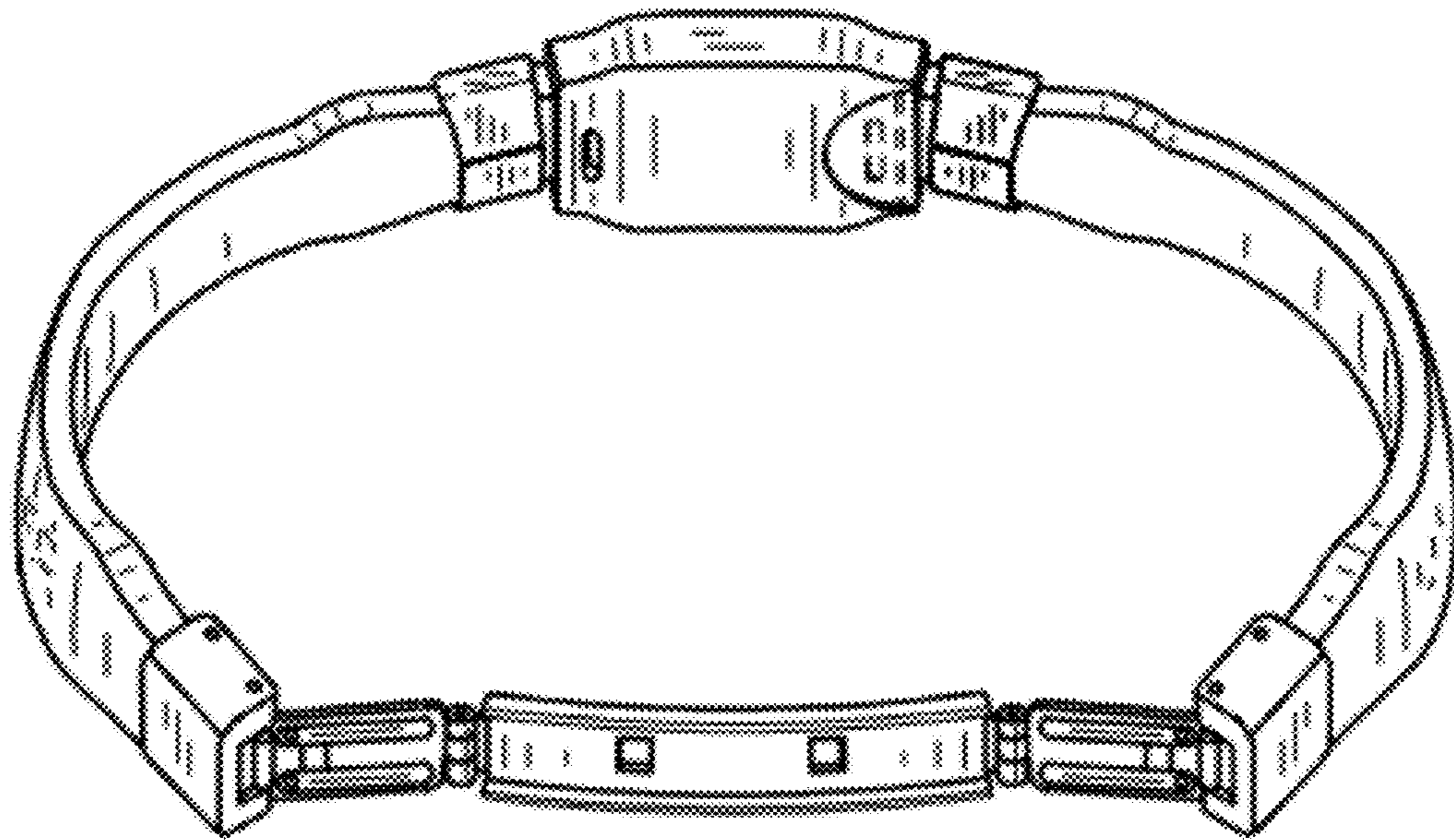


FIG. 9