



US00D674790S

(12) **United States Design Patent**
Melanson et al.

(10) **Patent No.:** **US D674,790 S**
(45) **Date of Patent:** **** Jan. 22, 2013**

(54) **CASE FOR ELECTRONIC DEVICE**

(75) Inventors: **Christopher Melanson**, Fort Collins, CO (US); **Peter Gronewoller**, Fort Collins, CO (US)

(73) Assignee: **Otter Products, LLC**, Fort Collins, CO (US)

(**) Term: **14 Years**

(21) Appl. No.: **29/417,070**

(22) Filed: **Mar. 29, 2012**

(51) **LOC (9) Cl.** **14-03**

(52) **U.S. Cl.** **D14/250**

(58) **Field of Classification Search** D14/250–253, D14/440, 203.3–203.7, 217, 496, 248, 238.1, D14/240, 447; D3/201, 218, 269, 301, 273, D3/303, 103, 247; D13/103, 107–108, 119; 220/4.02; 248/309.1; 361/679.56, 679.3, 361/679.25; 379/426, 433.11, 455; 455/575.1, 455/575.8; 206/305, 320

See application file for complete search history.

(56) **References Cited**

U.S. PATENT DOCUMENTS

D543,541 S *	5/2007	Chung et al.	D3/269
D556,681 S *	12/2007	Kim	D13/103
D574,819 S *	8/2008	Andre et al.	D3/269
D575,056 S *	8/2008	Tan	D3/218
D615,536 S *	5/2010	Richardson et al.	D14/250
D617,787 S *	6/2010	Richardson et al.	D14/250
D621,821 S *	8/2010	Richardson et al.	D14/250
D622,716 S *	8/2010	Andre et al.	D14/250
D626,121 S *	10/2010	Richardson et al.	D14/250
D626,539 S *	11/2010	Brown et al.	D14/250
D635,131 S *	3/2011	Roman	D14/240
D637,590 S *	5/2011	Michie et al.	D14/250
D638,005 S *	5/2011	Richardson et al.	D14/250

D654,488 S *	2/2012	Chang et al.	D14/250
D654,490 S *	2/2012	Weller et al.	D14/250
D654,491 S *	2/2012	Melanson et al.	D14/250
D654,915 S *	2/2012	Weller et al.	D14/250
D663,296 S *	7/2012	Melanson et al.	D14/250
D664,091 S *	7/2012	Pliner et al.	D13/108
2010/0147737 A1 *	6/2010	Richardson et al.	206/701

OTHER PUBLICATIONS

OtterBox Commuter Series Case Black for HTC One X, in GoCellular catalogue since Apr. 9, 2012, <URL:http://www.gocellular.ca/?item=ot3276>, retrieved from internet on Aug. 24, 2012.*

Case Mate Pop Case , <URL:http://www.clove.co.uk/case-mate-pop-case-pink-htc-one-x>, retrieved from internet on Aug. 24, 2012.*

* cited by examiner

Primary Examiner — Carla Jobe Wright

(57) **CLAIM**

The ornamental design for a case for electronic device, as shown and described.

DESCRIPTION

FIG. 1 is a front isometric view of a case for electronic device showing our new design;

FIG. 2 is a rear isometric view thereof;

FIG. 3 is a front view thereof;

FIG. 4 is a rear view thereof;

FIG. 5 is a left view thereof;

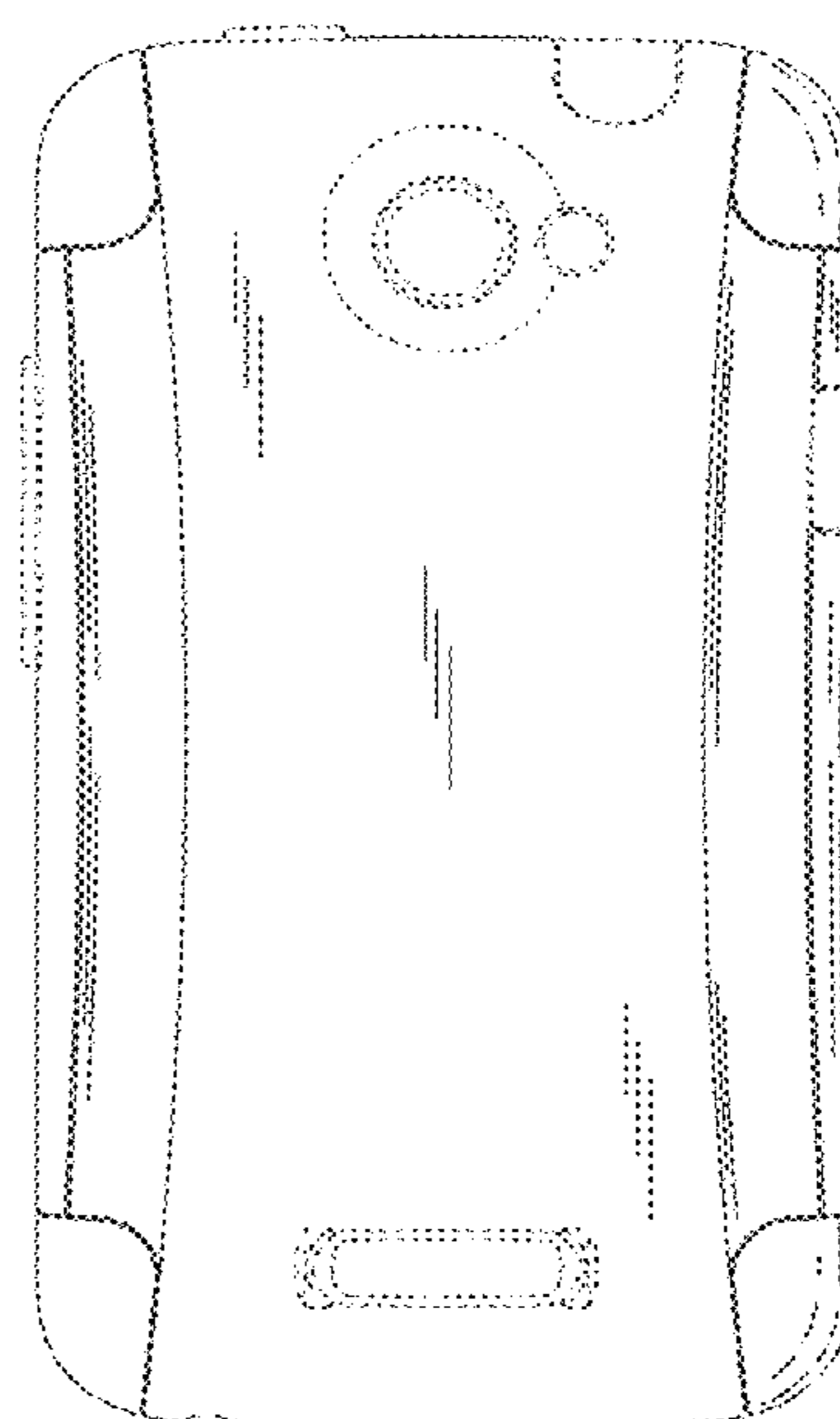

FIG. 6 is a right view thereof;

FIG. 7 is a top view thereof; and,

FIG. 8 is a bottom view thereof.

The broken lines immediately adjacent the shaded surfaces represent boundaries of the claimed design. All other broken lines depict unclaimed environment. The broken lines form no part of the claimed design.

1 Claim, 6 Drawing Sheets



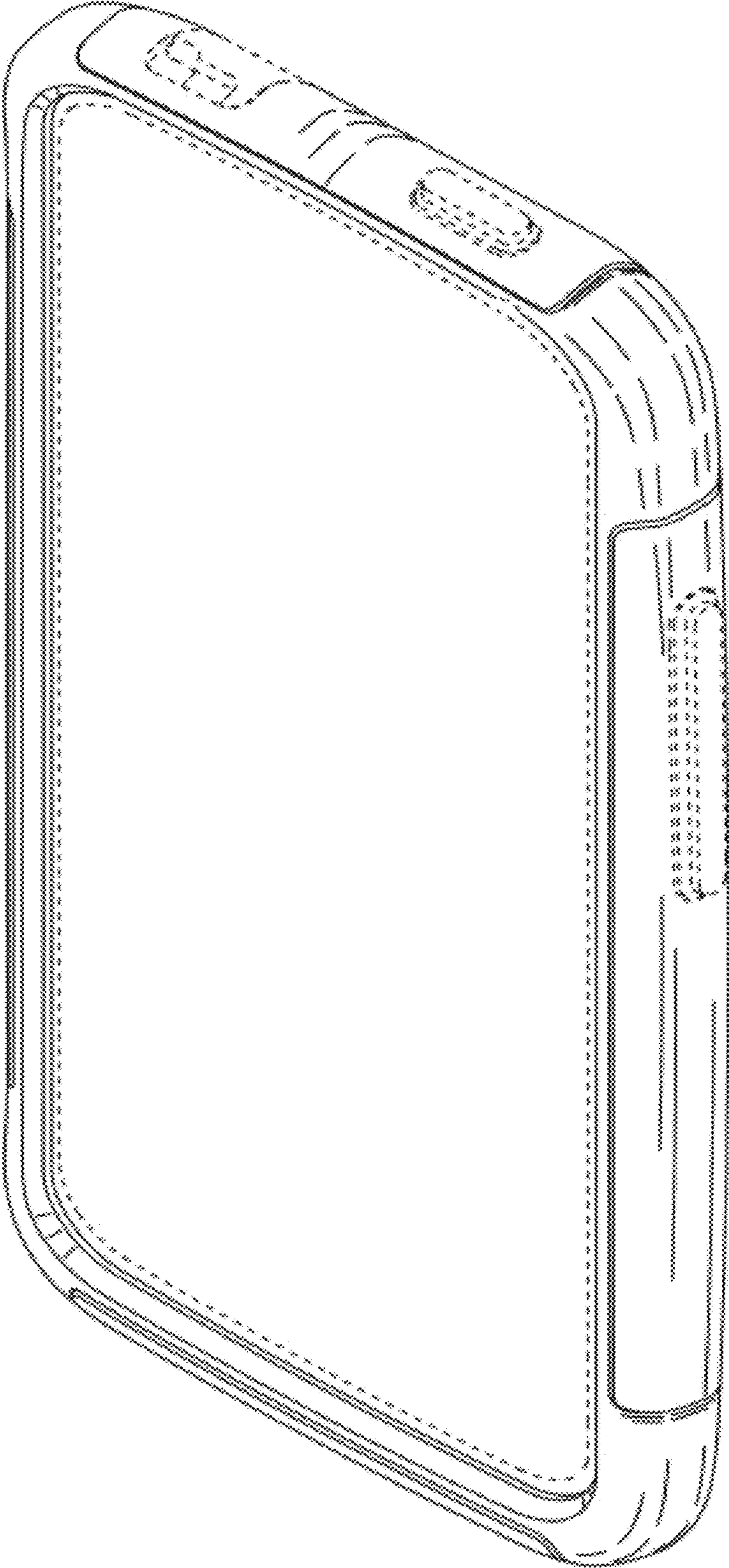


FIG. 1




FIG. 2

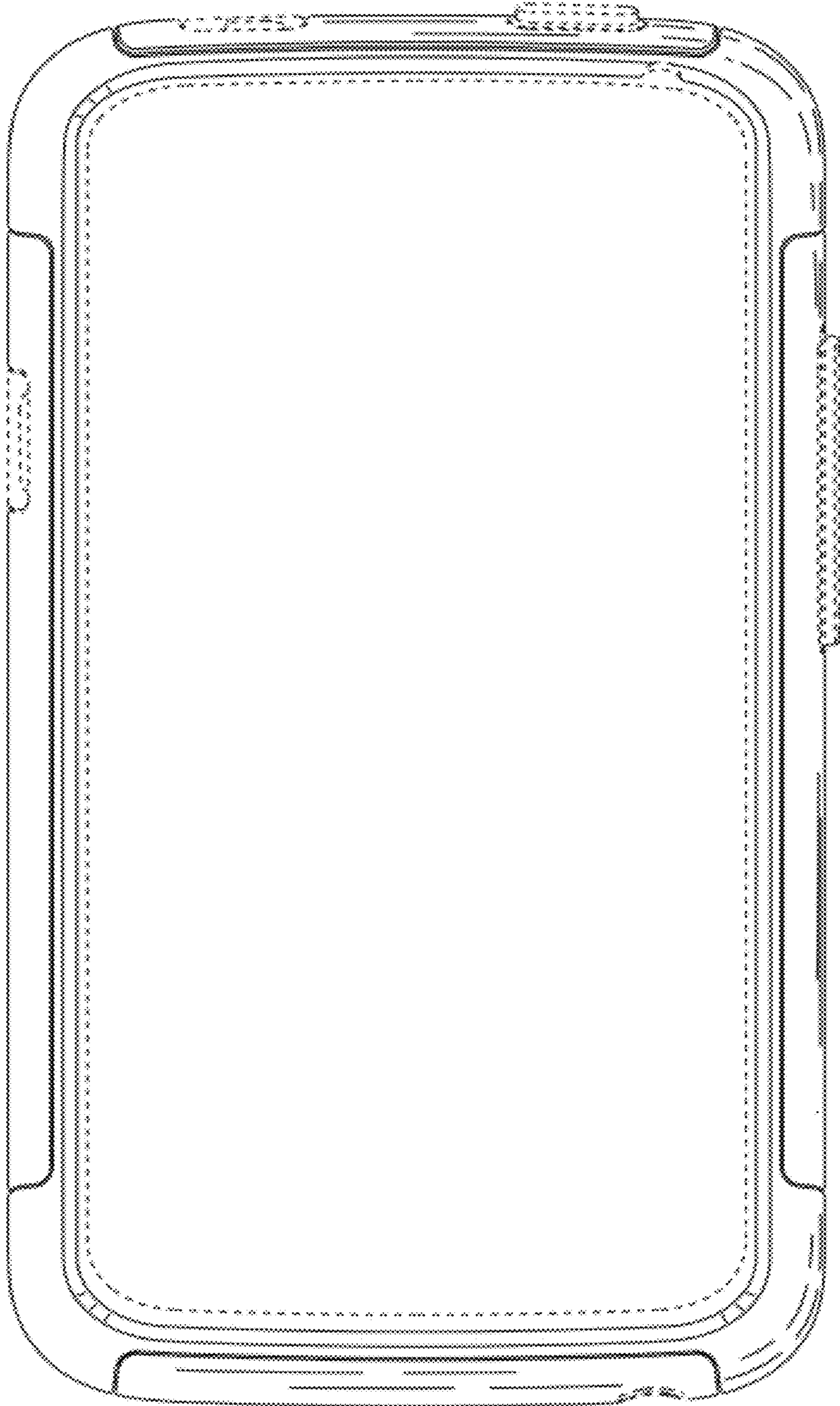


FIG. 3

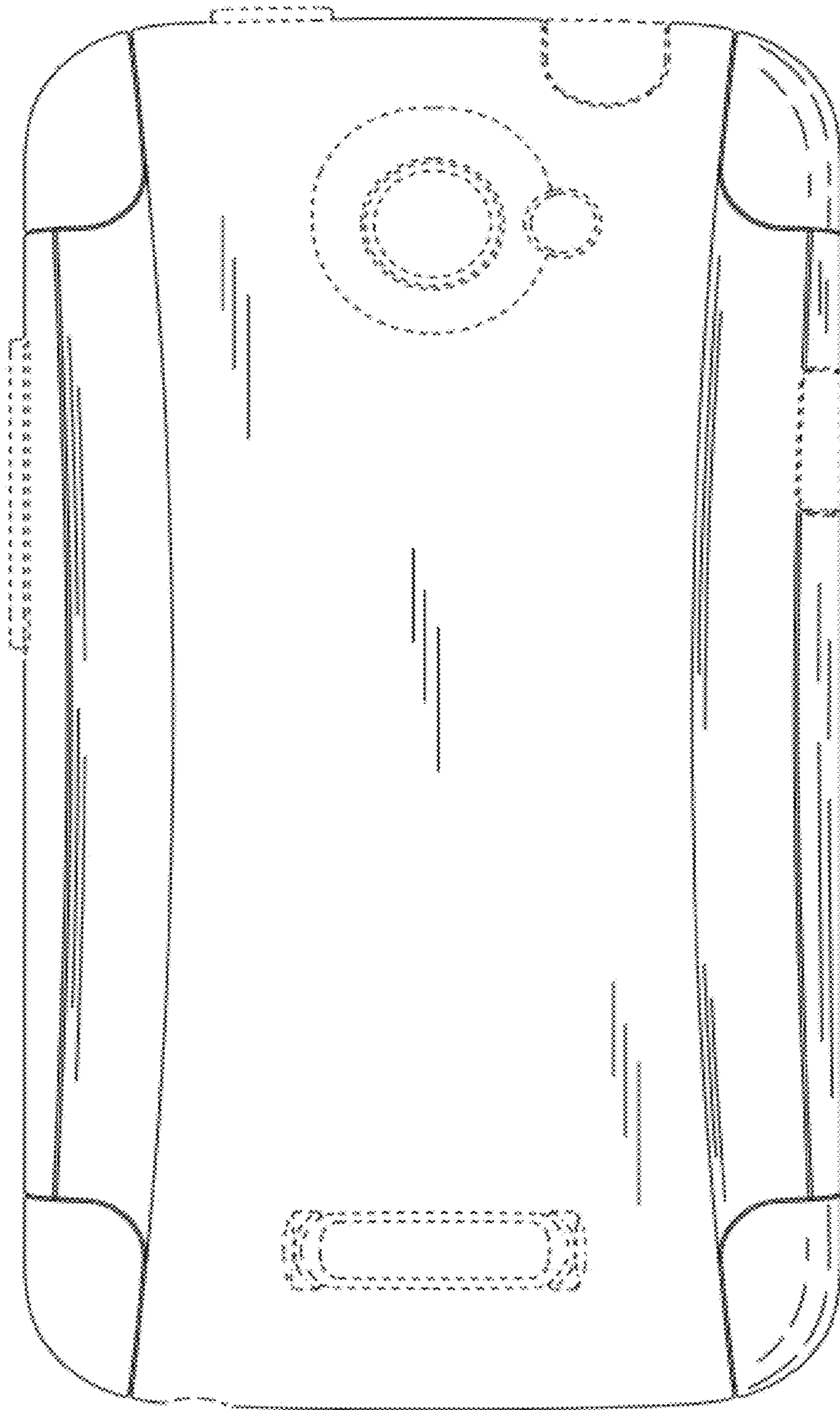


FIG. 4




FIG. 5

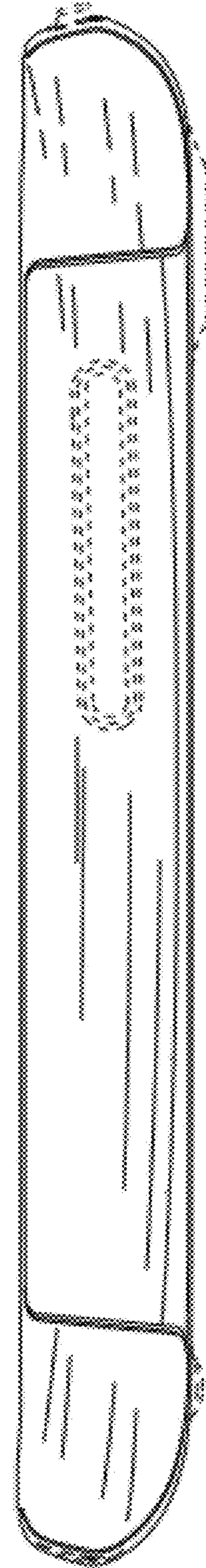


FIG. 6




FIG. 7




FIG. 8