



US00D674767S

(12) **United States Design Patent**
Brunner et al.

(10) **Patent No.:** **US D674,767 S**
(45) **Date of Patent:** **** Jan. 22, 2013**

- (54) **AUDIO LISTENING SYSTEM**
- (75) Inventors: **Robert Brunner**, San Francisco, CA (US); **Gregoire Vandebussche**, San Francisco, CA (US)
- (73) Assignee: **Beats Electronics, LLC**, Santa Monica, CA (US)
- (**) Term: **14 Years**
- (21) Appl. No.: **29/400,961**
- (22) Filed: **Sep. 2, 2011**
- (51) **LOC (9) Cl.** **14-01**
- (52) **U.S. Cl.** **D14/205**
- (58) **Field of Classification Search** D14/205, D14/206, 223, 188, 192; 181/129, 130, 135; 379/430, 431; 381/380, 381; 455/90.3, 575.1; D29/112; 2/209
See application file for complete search history.

6,081,604 A 6/2000 Hikichi et al.
 D430,140 S 8/2000 Roman
 D435,249 S * 12/2000 Yasutomi D14/205
 (Continued)

FOREIGN PATENT DOCUMENTS

GB 2072035 5/1998
 (Continued)

OTHER PUBLICATIONS

U.S. Appl. No. 29/417,832 filed Apr. 9, 2012 (which is not being furnished herewith, pursuant to the Commissioner's Notice dated Sep. 21, 2004).

(Continued)

Primary Examiner — Paula Greene
 (74) *Attorney, Agent, or Firm* — Michael G. Kelber; Neal, Gerber & Eisenberg LLP

(57) **CLAIM**
 The ornamental design for the audio listening system, as shown and described in the accompanying drawings.


DESCRIPTION

FIG. 1 is a front perspective view of the audio listening system in accordance with the present invention;
 FIG. 2 is a front view of the embodiment of the audio listening system depicted in FIG. 1;
 FIG. 3 is a rear view of the embodiment of the audio listening system depicted in FIG. 1;
 FIG. 4 is a left side view of the embodiment of the audio listening system depicted in FIG. 1;
 FIG. 5 is a right side view of the embodiment of the audio listening system depicted in FIG. 1;
 FIG. 6 is a top view of the embodiment of the audio listening system depicted in FIG. 1; and,
 FIG. 7 is a bottom view of the embodiment of the audio listening system depicted in FIG. 1.

1 Claim, 4 Drawing Sheets

(56) **References Cited**
 U.S. PATENT DOCUMENTS

1,066,511 A	7/1913	Markoff	
3,104,398 A	9/1963	Palmaer	
D244,300 S	5/1977	Besasie	
4,173,715 A	11/1979	Gosman	
D254,183 S	2/1980	Doodson	
D254,876 S	5/1980	Reitenga et al.	
4,634,816 A	1/1987	O'Malley et al.	
D313,092 S	12/1990	Nilsson	
5,018,599 A	5/1991	Dohi et al.	
5,035,005 A	7/1991	Hung	
D328,074 S *	7/1992	Yamazaki et al.	D14/205
D328,461 S *	8/1992	Daido et al.	D14/205
D338,010 S *	8/1993	Yamatogi	D14/205
D351,172 S	10/1994	Nakamura et al.	
D358,389 S	5/1995	Isono	
D375,825 S	11/1996	Whidden	
D420,356 S	2/2000	Suzuki	
D422,592 S	4/2000	Deguchi	



US D674,767 S

Page 2

U.S. PATENT DOCUMENTS

D457,512 S 5/2002 Yoneda
6,449,806 B1 9/2002 Engelhard et al.
D468,723 S * 1/2003 Pham et al. D14/205
D484,485 S 12/2003 Matsuoka
6,654,966 B2 12/2003 Rolla
D484,868 S 1/2004 Suzuki
6,678,897 B2 1/2004 Lindgren
D491,163 S 6/2004 Green
D502,938 S * 3/2005 Tokioka et al. D14/205
D504,883 S * 5/2005 Jacobson et al. D14/192
D512,708 S * 12/2005 Harris et al. D14/205
D512,981 S * 12/2005 Jacobson et al. D14/205
D517,043 S * 3/2006 Jacobson et al. D14/205
7,072,483 B2 * 7/2006 Lenhard-Backhaus 381/383
D532,407 S 11/2006 Motoishi
D534,155 S 12/2006 Obata
D534,156 S 12/2006 Obata
7,172,052 B2 2/2007 Lenhard-Backhaus
D540,301 S 4/2007 Obata
D541,257 S 4/2007 Thursfield
D552,077 S * 10/2007 Brunner et al. D14/205
D557,684 S 12/2007 Pundsack et al.
D563,382 S 3/2008 Wikel
D563,995 S 3/2008 Deguchi et al.
D582,890 S 12/2008 Koza et al.
D584,715 S * 1/2009 Brennwald D14/205
D585,870 S * 2/2009 Zheng et al. D14/205
D585,871 S * 2/2009 Lee D14/205
D585,872 S 2/2009 Lee
D588,098 S 3/2009 Kurihara
D588,100 S 3/2009 Densho et al.
D591,263 S 4/2009 Shimizu
D592,182 S 5/2009 Sanguinetti
D592,640 S 5/2009 Tkachuk
D593,995 S 6/2009 Shimizu
D600,674 S * 9/2009 Brennwald D14/205

D603,370 S * 11/2009 Suzuki D14/205
D603,371 S 11/2009 Boateng et al.
D616,865 S * 6/2010 Marchand et al. D14/205
D617,769 S 6/2010 Birger
7,735,154 B2 * 6/2010 Gellis et al. 2/209
D625,705 S 10/2010 Oho et al.
D632,668 S * 2/2011 Brunner et al. D14/205
D633,896 S * 3/2011 Kondo et al. D14/205
D635,959 S * 4/2011 Hutchieson D14/205
D637,176 S * 5/2011 Brunner et al. D14/205
D639,776 S * 6/2011 Arimoto D14/205
D641,725 S 7/2011 Chong et al.
D652,405 S * 1/2012 Lee et al. D14/205
D657,344 S 4/2012 Brunner et al.
D657,345 S * 4/2012 Brunner et al. D14/205
2011/0206216 A1 8/2011 Brunner et al.

FOREIGN PATENT DOCUMENTS

JP D1318386 12/2007

OTHER PUBLICATIONS

U.S. Appl. No. 13/517,035 filed on Jun. 18, 2012 (which is not being furnished herewith, pursuant to the Commissioner's Notice dated Sep. 21, 2004).
Office Action dated Dec. 10, 2010 for Russian Patent Application No. 2010501890.
Search Report dated Mar. 31, 2011 for Taiwan Patent Application No. 099303306.
U.S. Appl. No. 29/410,585 filed on Jan. 9, 2012 (which is not being furnished herewith, pursuant to the Commissioner's Notice dated Sep. 21, 2004).
U.S. Appl. No. 29/426,082 filed on Jun. 29, 2012 (which is not being furnished herewith, pursuant to the Commissioner's Notice dated Sep. 21, 2004).

* cited by examiner




FIG. 1

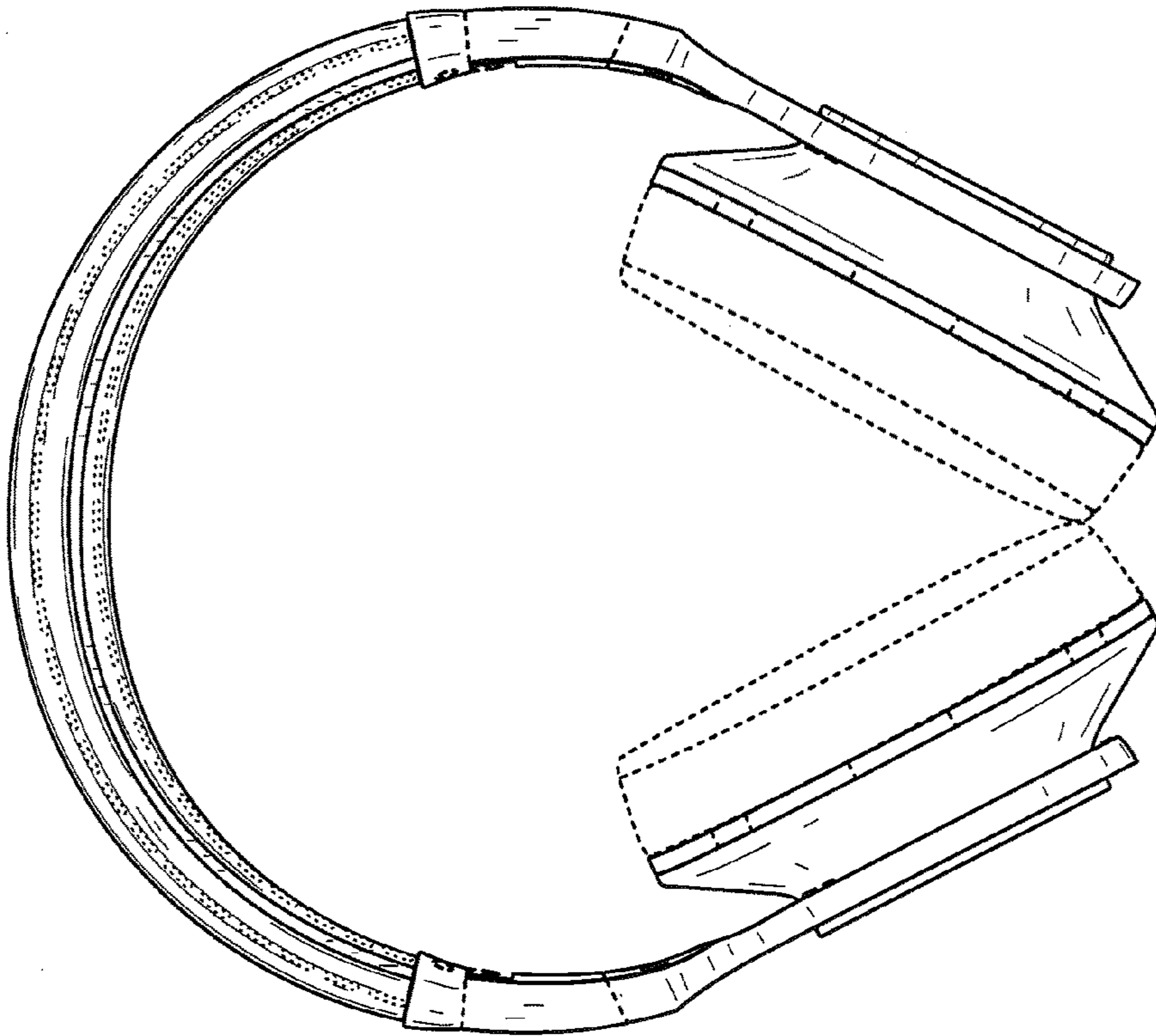


FIG. 3

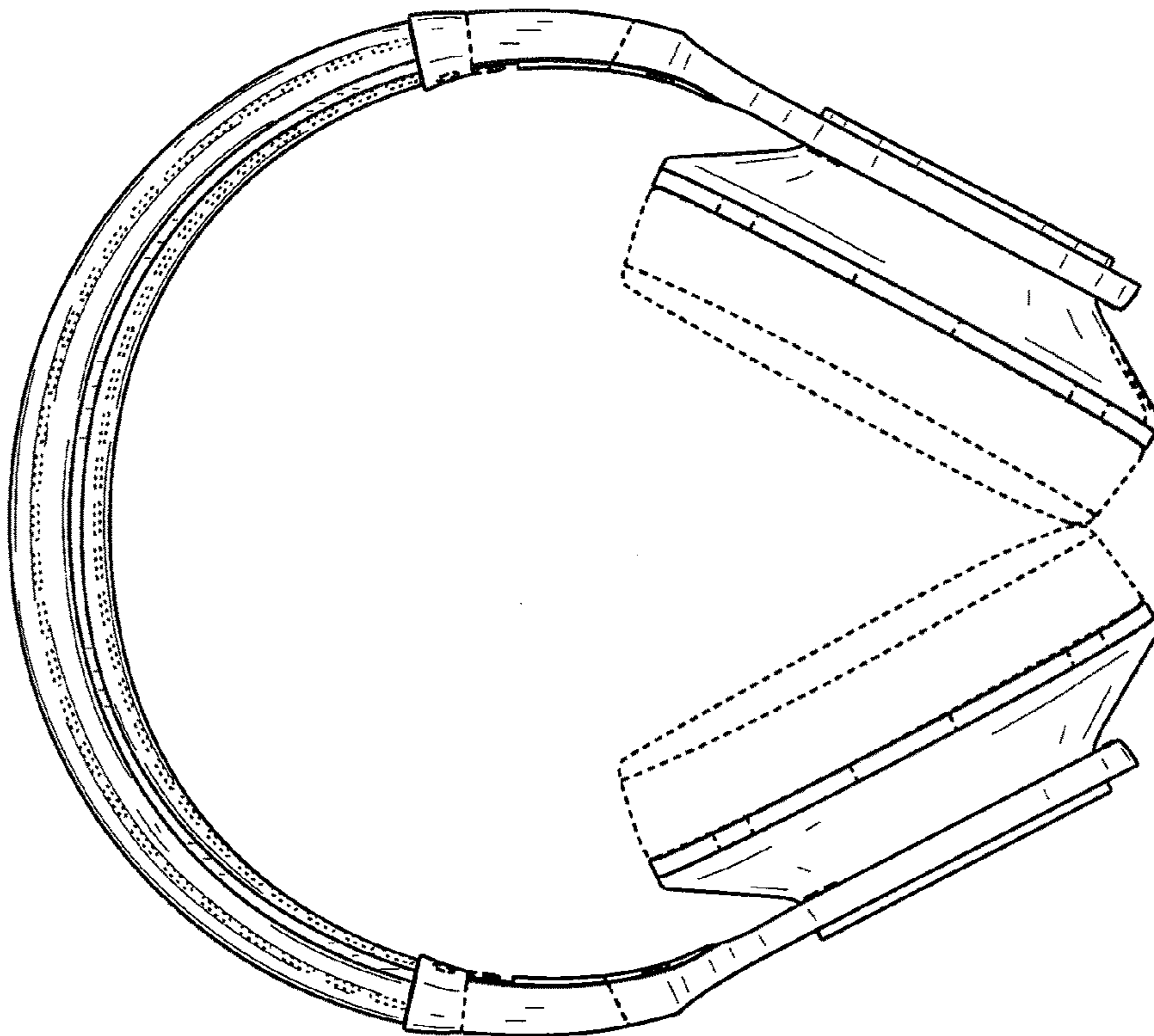


FIG. 2

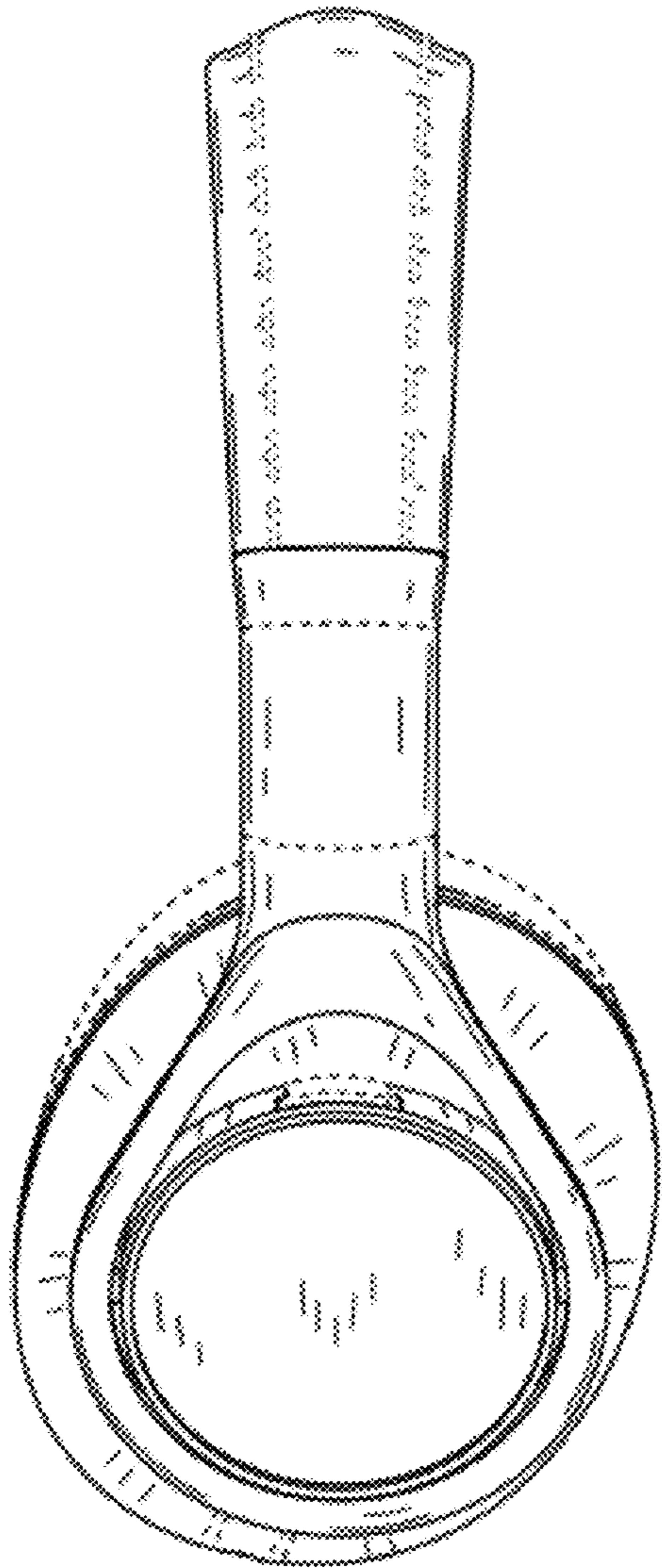


FIG. 4

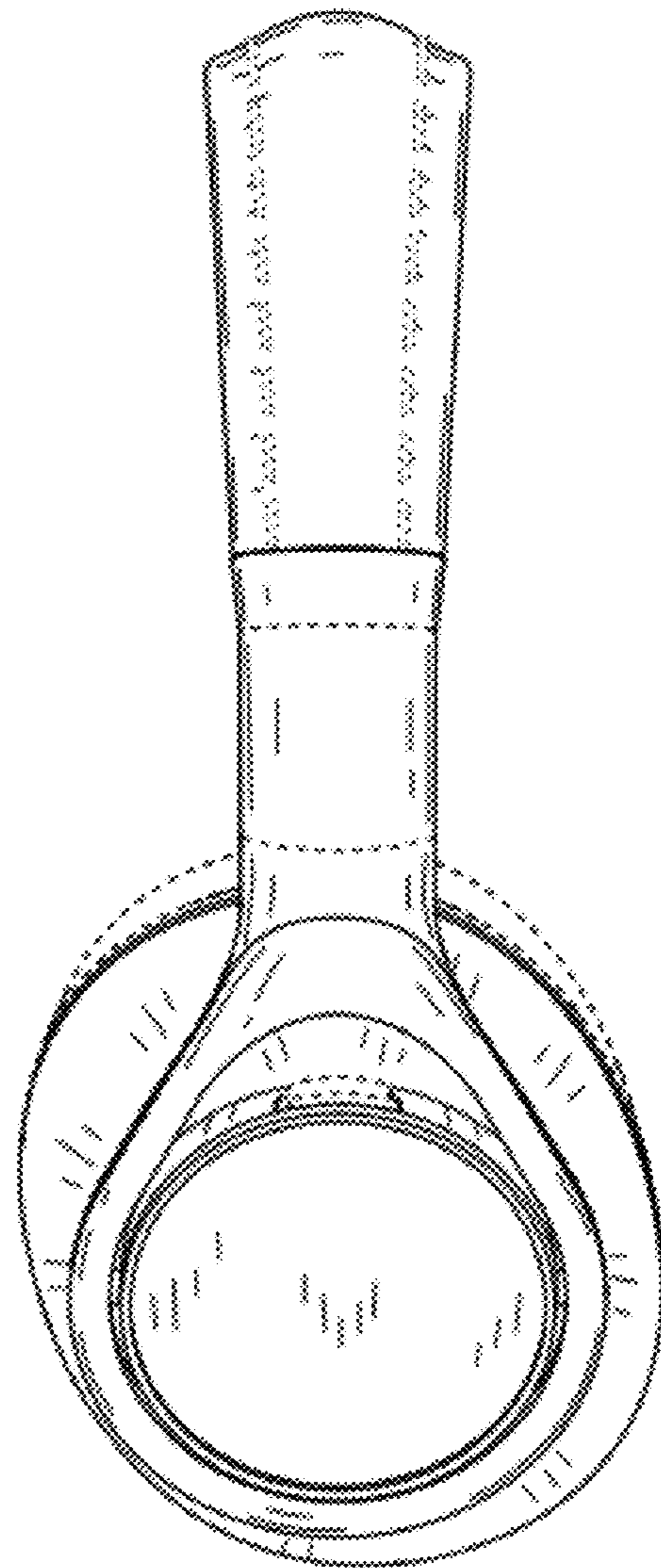


FIG. 5




FIG. 6

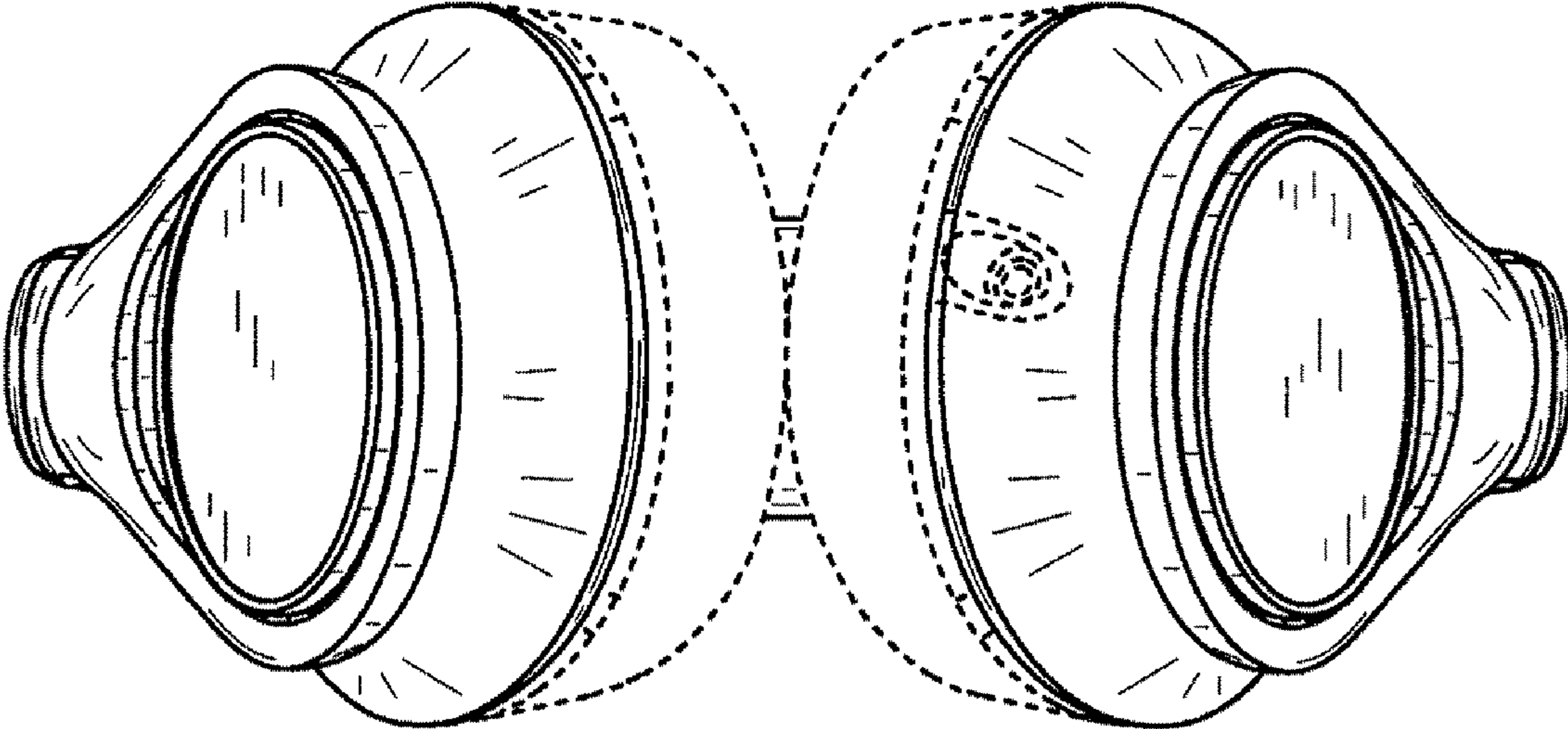


FIG. 7