



US00D674758S

(12) **United States Design Patent**
Wu et al.

(10) **Patent No.:** **US D674,758 S**
(45) **Date of Patent:** **** Jan. 22, 2013**

(54) **LIGHT EMITTING DIODE**
(75) Inventors: **Chia-Hao Wu**, Taipei (TW); **Chen-Hsiu Lin**, Taipei (TW); **Ming-Kun Weng**, Taipei (TW); **Yi-Chien Chang**, Taipei (TW)
(73) Assignees: **Silitek Electronic (Guangzhou) Co., Ltd.**, Guangzhou (CN); **Lite-On Technology Corp.**, Taipei (TW)

(**) Term: **14 Years**

(21) Appl. No.: **29/410,016**

(22) Filed: **Jan. 3, 2012**

(30) **Foreign Application Priority Data**

Oct. 31, 2011 (CN) 2011 3 0403882

(51) **LOC (9) Cl.** **13-03**

(52) **U.S. Cl.** **D13/180**

(58) **Field of Classification Search** D13/180;
D26/1, 2; 257/79, 80, 81, 88, 89, 95, 98,
257/99, 100, E33.058; 313/483, 498, 500;
362/555, 800

See application file for complete search history.

(56) **References Cited**

U.S. PATENT DOCUMENTS

6,686,609 B1 * 2/2004 Sung 257/100
6,858,870 B2 * 2/2005 Lee 257/79
7,067,848 B1 * 6/2006 Lee et al. 257/99
D615,504 S * 5/2010 Keller et al. D13/180
D622,683 S * 8/2010 Yamada D13/180
7,821,023 B2 * 10/2010 Yuan et al. 257/98
D628,169 S * 11/2010 Yamada D13/180
D631,019 S * 1/2011 Chan Wang et al. D13/180
D631,020 S * 1/2011 Chuang et al. D13/180
7,960,744 B2 * 6/2011 Seo et al. 257/89
D644,190 S * 8/2011 Shimizu et al. D13/180
D645,416 S * 9/2011 Kuwaharada et al. D13/180

D649,943 S * 12/2011 Kuwaharada et al. D13/180
D649,944 S * 12/2011 Kuwaharada et al. D13/180
D650,343 S * 12/2011 Andrews et al. D13/180
8,124,988 B2 * 2/2012 Peng 257/88
D656,906 S * 4/2012 Leung D13/180
D658,139 S * 4/2012 Andrews et al. D13/180
D660,257 S * 5/2012 Andrews et al. D13/180
D660,258 S * 5/2012 Hsu et al. D13/180
2002/0190262 A1 * 12/2002 Nitta et al. 257/99
2009/0108281 A1 * 4/2009 Keller et al. 257/98
2010/0117099 A1 * 5/2010 Leung 257/88
2010/0123144 A1 * 5/2010 Chao 257/88
2010/0127283 A1 * 5/2010 van de Ven et al. 257/89
2010/0140633 A1 * 6/2010 Emerson 257/88
2010/0140634 A1 * 6/2010 van de Ven et al. 257/88
2010/0252851 A1 * 10/2010 Emerson et al. 257/98
2011/0006317 A1 * 1/2011 McMillan 257/89
2011/0062482 A1 * 3/2011 Solomensky et al. 257/99
2011/0210346 A1 * 9/2011 Chen et al. 257/88
2011/0248289 A1 * 10/2011 Hsieh et al. 257/88
2012/0138967 A1 * 6/2012 Shimizu et al. 257/88
2012/0199852 A1 * 8/2012 Lowes et al. 257/88

* cited by examiner

Primary Examiner — Selina Sikder

(74) *Attorney, Agent, or Firm* — Rosenberg, Klein & Lee

(57) **CLAIM**

The ornamental design for light emitting diode, as shown and described.

DESCRIPTION

FIG. 1 is a perspective view of light emitting diode showing my new design;

FIG. 2 is a front elevational view thereof;

FIG. 3 is a rear elevational view thereof;

FIG. 4 is a left side elevational view thereof;

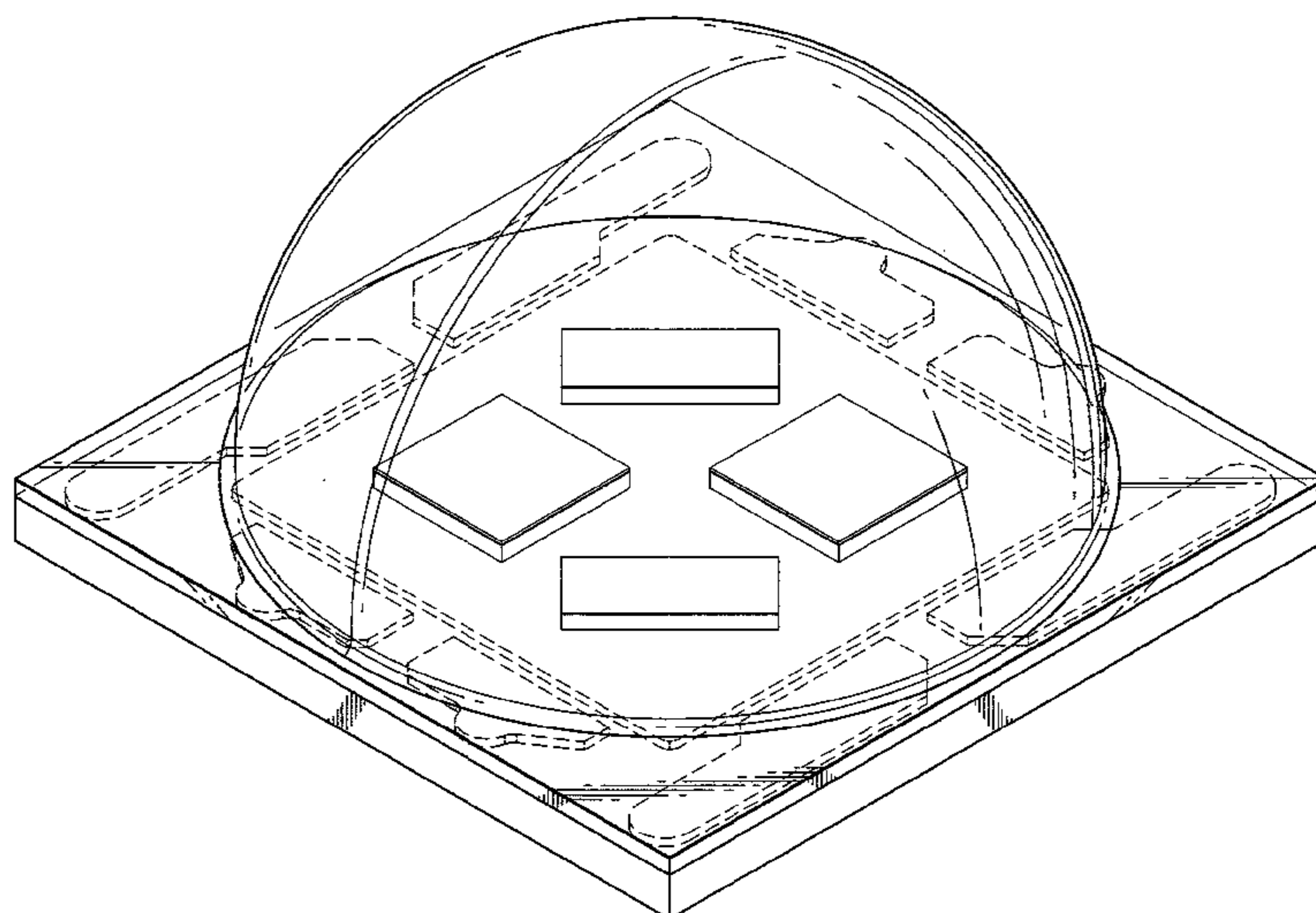
FIG. 5 is a right side elevational view thereof;

FIG. 6 is a top plan view thereof; and,

FIG. 7 is a bottom plan view thereof.

The portions shown in dashed lines are for illustrative purposes only and form no part of the claimed design.

1 Claim, 5 Drawing Sheets



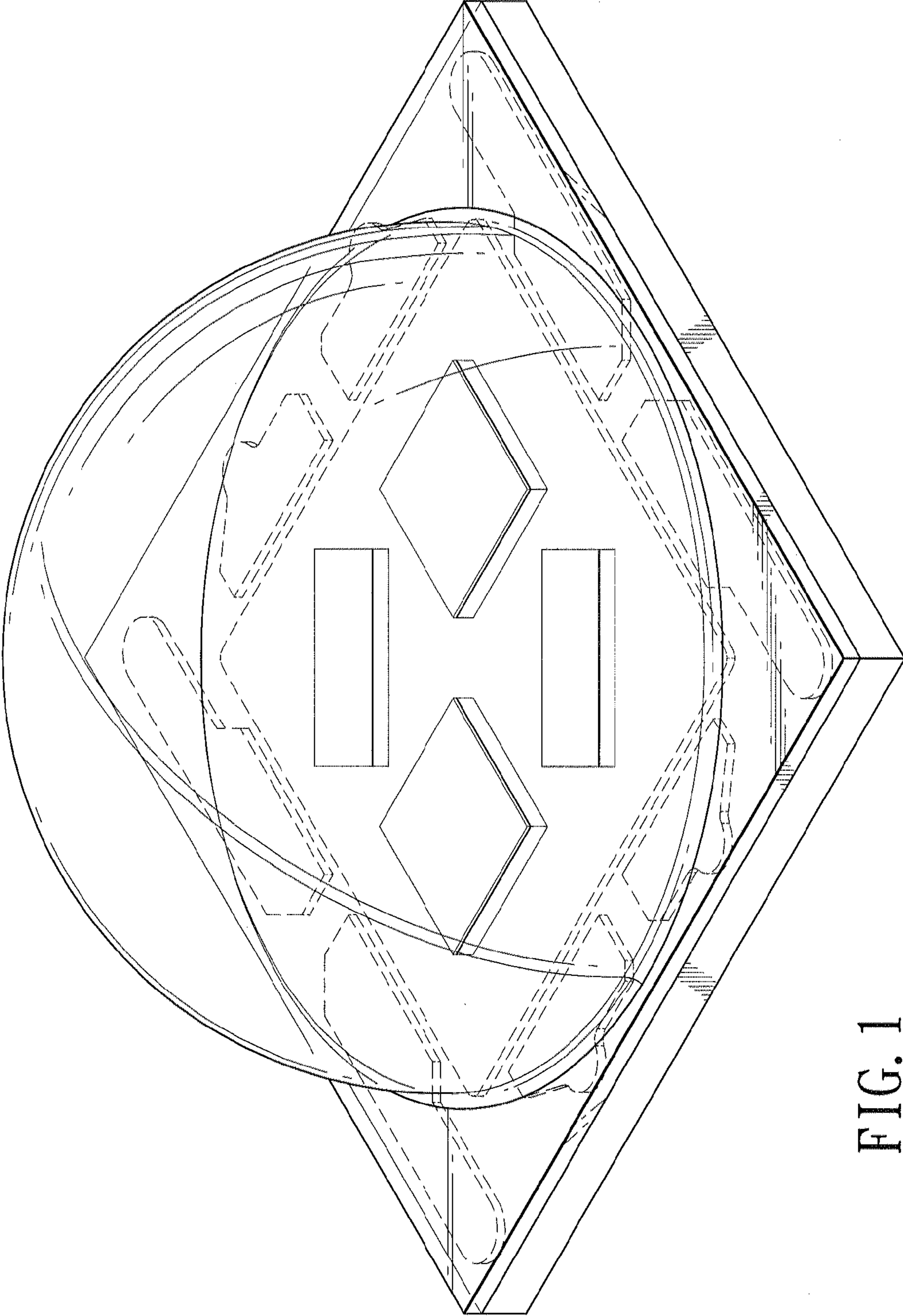


FIG. 1

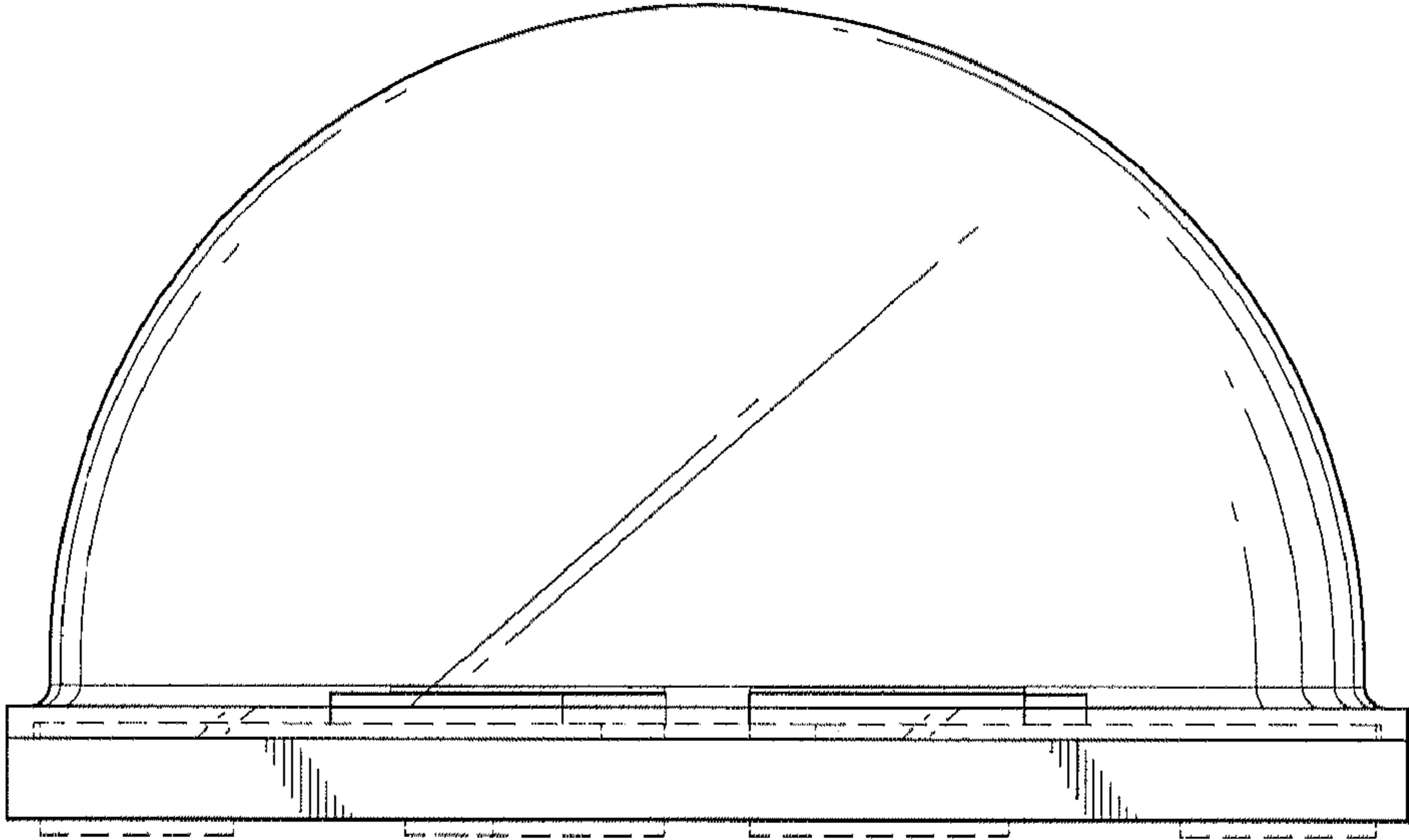


FIG. 2

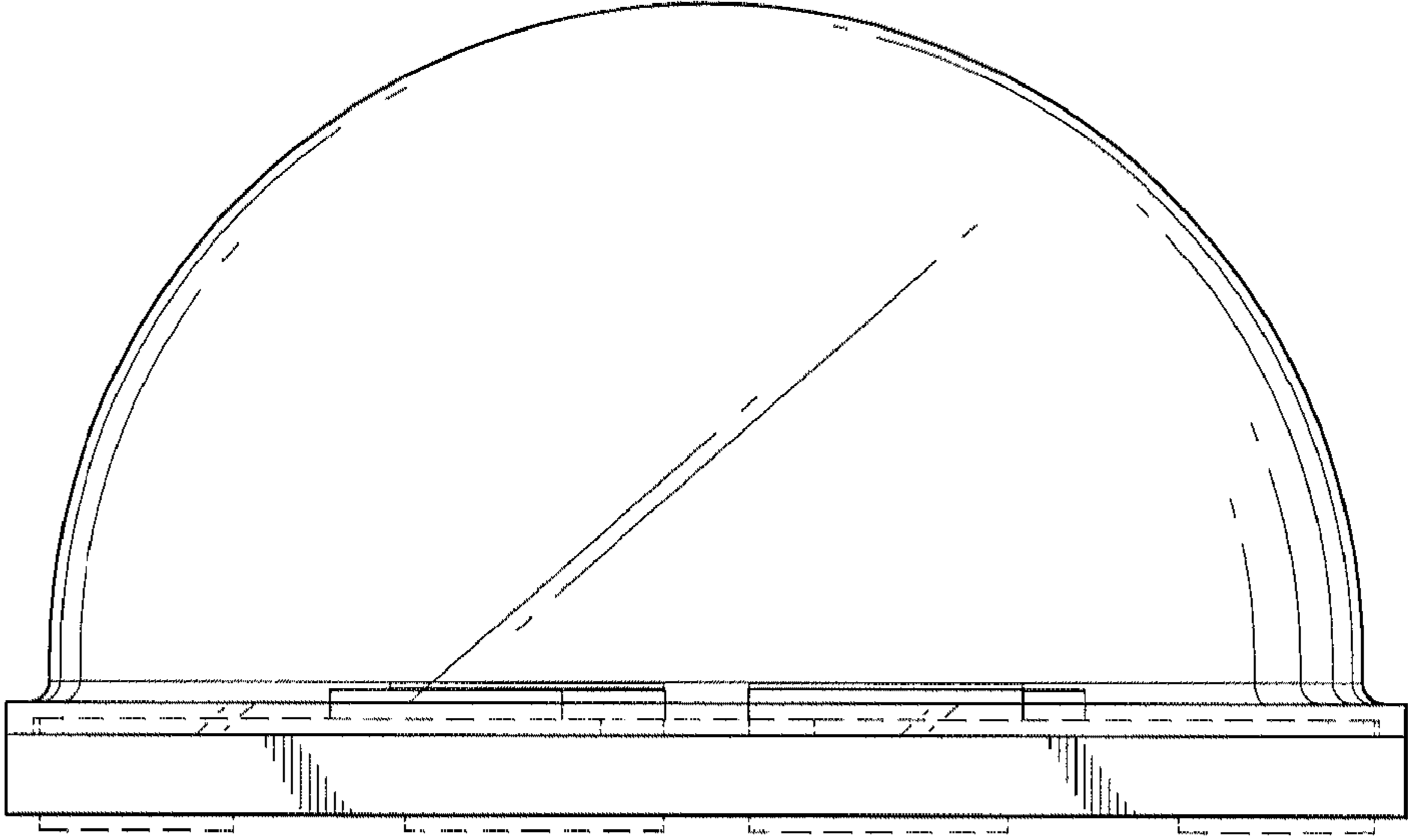


FIG. 3

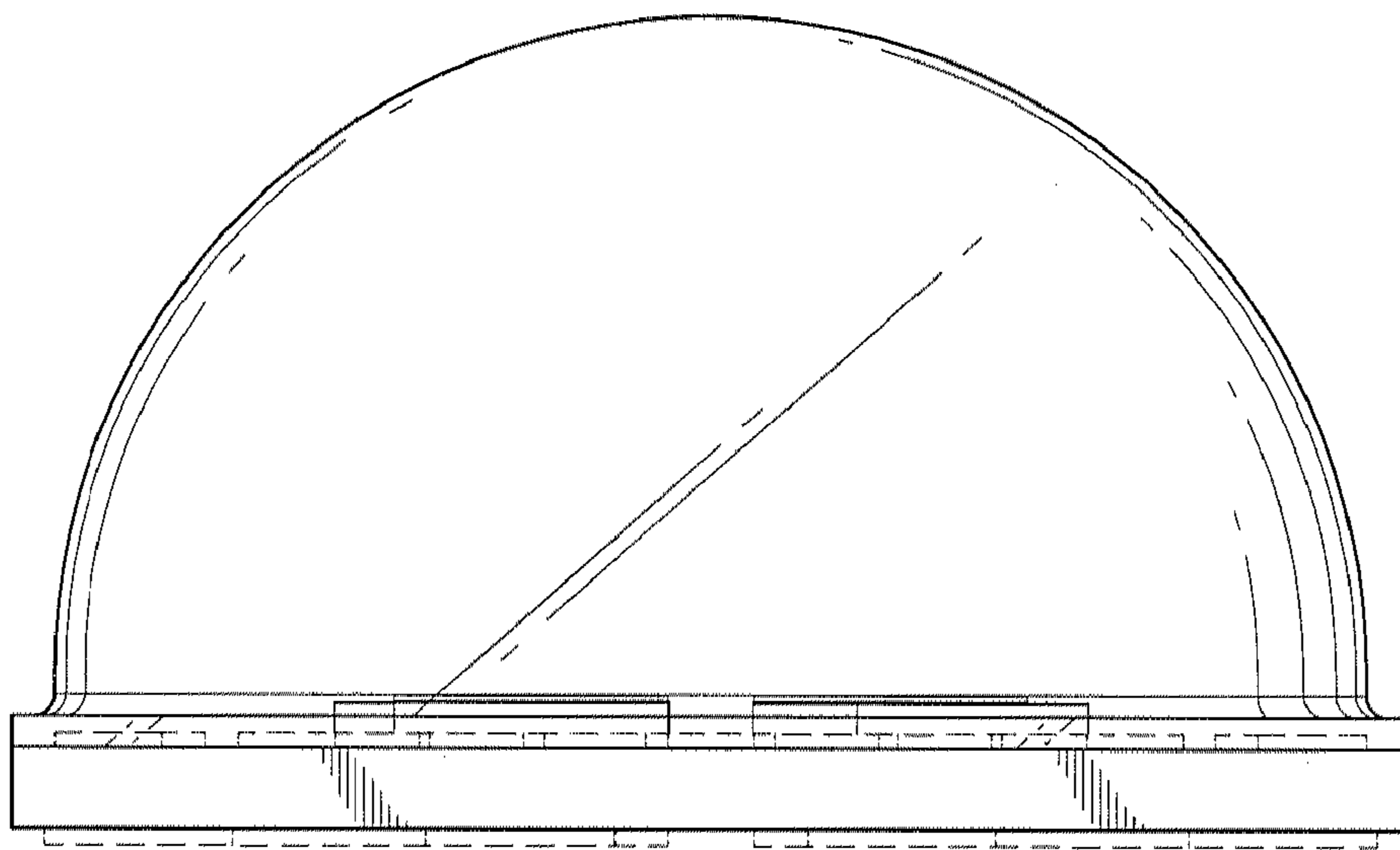


FIG. 4

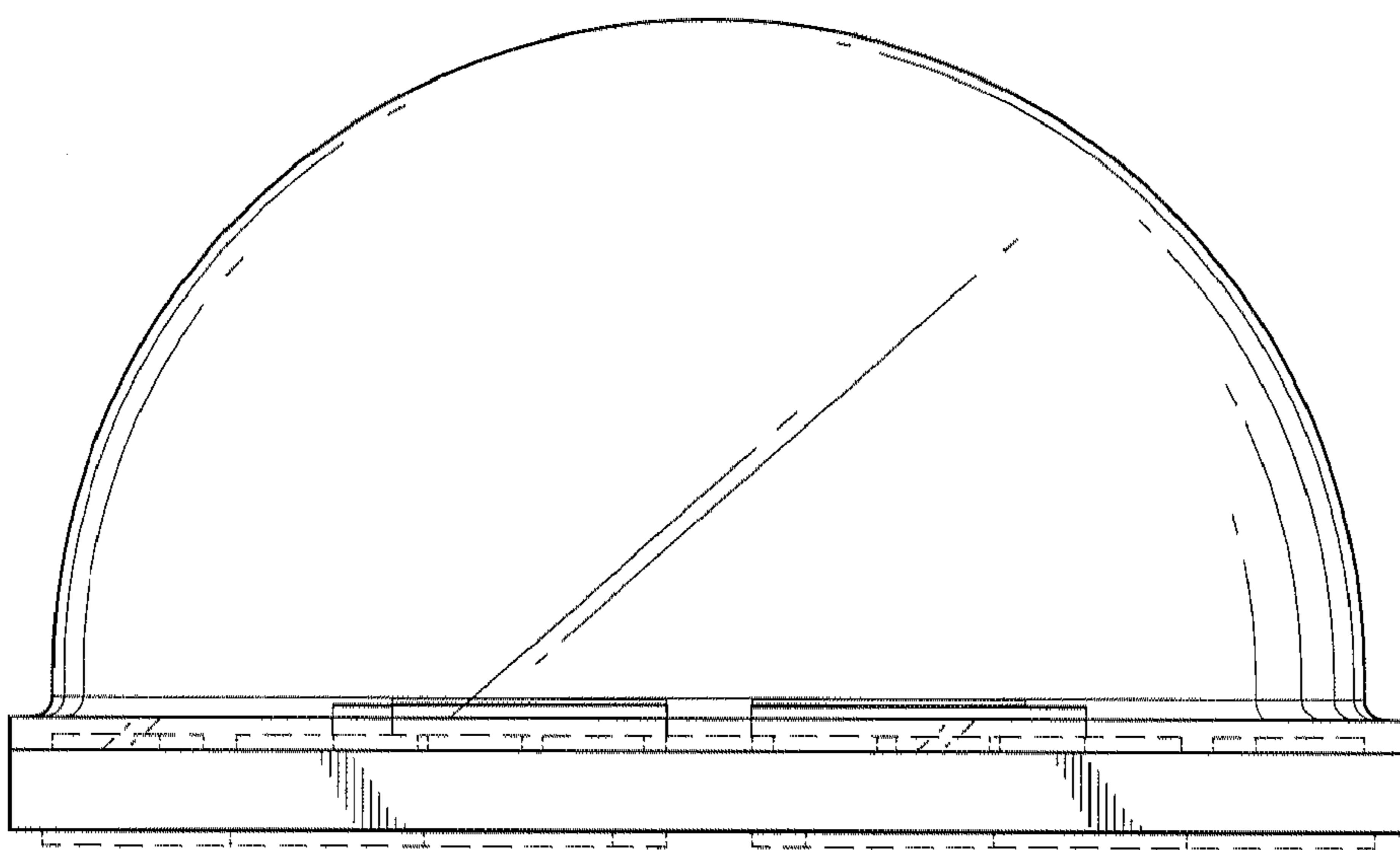


FIG. 5

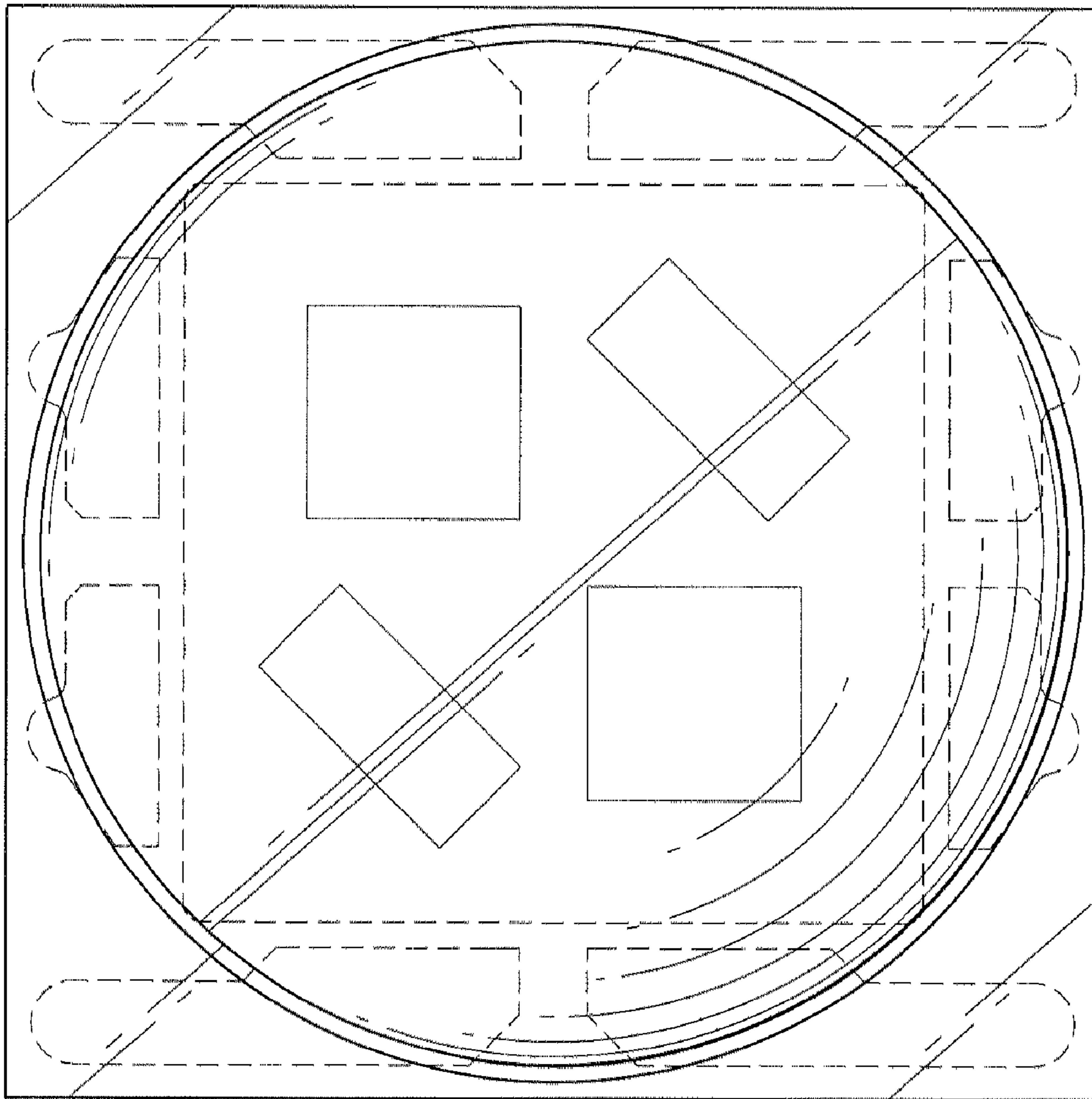


FIG. 6

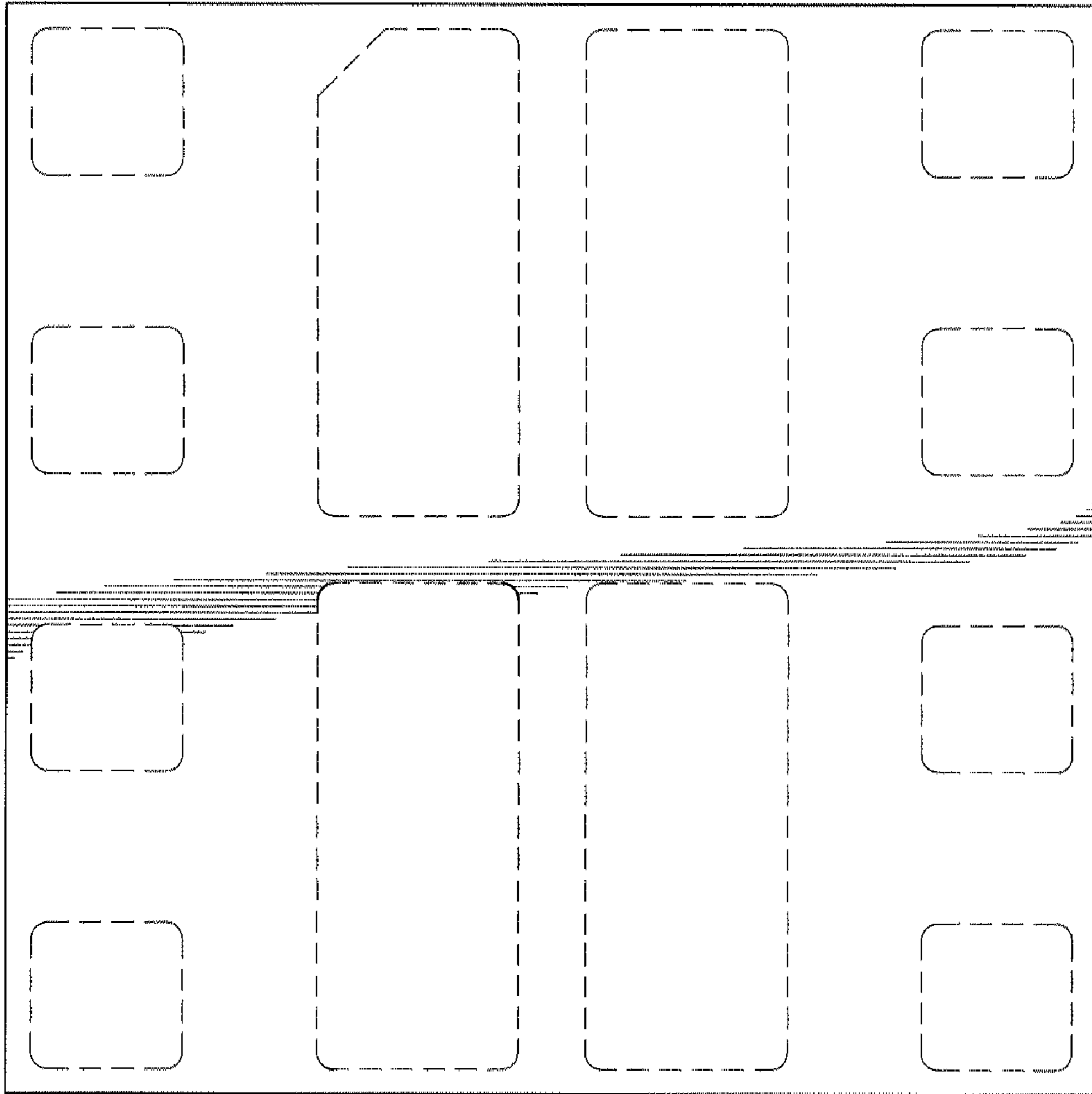


FIG. 7