



US00D674744S

(12) **United States Design Patent**  
**Miyazaki**

(10) **Patent No.:** **US D674,744 S**  
(45) **Date of Patent:** **\*\* Jan. 22, 2013**

(54) **TIRE**

(75) Inventor: **Tetsuji Miyazaki**, Osaka (JP)

(73) Assignee: **Toyo Tire & Rubber Co., Ltd.**, Osaka (JP)

(\*\*) Term: **14 Years**

(21) Appl. No.: **29/411,750**

(22) Filed: **Jan. 25, 2012**

(30) **Foreign Application Priority Data**

Nov. 18, 2011 (JP) ..... 2011-026767

(51) **LOC (9) Cl.** ..... **12-15**

(52) **U.S. Cl.** ..... **D12/605**

(58) **Field of Classification Search** ..... D12/500-501,  
D12/544, 579, 600-605; 152/523-524, DIG. 12,  
152/555; D7/588, 396.4-396.5  
See application file for complete search history.

(56) **References Cited**

**U.S. PATENT DOCUMENTS**

D450,034 S *	11/2001	Kajikawa	.....	D12/605
D593,487 S *	6/2009	Takahashi	.....	D12/605
D608,275 S *	1/2010	Maxwell	.....	D12/605
D632,641 S *	2/2011	Sato	.....	D12/605
D639,728 S *	6/2011	Ohashi	.....	D12/605
D640,187 S *	6/2011	Fontaine et al.	.....	D12/605
D662,465 S *	6/2012	Takano	.....	D12/605
D668,210 S *	10/2012	Sato	.....	D12/605

**FOREIGN PATENT DOCUMENTS**

JP	D1257249	12/2005
JP	D1333521	6/2008
JP	D1366846	8/2009

\* cited by examiner

*Primary Examiner* — Stacia Cadmus

(74) *Attorney, Agent, or Firm* — Sterne, Kessler, Goldstein & Fox PLLC

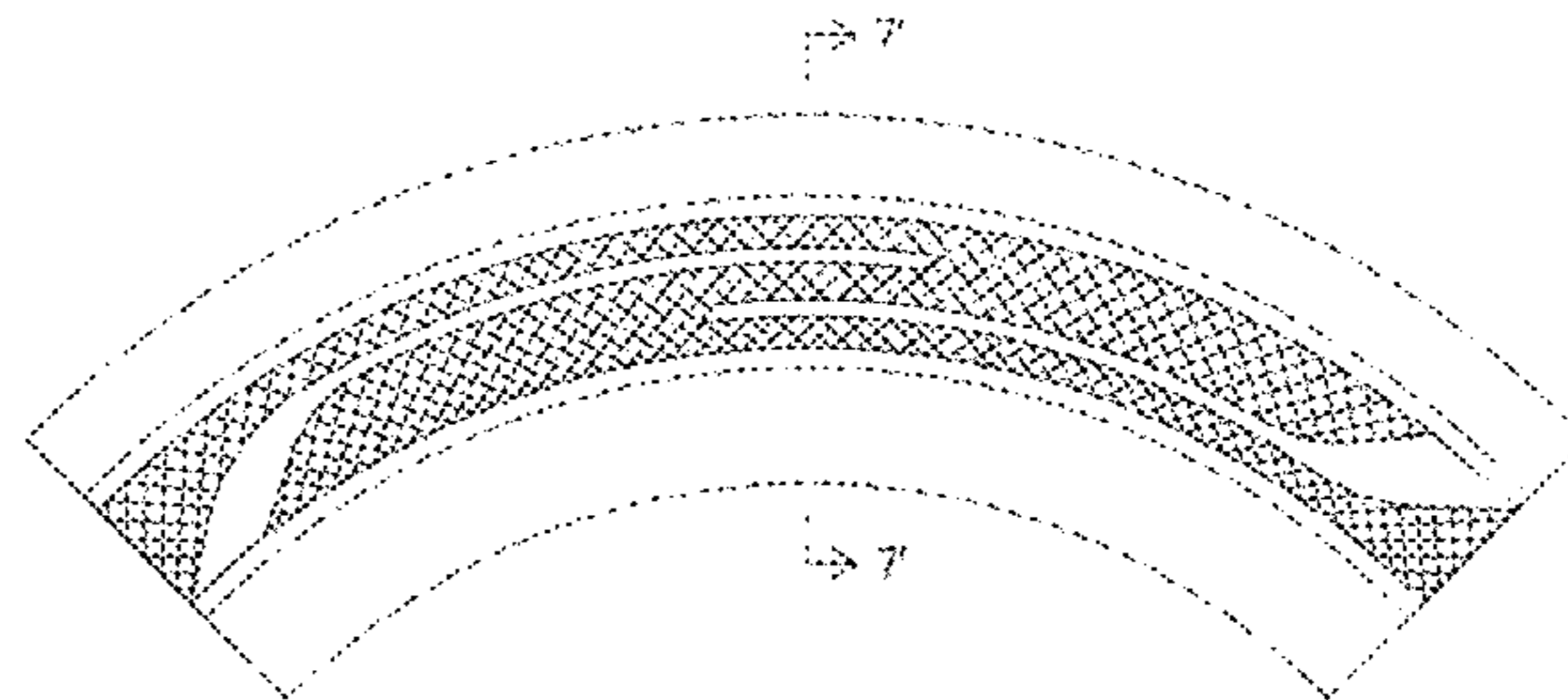
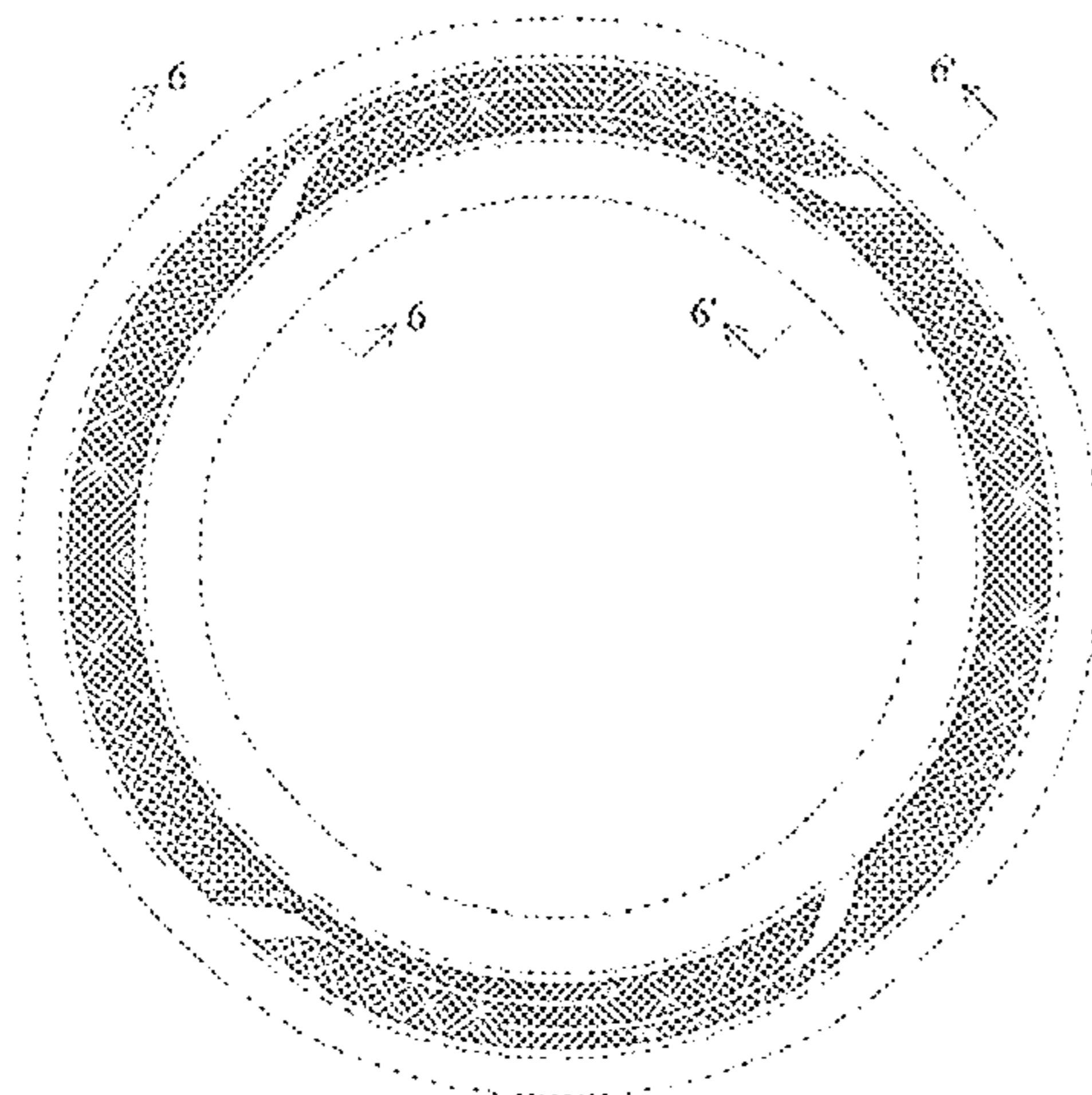
(57) **CLAIM**

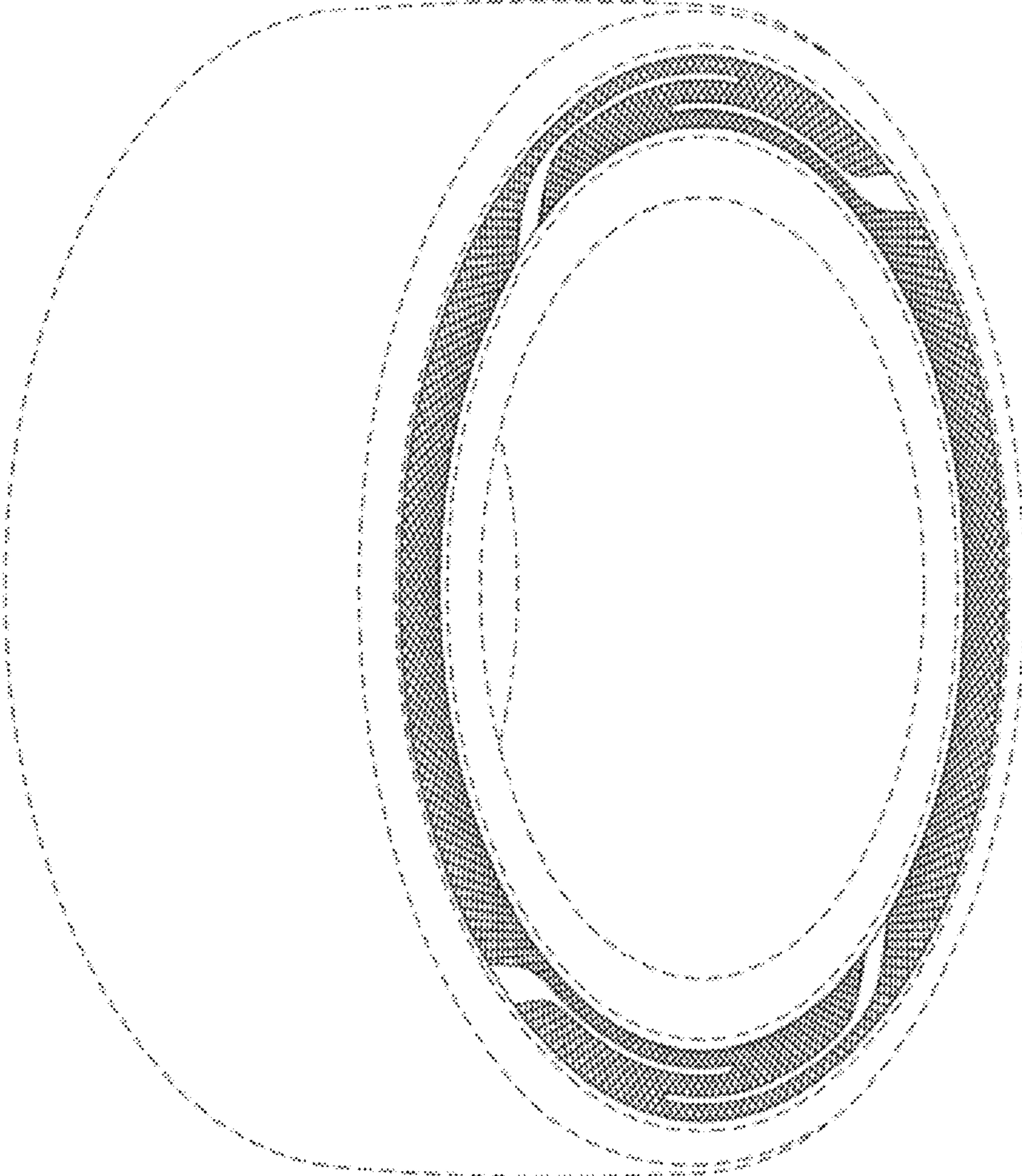
The ornamental design for a tire, as shown and described.

**DESCRIPTION**

FIG. 1 is a perspective view of a tire showing my new design;  
 FIG. 2 is a front view thereof;  
 FIG. 3 is a rear view thereof;  
 FIG. 4 is a top plan view thereof, for which the bottom plan view is a mirror image;  
 FIG. 5 is a left side view thereof, for which the right side view is a mirror image;  
 FIG. 6 is an enlarged view taken along line 6-6 and 6'-6' in FIG. 2; and,  
 FIG. 7 is a cross-sectional view taken along line 7-7 in FIG. 4 and line 7'-7' in FIG. 6.  
 In the drawings, the broken lines defining portions of the tire tread, sidewall, and inner bead depict environmental subject matter that forms no part of the claimed design.

**1 Claim, 5 Drawing Sheets**





**FIG. 1**

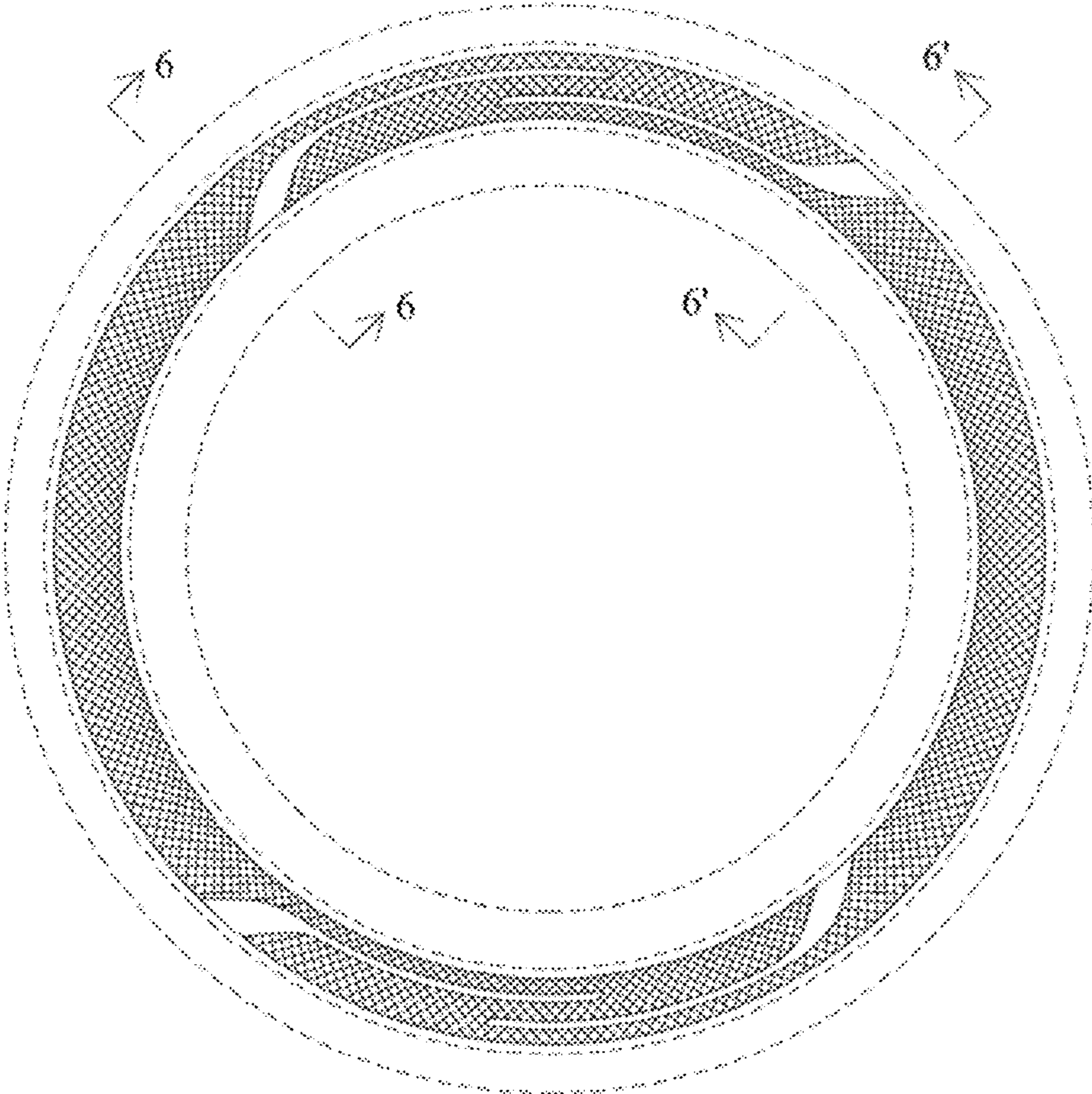
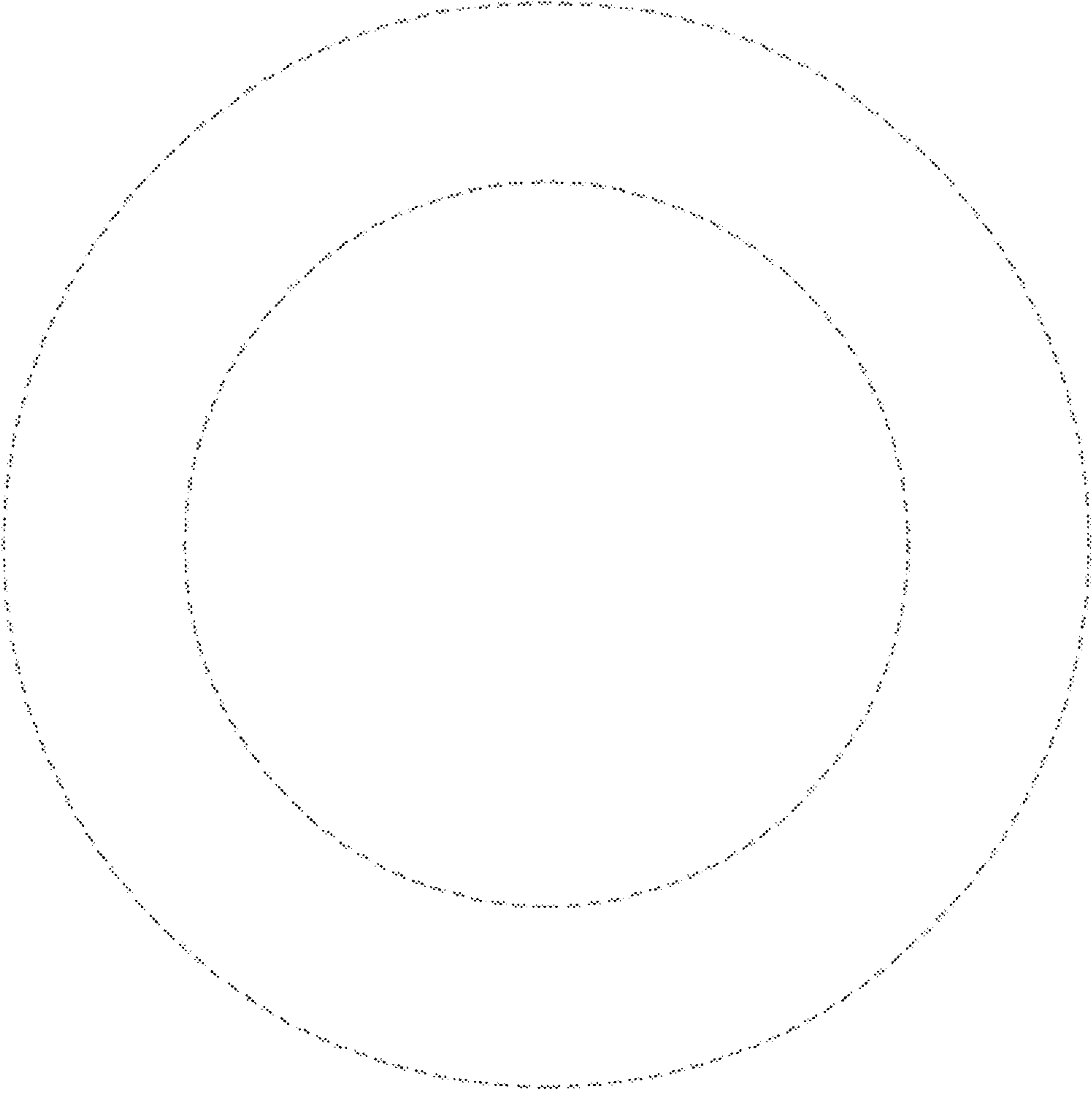


FIG. 2






**FIG. 3**



**FIG. 4**



**FIG. 5**

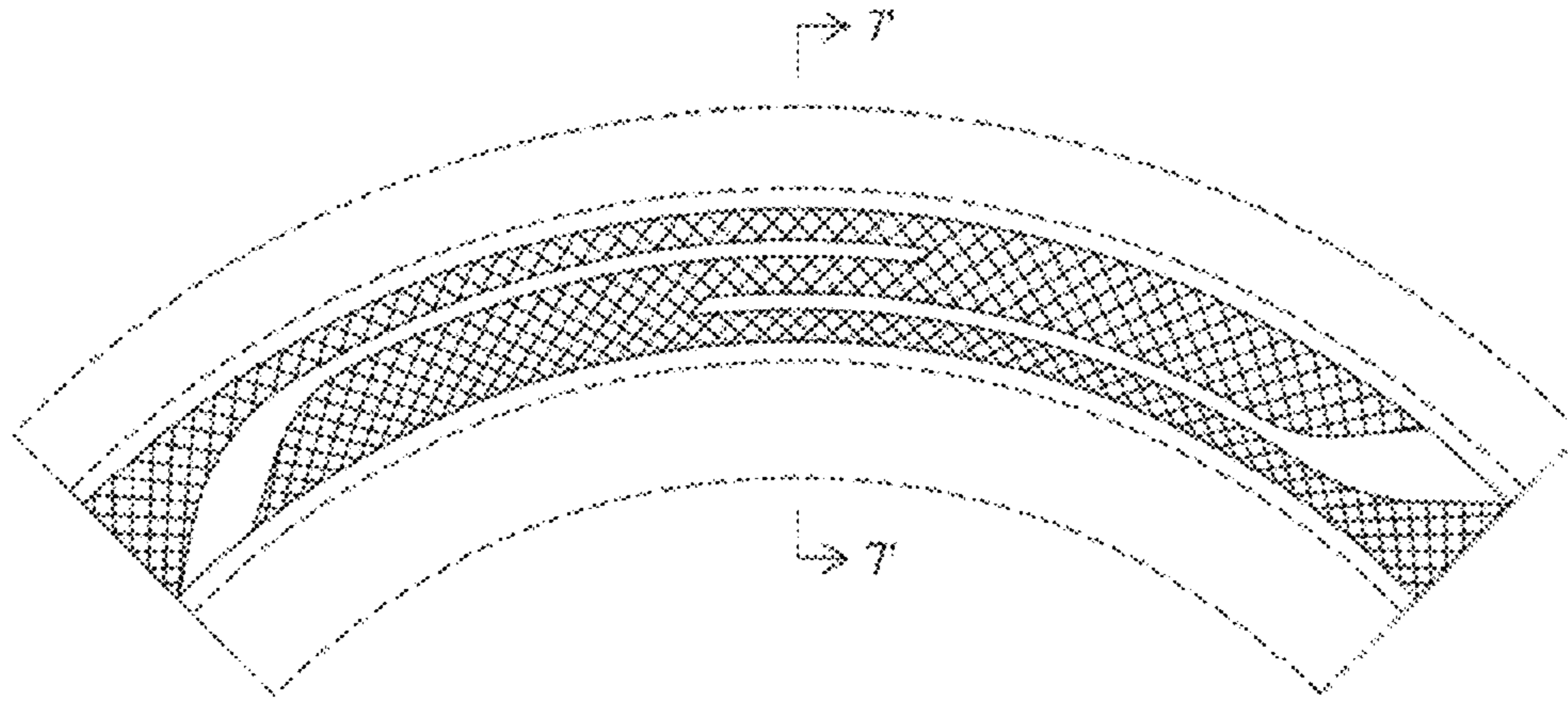


FIG. 6



FIG. 7