



US00D674737S

(12) **United States Design Patent**
Lamour

(10) **Patent No.:** **US D674,737 S**
(45) **Date of Patent:** **** Jan. 22, 2013**

(54) **TIRE**
(75) Inventor: **Maxime Lamour**, Montluçon (FR)
(73) Assignee: **The Goodyear Tire & Rubber Company**, Akron, OH (US)
(**) Term: **14 Years**

D528,971 S 9/2006 Board et al. D12/535
D542,215 S 5/2007 Jackson et al. D12/535
D554,044 S 10/2007 Shibamoto D12/535
D554,048 S 10/2007 Matsunami et al. D12/535
D555,073 S 11/2007 Zawistowski et al. D12/535
D555,074 S 11/2007 Zawistowski et al. D12/535
D557,198 S 12/2007 Matsunami et al. D12/535
D558,130 S 12/2007 Steinbach D12/535
D565,499 S * 4/2008 Itoi et al. D12/535

(Continued)

(21) Appl. No.: **29/430,502**
(22) Filed: **Aug. 27, 2012**
(51) **LOC (9) Cl.** **12-15**
(52) **U.S. Cl.** **D12/535**
(58) **Field of Classification Search** D12/533–537,
D12/569–572, 900–901, 563; 152/209.1–209.9,
152/209.11–209.19, 209.21–209.28, 455
See application file for complete search history.

Primary Examiner — Stacia Cadmus
(74) *Attorney, Agent, or Firm* — Richard B. O’Planick

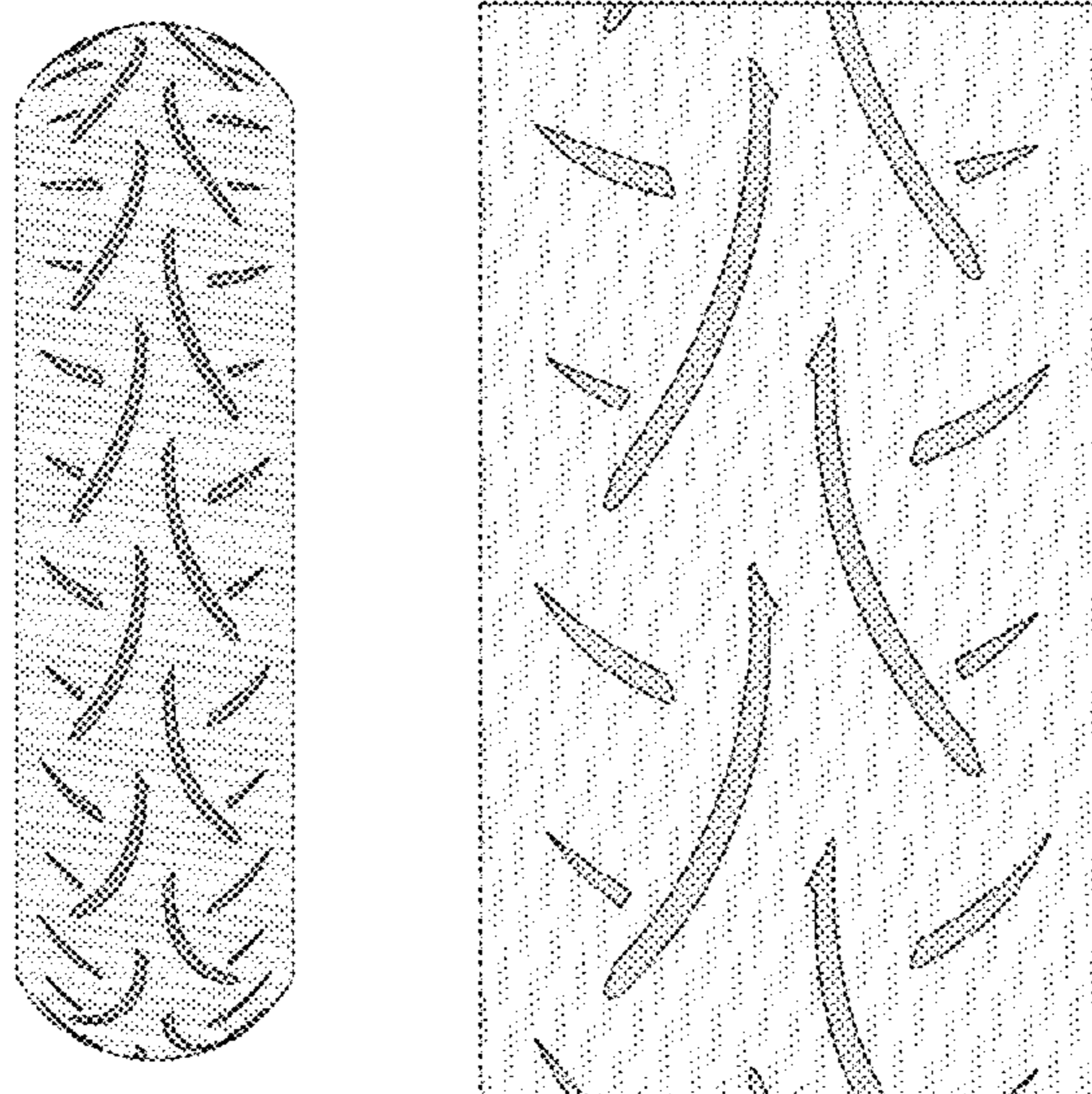
(57) **CLAIM**
The ornamental design for a tire, as shown and described.

DESCRIPTION

FIG. 1 is a perspective view of a tire showing my new design, it being understood that the pattern repeats uniformly throughout the circumference of the tread;
FIG. 2 is a front elevational view thereof;
FIG. 3 is a right side elevational view thereof; the other side being a mirror image thereof;
FIG. 4 is an enlarged fragmentary front elevational view thereof;
FIG. 5 is a perspective view of a second embodiment of a tire showing my new design, it being understood that the pattern repeats uniformly throughout the circumference of the tread and that the opposite side view is a mirror image thereof; and,
FIG. 6 is a front elevational view of a second embodiment, it being understood that an enlarged fragmentary view thereof would be substantially identical to that shown in FIG. 4, with the exception of the inclusion of the sidewall in solid lines.
In the drawings, the broken lines showing of the sidewall, inner bead and the peripheral boundary between the tire tread and the sidewall in FIGS. 1 through 4 depict environmental subject matter and form no part of the claimed design.

(56) **References Cited**
U.S. PATENT DOCUMENTS
D294,932 S * 3/1988 Hayama D12/535
D346,351 S 4/1994 Suzuki D12/151
D346,352 S 4/1994 Suzuki D12/147
D420,312 S 2/2000 Hara D12/151
D434,353 S 11/2000 Jackson et al. D12/136
D455,708 S * 4/2002 Yuze D12/535
D458,211 S 6/2002 Ito D12/535
D490,360 S 5/2004 Jackson et al. D12/535
D499,374 S 12/2004 Jackson et al. D12/535
D502,442 S 3/2005 Brown et al. D12/535
D502,681 S * 3/2005 Miyasaka D12/535
D505,381 S 5/2005 Brown et al. D12/535
D522,444 S 6/2006 Jackson et al. D12/535
D522,445 S 6/2006 Shibamoto D12/535
D522,449 S 6/2006 Toyozawa et al. D12/535
D522,958 S 6/2006 Matsunami et al. D12/535
D522,960 S 6/2006 Matsunami et al. D12/535
D523,390 S 6/2006 Matsunami et al. D12/535
D524,724 S 7/2006 Itoi D12/535
D528,066 S 9/2006 Shibamoto D12/535
D528,970 S 9/2006 Board et al. D12/535

1 Claim, 6 Drawing Sheets



US D674,737 S

Page 2

U.S. PATENT DOCUMENTS

D566,039 S	4/2008	Itoi	D12/535	D619,956 S *	7/2010	Hayashi et al.	D12/535
D569,787 S	5/2008	Shibamoto et al.	D12/535	D629,740 S	12/2010	Board	D12/535
D571,710 S	6/2008	Shibamoto et al.	D12/535	D630,160 S	1/2011	Board	D12/535
D579,856 S	11/2008	Watkins et al.	D12/535	D635,504 S *	4/2011	Nakamura	D12/535
D579,857 S	11/2008	Kumamoto	D12/535	D637,139 S *	5/2011	Nakamura	D12/535
D579,858 S	11/2008	Kumamoto	D12/535	D639,232 S *	6/2011	Sugimoto et al.	D12/535
D587,645 S	3/2009	Steinbach	D12/535	D640,964 S	7/2011	Takenaka	D12/535
D600,631 S *	9/2009	Kumamoto	D12/535	D644,166 S *	8/2011	Yoshiya	D12/535
D601,943 S	10/2009	Shibamoto	D12/535	D659,078 S	5/2012	Takenaka	D12/535
D612,322 S	3/2010	Shibamoto	D12/535	D659,079 S	5/2012	Takenaka	D12/535

* cited by examiner

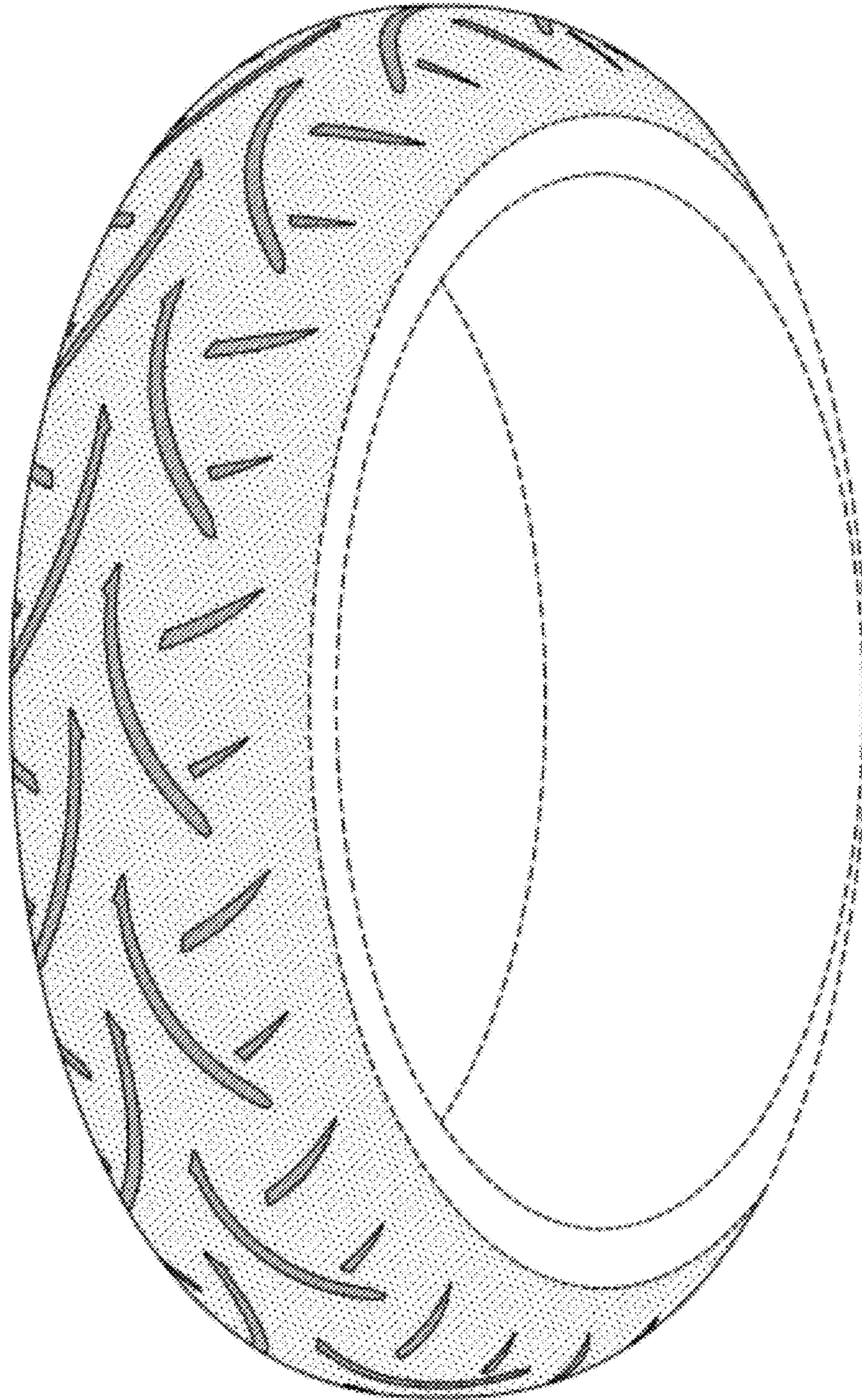


FIG-1




FIG-2

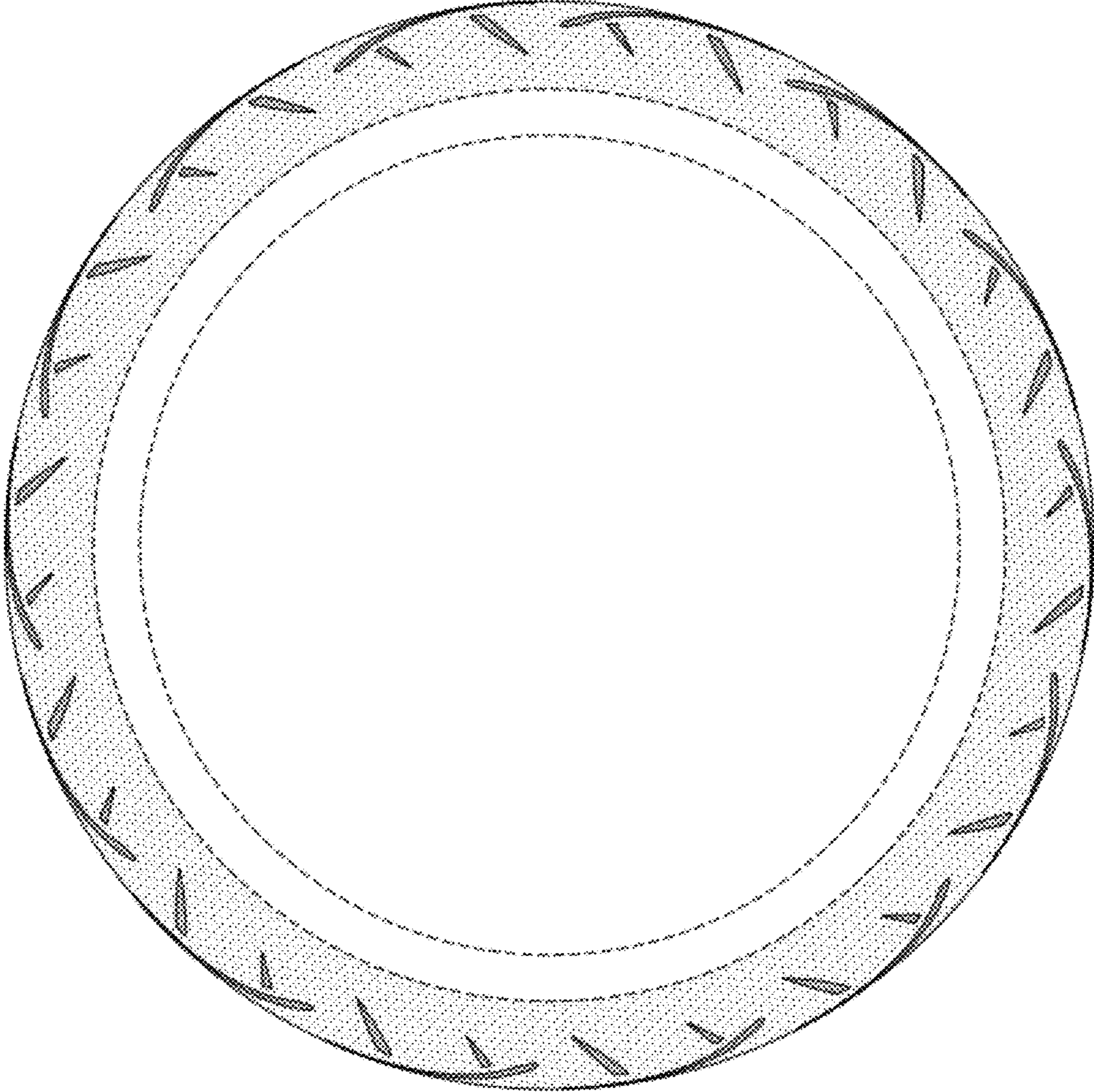


FIG-3




FIG-4



FIG-5



FIG-6