



US00D674736S

(12) **United States Design Patent**  
**Lamour**

(10) **Patent No.:** **US D674,736 S**  
(45) **Date of Patent:** **\*\* Jan. 22, 2013**

(54) **TIRE**  
(75) Inventor: **Maxime Lamour**, Montluçon (FR)  
(73) Assignee: **The Goodyear Tire & Rubber Company**, Akron, OH (US)  
(\*\*) Term: **14 Years**

D528,971 S 9/2006 Board et al. .... D12/535  
D542,215 S 5/2007 Jackson et al. .... D12/535  
D554,044 S 10/2007 Shibamoto ..... D12/535  
D554,048 S 10/2007 Matsunami et al. .... D12/535  
D555,073 S 11/2007 Zawistowski et al. .... D12/535  
D555,074 S 11/2007 Zawistowski et al. .... D12/535  
D557,198 S 12/2007 Matsunami et al. .... D12/535  
D558,130 S 12/2007 Steinbach ..... D12/535  
D565,499 S \* 4/2008 Itoi et al. .... D12/535

(Continued)

(21) Appl. No.: **29/430,500**  
(22) Filed: **Aug. 27, 2012**  
(51) **LOC (9) Cl.** ..... **12-15**  
(52) **U.S. Cl.** ..... **D12/535**  
(58) **Field of Classification Search** ..... D12/533-537,  
D12/569-572, 900-901, 563; 152/209.1-209.9,  
152/209.11-209.19, 209.21-209.28, 455  
See application file for complete search history.

*Primary Examiner* — Stacia Cadmus  
(74) *Attorney, Agent, or Firm* — Richard B. O'Planick

(57) **CLAIM**  
The ornamental design for a tire, as shown and described.

**DESCRIPTION**



FIG. 1 is a perspective view of a tire showing my new design, it being understood that the pattern repeats uniformly throughout the circumference of the tread;  
FIG. 2 is a front elevational view thereof;  
FIG. 3 is a right side elevational view thereof; the other side being a mirror image thereof;  
FIG. 4 is an enlarged fragmentary front elevational view thereof;  
FIG. 5 is a perspective view of a second embodiment of a tire showing my new design, it being understood that the pattern repeats uniformly throughout the circumference of the tread and that the opposite side view is a mirror image thereof; and,  
FIG. 6 is a front elevational view of a second embodiment, it being understood that an enlarged fragmentary view thereof would be substantially identical to that shown in FIG. 4, with the exception of the inclusion of the sidewall in solid lines.  
In the drawings, the broken lines showing of the sidewall, inner bead and the peripheral boundary between the tire tread and the sidewall in FIGS. 1 through 4 depict environmental subject matter and form no part of the claimed design.

(56) **References Cited**

U.S. PATENT DOCUMENTS

D294,932 S *	3/1988	Hayama	.....	D12/535
D346,351 S	4/1994	Suzuki	.....	D12/151
D346,352 S	4/1994	Suzuki	.....	D12/147
D420,312 S	2/2000	Hara	.....	D12/151
D434,353 S	11/2000	Jackson et al.	.....	D12/136
D455,708 S *	4/2002	Yuze	.....	D12/535
D458,211 S	6/2002	Ito	.....	D12/535
D490,360 S	5/2004	Jackson et al.	.....	D12/535
D499,374 S	12/2004	Jackson et al.	.....	D12/535
D502,442 S	3/2005	Brown et al.	.....	D12/535
D502,681 S *	3/2005	Miyasaka	.....	D12/535
D505,381 S	5/2005	Brown et al.	.....	D12/535
D522,444 S	6/2006	Jackson et al.	.....	D12/535
D522,445 S	6/2006	Shibamoto	.....	D12/535
D522,449 S	6/2006	Toyozawa et al.	.....	D12/535
D522,958 S	6/2006	Matsunami et al.	.....	D12/535
D522,960 S	6/2006	Matsunami et al.	.....	D12/535
D523,390 S	6/2006	Matsunami et al.	.....	D12/535
D524,724 S	7/2006	Itoi	.....	D12/535
D528,066 S	9/2006	Shibamoto	.....	D12/535
D528,970 S	9/2006	Board et al.	.....	D12/535

**1 Claim, 6 Drawing Sheets**



# US D674,736 S

Page 2

---

## U.S. PATENT DOCUMENTS

D566,039 S	4/2008	Itoi .....	D12/535	D619,956 S *	7/2010	Hayashi et al. ....	D12/535
D569,787 S	5/2008	Shibamoto et al. ....	D12/535	D629,740 S	12/2010	Board .....	D12/535
D571,710 S	6/2008	Shibamoto et al. ....	D12/535	D630,160 S	1/2011	Board .....	D12/535
D579,856 S	11/2008	Watkins et al. ....	D12/535	D635,504 S *	4/2011	Nakamura .....	D12/535
D579,857 S	11/2008	Kumamoto .....	D12/535	D637,139 S *	5/2011	Nakamura .....	D12/535
D579,858 S	11/2008	Kumamoto .....	D12/535	D639,232 S *	6/2011	Sugimoto et al. ....	D12/535
D587,645 S	3/2009	Steinbach .....	D12/535	D640,964 S	7/2011	Takenaka .....	D12/535
D600,631 S *	9/2009	Kumamoto .....	D12/535	D644,166 S *	8/2011	Yoshiya .....	D12/535
D601,943 S	10/2009	Shibamoto .....	D12/535	D659,078 S	5/2012	Takenaka .....	D12/535
D612,322 S	3/2010	Shibamoto .....	D12/535	D659,079 S	5/2012	Takenaka .....	D12/535

\* cited by examiner

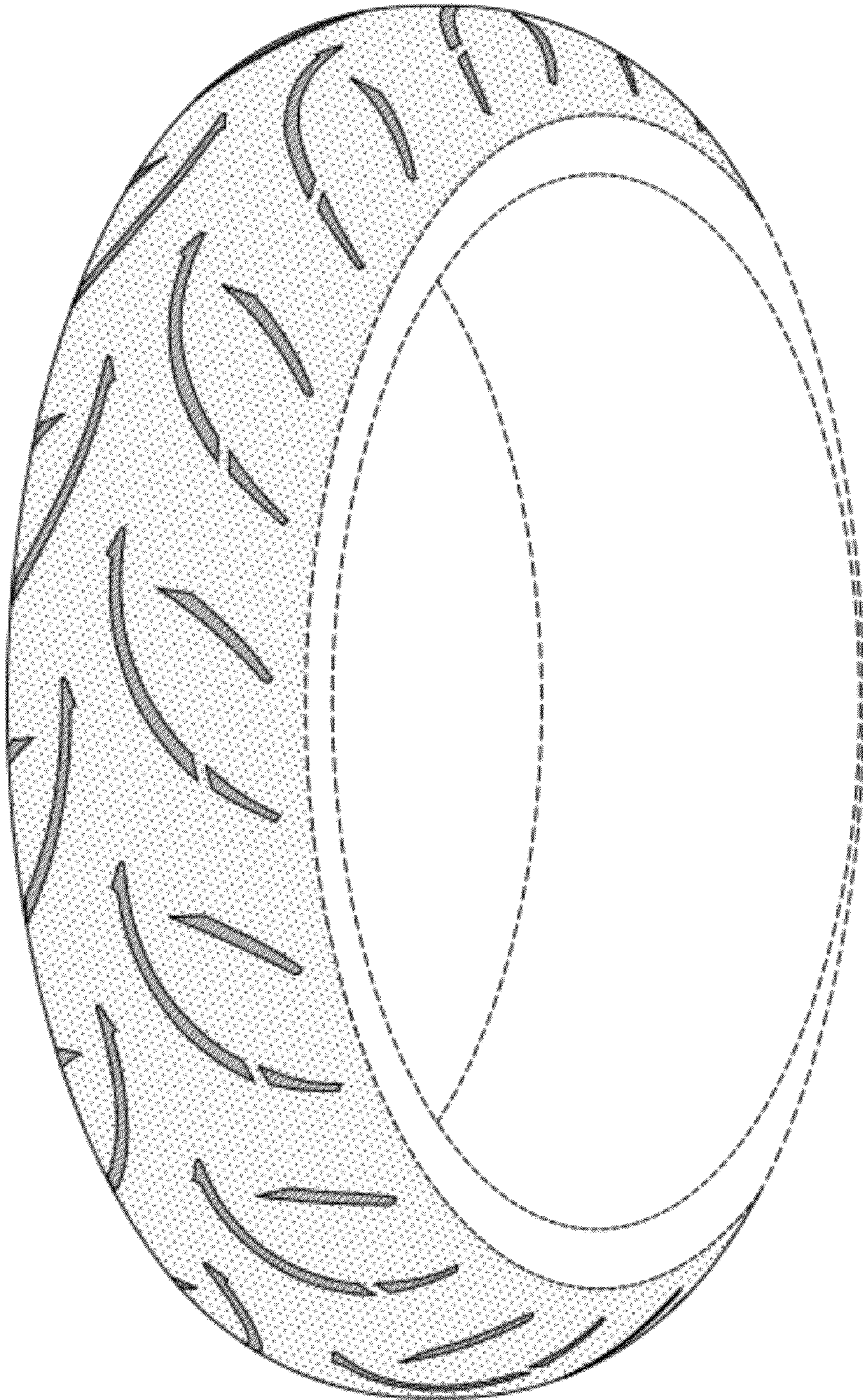


FIG-1




FIG-2




FIG-3




FIG-4



FIG-5




FIG-6