



US00D674730S

(12) **United States Design Patent**  
**Nagafuchi**

(10) **Patent No.:** **US D674,730 S**  
(45) **Date of Patent:** **\*\* Jan. 22, 2013**

- (54) **FRONT PORTION OF AN AUTOMOBILE**
- (75) Inventor: **Toshiyuki Nagafuchi**, Nagoya (JP)
- (73) Assignee: **Toyota Jidosha Kabushiki Kaisha**,  
Toyota-shi (JP)
- (\*\*) Term: **14 Years**
- (21) Appl. No.: **29/403,033**
- (22) Filed: **Sep. 30, 2011**
- (51) **LOC (9) Cl.** ..... **12-16**
- (52) **U.S. Cl.** ..... **D12/164**
- (58) **Field of Classification Search** ..... D12/86,  
D12/90-92, 88, 164; D21/424, 433, 434;  
296/181.1, 181.5

See application file for complete search history.

(56) **References Cited**

**U.S. PATENT DOCUMENTS**

|          |     |         |              |         |
|----------|-----|---------|--------------|---------|
| D601,923 | S   | 10/2009 | Suga et al.  |         |
| D607,778 | S * | 1/2010  | Ramaciotti   | D12/90  |
| D608,248 | S   | 1/2010  | Hirai        |         |
| D608,696 | S * | 1/2010  | Bauer et al. | D12/92  |
| D610,039 | S   | 2/2010  | Koide et al. |         |
| D619,046 | S * | 7/2010  | Liu et al.   | D12/90  |
| D640,612 | S * | 6/2011  | Kumai et al. | D12/164 |
| D654,410 | S * | 2/2012  | Kumai et al. | D12/164 |
| D655,651 | S * | 3/2012  | Koide et al. | D12/164 |

|          |     |        |              |         |
|----------|-----|--------|--------------|---------|
| D660,204 | S * | 5/2012 | Koide et al. | D12/164 |
| D660,213 | S * | 5/2012 | Ikuma et al. | D12/196 |
| D660,747 | S * | 5/2012 | Koehl et al. | D12/90  |

**OTHER PUBLICATIONS**

Catalog of Toyota IQ; Publisher: Toyota; Oct. 2008.  
Catalog of Citroen DS3; Publisher: Peugeot Citroen Japon Co., Ltd.;  
Jun. 3, 2010.  
Renault Twingo, Motor Fan separate volute, All About Compact Car  
2010; Publisher: San-Ei Shobo, Dec. 2010.

\* cited by examiner

*Primary Examiner* — Melody N Brown

(74) *Attorney, Agent, or Firm* — Finnegan, Henderson,  
Farabow, Garrett & Dunner, LLP


(57) **CLAIM**

The ornamental design for a front portion of an automobile, as  
shown and described.

**DESCRIPTION**

FIG. 1 is a front perspective view of a front portion of an  
automobile of my new design;  
FIG. 2 is a rear perspective view thereof;  
FIG. 3 is a right side view thereof, the left side view being a  
mirror image thereof;  
FIG. 4 is a front view thereof;  
FIG. 5 is a rear view thereof; and,  
FIG. 6 is a top plan view thereof.  
The portion of the vehicle in light contrast is environment and  
is not a part of the claimed design.


**1 Claim, 6 Drawing Sheets**








**FIG. 1**



**FIG. 2**





**FIG. 3**



**FIG. 4**





**FIG. 5**



**FIG. 6**