



US00D674718S

(12) **United States Design Patent**
Collison

(10) **Patent No.:** **US D674,718 S**

(45) **Date of Patent:** **** Jan. 22, 2013**

(54) **BOTTLE CAP BEAD**

(76) Inventor: **Catherine A. Collison**, Northfield, MN
(US)

(**) Term: **14 Years**

(21) Appl. No.: **29/411,209**

(22) Filed: **Jan. 18, 2012**

Related U.S. Application Data

(63) Continuation of application No. 12/152,982, filed on
May 19, 2008, now Pat. No. 8,112,890.

(51) **LOC (9) Cl.** **11-01**

(52) **U.S. Cl.** **D11/1**

(58) **Field of Classification Search** D11/1,
D11/2, 3-11, 40-45, 70-86; 63/1.11, 33,

63/20, 2; D8/40; D21/440, 443
See application file for complete search history.

(56) **References Cited**

U.S. PATENT DOCUMENTS

2,177,928	A	10/1939	Knudsen	
2,366,775	A	1/1945	Essex	
3,514,839	A	6/1970	Edouard	
D280,947	S *	10/1985	Rutyna et al.	D2/872
D298,147	S *	10/1988	Tesla	D21/443
D322,643	S *	12/1991	Fernandez-Brital	D21/440
D377,199	S *	1/1997	Vermey	D21/443
D381,881	S *	8/1997	Shaul et al.	D8/40
D387,095	S *	12/1997	Ostrander	D21/439
D401,288	S *	11/1998	Dunipace	D21/443
D411,398	S *	6/1999	Brothen et al.	D6/511
D462,506	S *	9/2002	Davison, III	D2/869
D467,612	S *	12/2002	Shamitoff	D19/42

D469,478	S *	1/2003	Manville	D21/488
D470,195	S *	2/2003	Manville et al.	D21/498
D497,088	S *	10/2004	Davis	D8/40
D526,644	S *	8/2006	Breit	D14/216
D536,745	S *	2/2007	Barton	D21/440
D552,054	S *	10/2007	Pena Angarita	D14/498
D575,711	S *	8/2008	Johannsen	D12/192
D585,202	S *	1/2009	Curtis	D6/351
7,856,860	B1	12/2010	Collison	
D651,114	S *	12/2011	Bedrossian	D11/1
8,112,890	B2 *	2/2012	Collison	63/33
2004/0074863	A1 *	4/2004	Ramsey et al.	215/327

* cited by examiner

Primary Examiner — Cathron Brooks

Assistant Examiner — Melanie Pellegrini

(74) *Attorney, Agent, or Firm* — Antonio Papageorgiou;
Ostrow Kaufman LLP

(57) **CLAIM**

The ornamental design for a bottle cap bead, as shown and
described.

DESCRIPTION

FIG. 1 is a perspective view of one side and the front of the
bottle cap bead showing my new design;

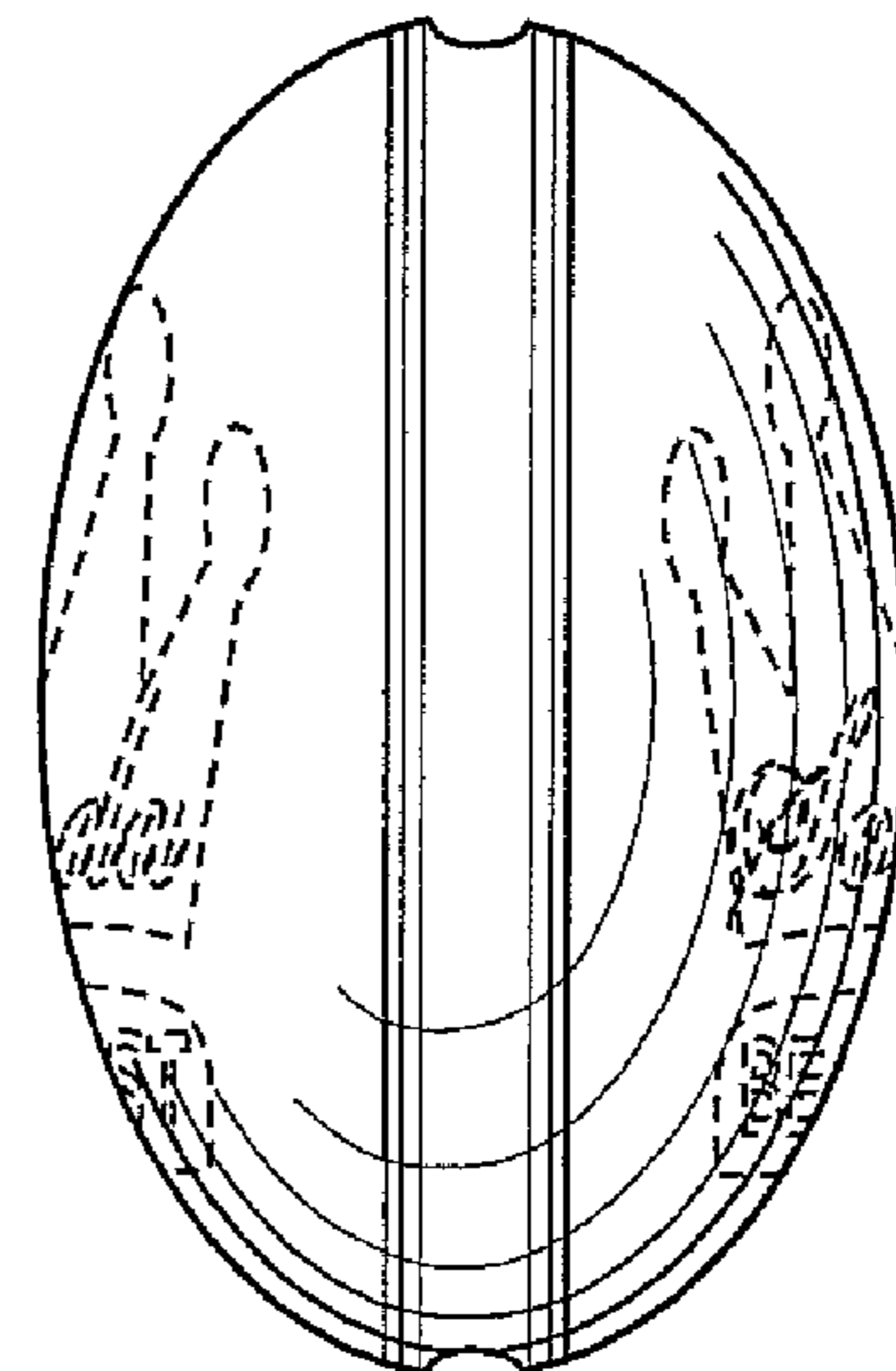

FIG. 2 is a front view thereof, the back view being a mirror
image;

FIG. 3 is a top view thereof, the bottom view being a mirror
image; and,

FIG. 4 is a left side view thereof, the right side view being a
mirror image.

The broken lines shown in the drawings represent portions of
the bottle cap bead that form no part of the claimed design.

1 Claim, 2 Drawing Sheets



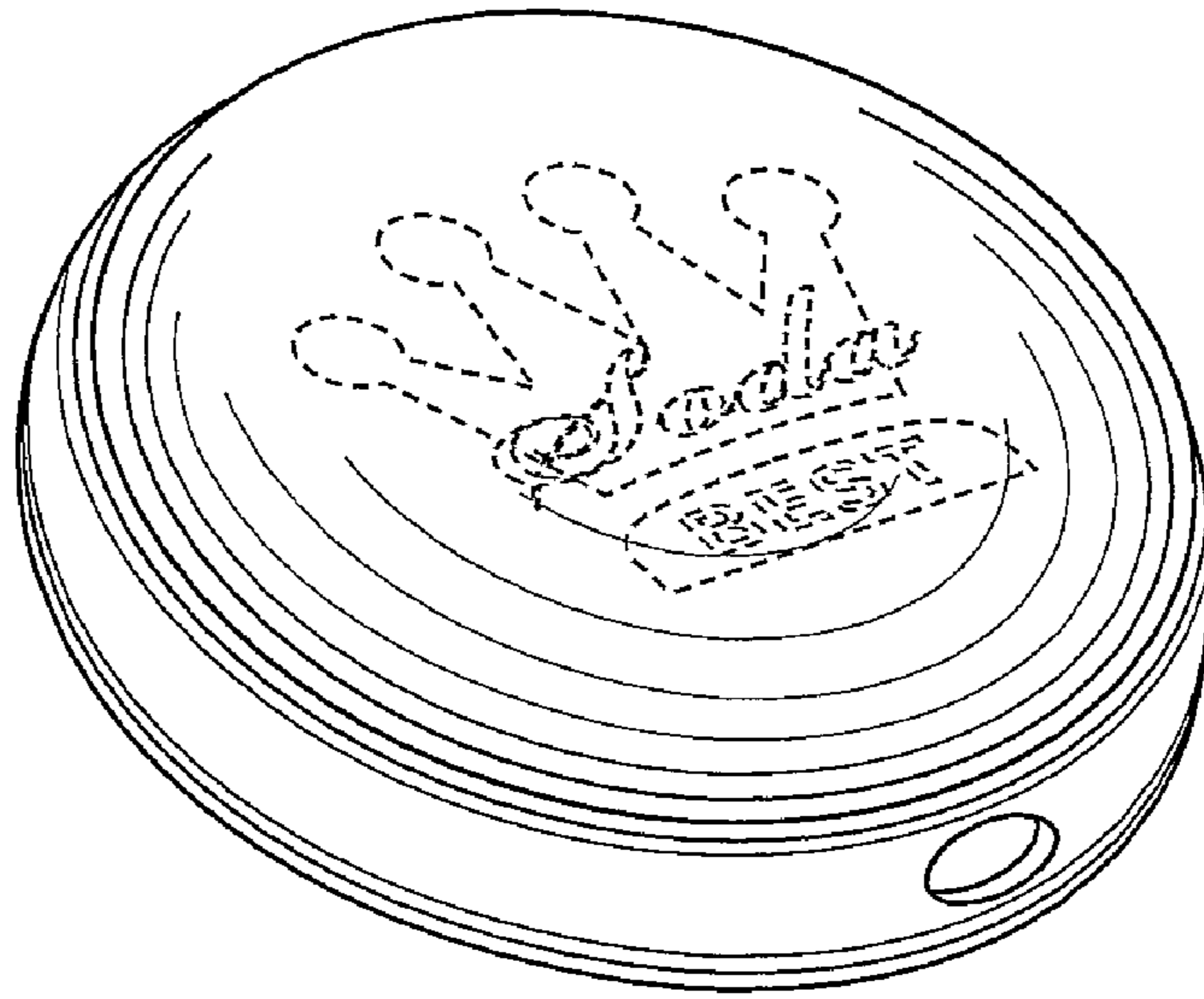


FIG. 1




FIG. 2

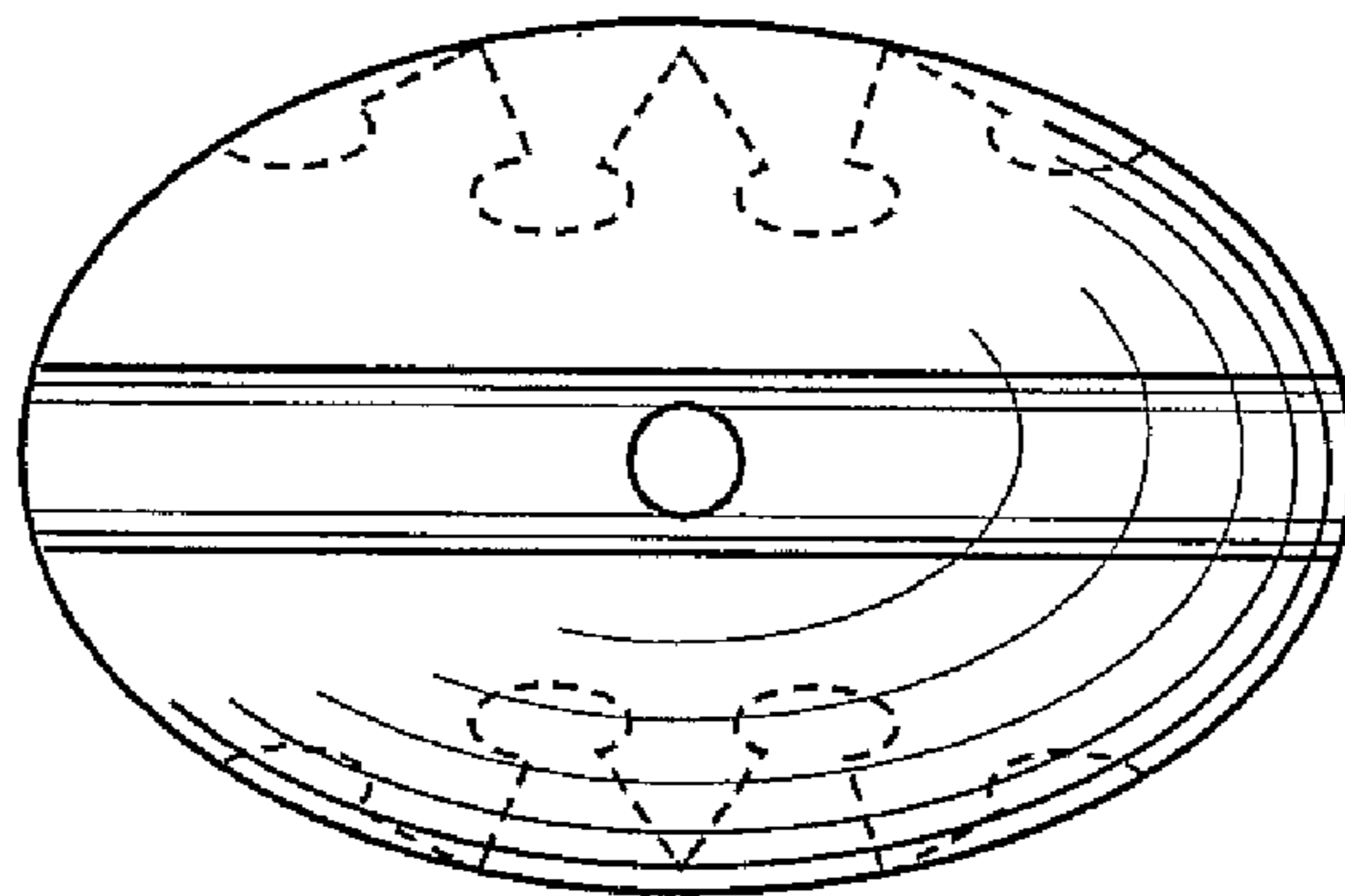


FIG. 3

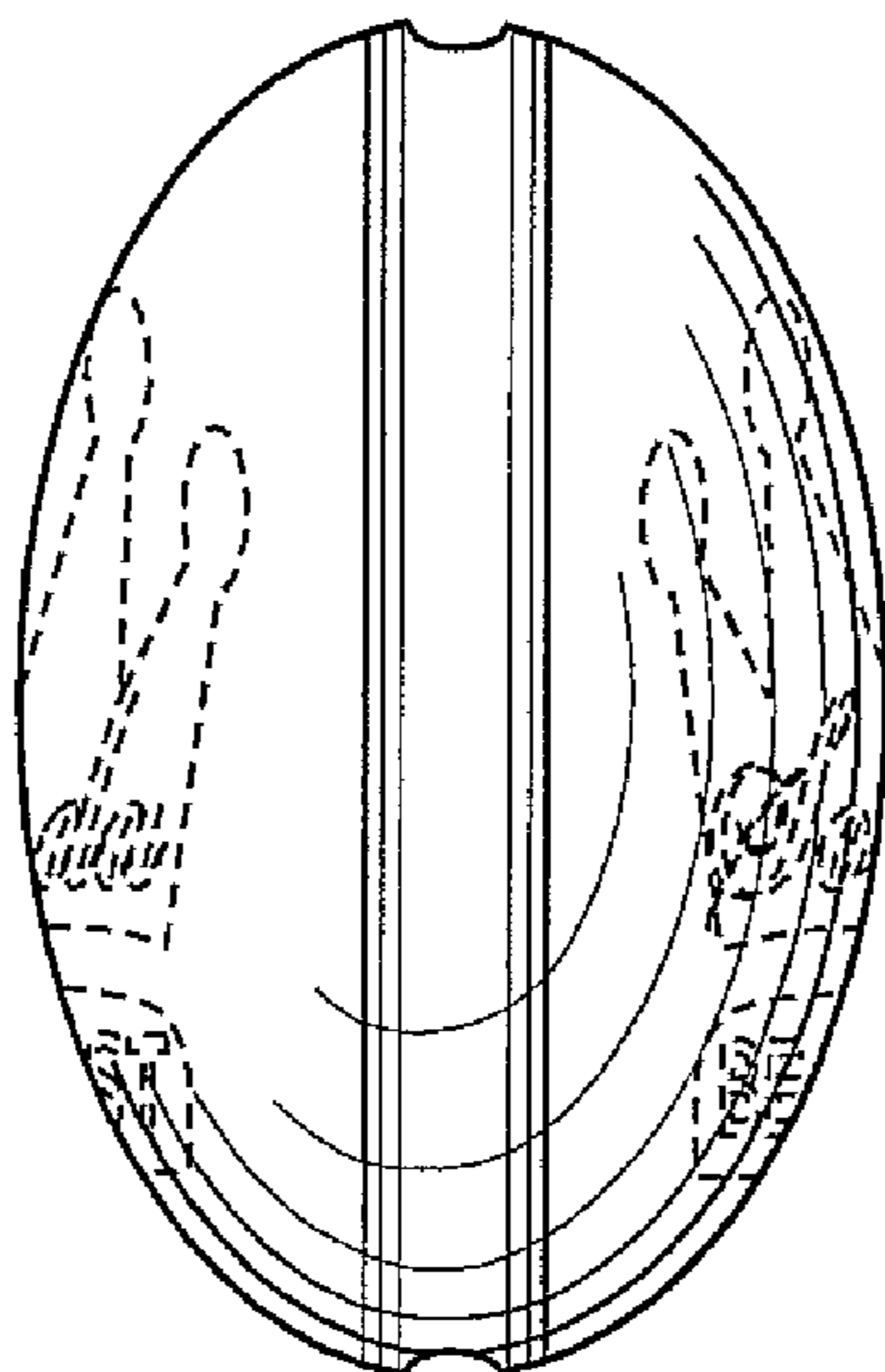


FIG. 4