



US00D674717S

(12) **United States Design Patent**
Butler

(10) **Patent No.:** **US D674,717 S**
(45) **Date of Patent:** **** Jan. 22, 2013**

(54) **WATCH BEZEL**
(75) **Inventor:** **Gary Butler**, Macclesfield (GB)
(73) **Assignee:** **Gary Butler**, Tytherington,
Macclesfield, Cheshire (GB)
(**) **Term:** **14 Years**
(21) **Appl. No.:** **29/356,744**
(22) **Filed:** **Mar. 2, 2010**

6,871,997	B2 *	3/2005	Hartmann et al.	368/295
D507,984	S *	8/2005	Pibouleau	D10/128
D520,384	S *	5/2006	Scheufele	D10/39
D525,537	S *	7/2006	Monachon	D10/32
D538,184	S *	3/2007	Scheufele	D10/39
D543,886	S *	6/2007	Pandel	D10/128
D567,677	S *	4/2008	Finazzi	D10/34
D576,907	S *	9/2008	Calvani	D10/128
D580,795	S *	11/2008	Lalo	D10/32
D618,118	S *	6/2010	Dolce et al.	D10/38
D640,144	S *	6/2011	Tonohori	D10/32
D640,145	S *	6/2011	Goto	D10/32
D640,146	S *	6/2011	Tedeschi	D10/39

(30) **Foreign Application Priority Data**
Sep. 3, 2009 (EP) 001163265
(51) **LOC (9) Cl.** **10-07**
(52) **U.S. Cl.** **D10/128**
(58) **Field of Classification Search** D10/122-132,
D10/30-39; 368/294, 295
See application file for complete search history.

OTHER PUBLICATIONS
International Search Report dated Oct. 27, 2010.
UK Search Report dated Apr. 23, 2010.

(56) **References Cited**

U.S. PATENT DOCUMENTS

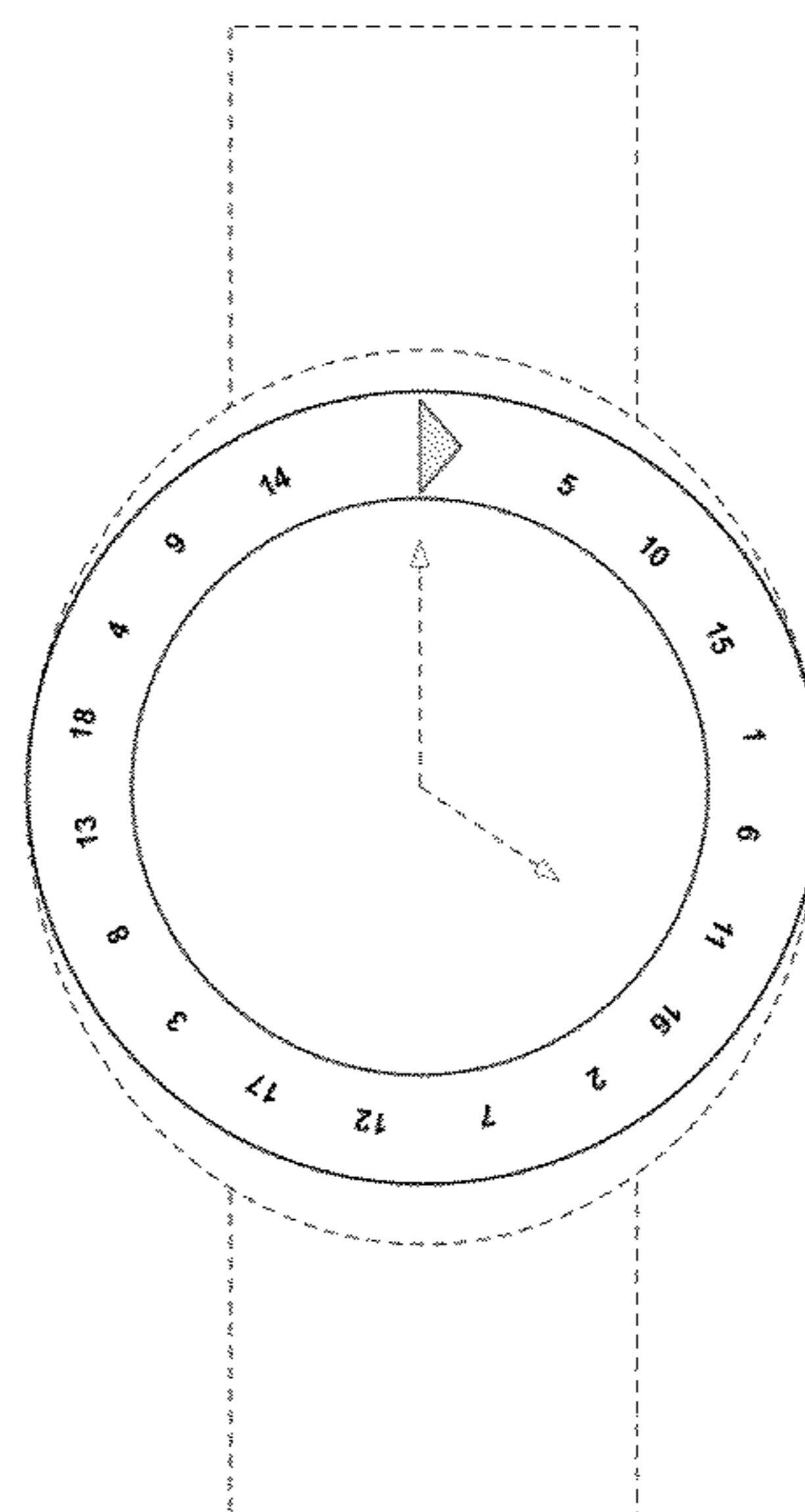
D195,421	S *	6/1963	Huguenin	D10/39
3,271,945	A *	9/1966	Anderson	368/22
D321,144	S *	10/1991	Besson	D10/39
D336,440	S *	6/1993	Favre	D10/32
5,216,641	A	6/1993	Hoel	
D349,653	S *	8/1994	Giardiello	D10/30
5,386,990	A	2/1995	Smith	
D362,192	S *	9/1995	Hitter	D10/32
5,523,985	A	6/1996	Nixon	
5,550,884	A	8/1996	Berney	
D377,907	S *	2/1997	Burgener	D10/39
D406,783	S *	3/1999	Giardiello	D10/128
D415,043	S *	10/1999	Fichter	D10/39
D415,970	S *	11/1999	Aellen	D10/32
6,033,316	A	3/2000	Nixon	
D459,236	S *	6/2002	Haquet	D10/30
6,724,691	B1 *	4/2004	Kaminsky	368/76
6,776,519	B2 *	8/2004	Eleuterio et al.	368/295

* cited by examiner
Primary Examiner — Lucy Lieberman
(74) *Attorney, Agent, or Firm* — Morris, Manning & Martin, LLP; Christopher W. Raimund

(57) **CLAIM**
The ornamental design for a watch bezel, as shown and described.

DESCRIPTION
FIG. 1 is a top plan view of a watch bezel showing my new design, the undisclosed front, rear, bottom and side views are not part of the claimed design; and, FIG. 2 is a top plan view of the watch bezel showing my new design in an environmental structure comprising a wrist watch, the undisclosed front, rear, bottom and side views are not part of the claimed design. The watch bezel is flat. The broken lines showing the wrist watch and the hour and minute hands of the wristwatch in FIG. 2 are for the purpose of illustrating environmental structure only and form no part of the claimed design.

1 Claim, 2 Drawing Sheets



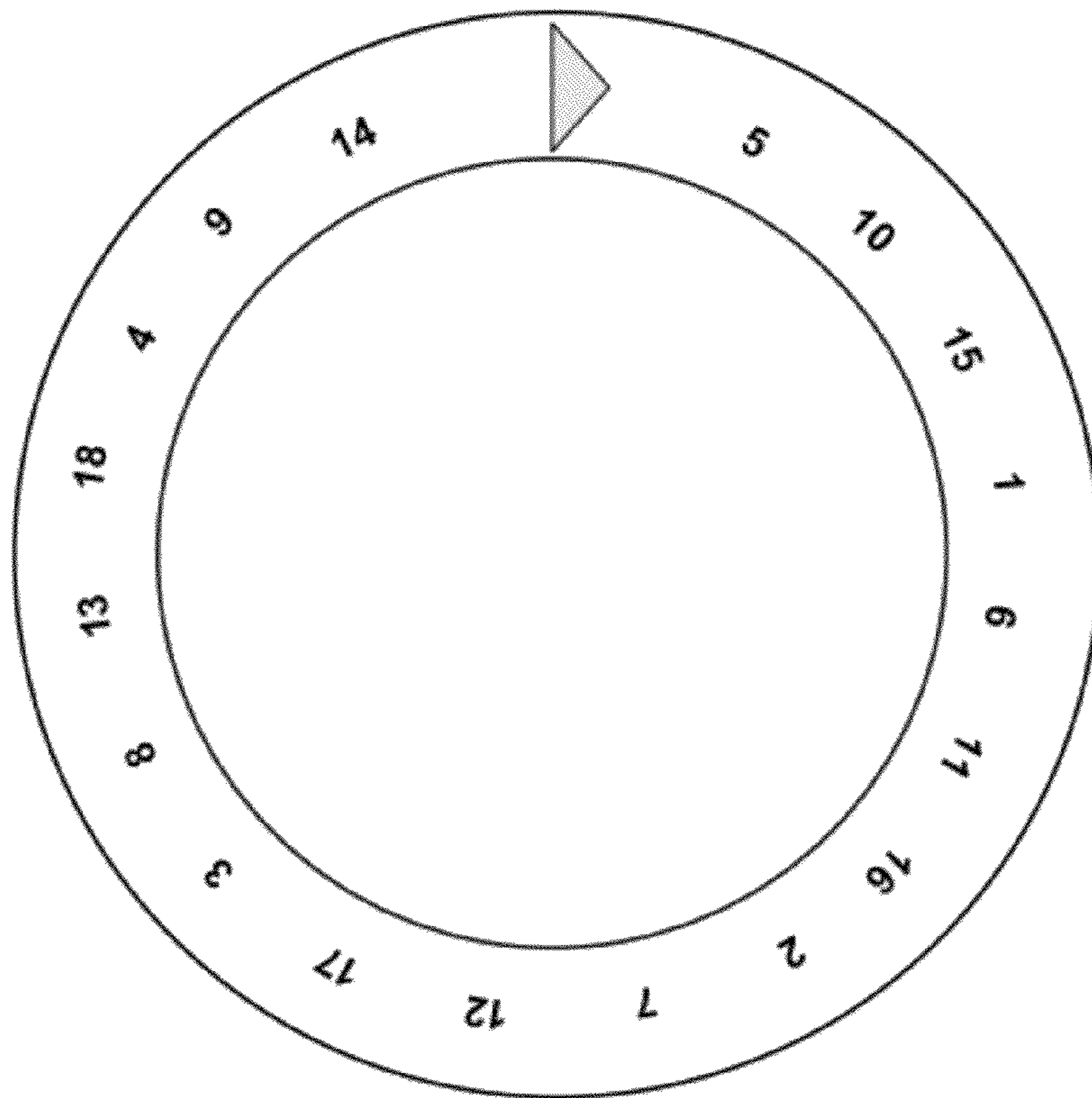


FIG. 1

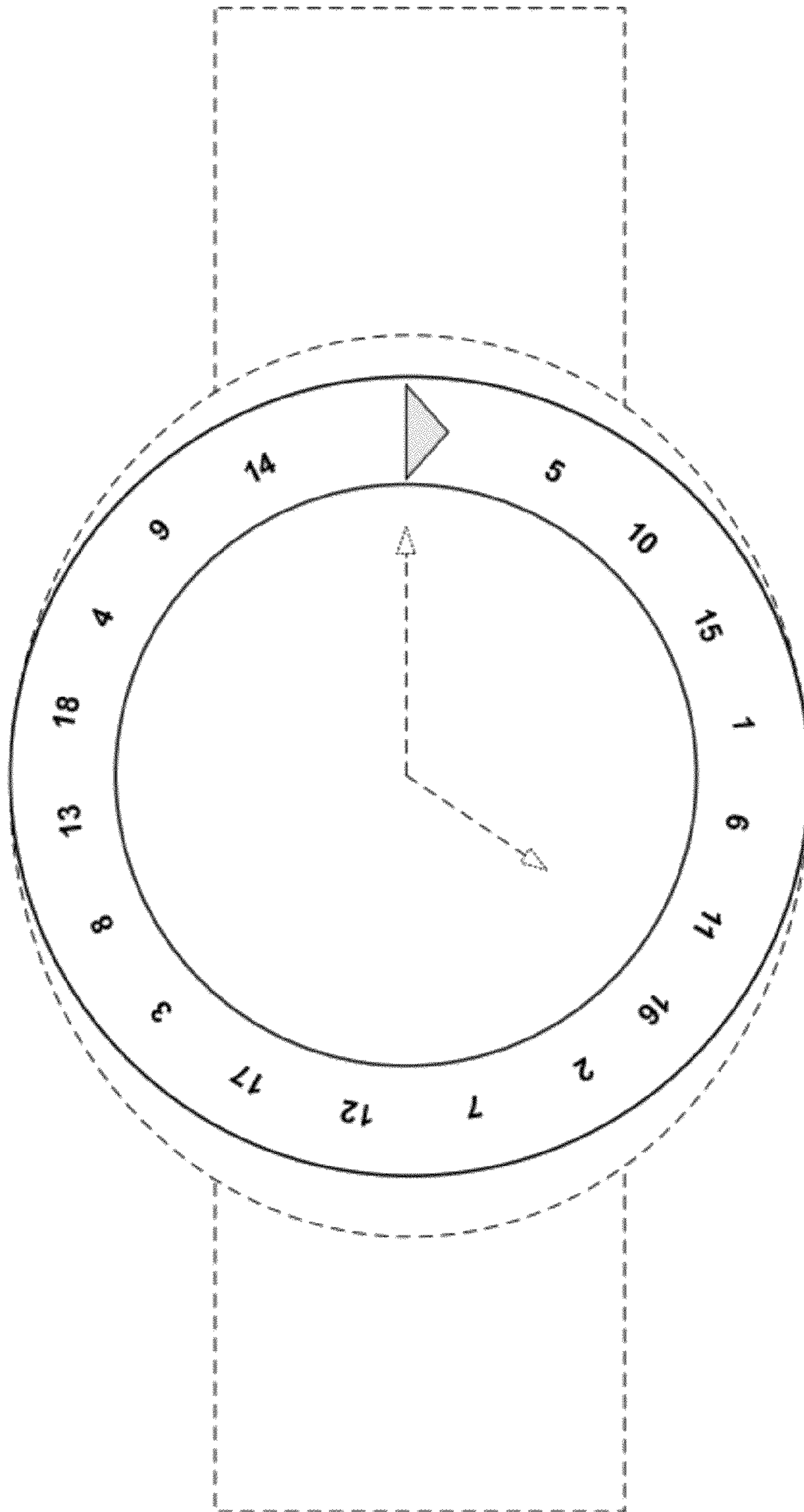


FIG. 2