



US00D674712S

(12) **United States Design Patent**
Robbins et al.

(10) **Patent No.:** **US D674,712 S**
(45) **Date of Patent:** **** Jan. 22, 2013**

(54) **ADJUSTABLE SPOON**

Primary Examiner — Terry Wallace

(75) Inventors: **Rodney W. Robbins**, Florence, AL (US); **Brittany L. Stewart**, Nashville, TN (US)

(74) *Attorney, Agent, or Firm* — Gregor N. Neff

(73) Assignee: **Fox Run USA, LLC**, Ivyland, PA (US)

(57) **CLAIM**

The ornamental design for an adjustable spoon, as shown and described.

(**) Term: **14 Years**

(21) Appl. No.: **29/416,328**

DESCRIPTION

(22) Filed: **Mar. 21, 2012**

(51) **LOC (9) Cl.** **10-04**

(52) **U.S. Cl.** **D10/46.3**

(58) **Field of Classification Search** D10/46.2,
D10/46.3; D7/691, 692, 643, 644, 653;
30/324–328; 73/426–429

See application file for complete search history.

FIG. 1 is a perspective view of the adjustable spoon;
FIG. 2 is a perspective view of a larger version of the spoon in FIG. 1;
FIG. 3 is perspective view of the base of the adjustable spoon of FIG. 1, with the slider removed;
FIG. 4 is perspective view of the base of the adjustable spoon of FIG. 2, with the slider removed;
FIG. 5 is a right side elevation view of the spoons in FIGS. 1 and 2, attached together;
FIG. 6 is a front end view of the adjustable spoons shown in FIG. 5;
FIG. 7 is a bottom perspective view of the adjustable spoon shown in FIG. 1;
FIG. 8 is a bottom perspective view of the adjustable spoon of FIG. 2;
FIG. 9 is a top plan view of the adjustable spoon in FIG. 2; and,
FIG. 10 is a top plan view of the adjustable spoon of FIG. 1. The broken lines are for illustrative purposes only and form no part of the claimed design.

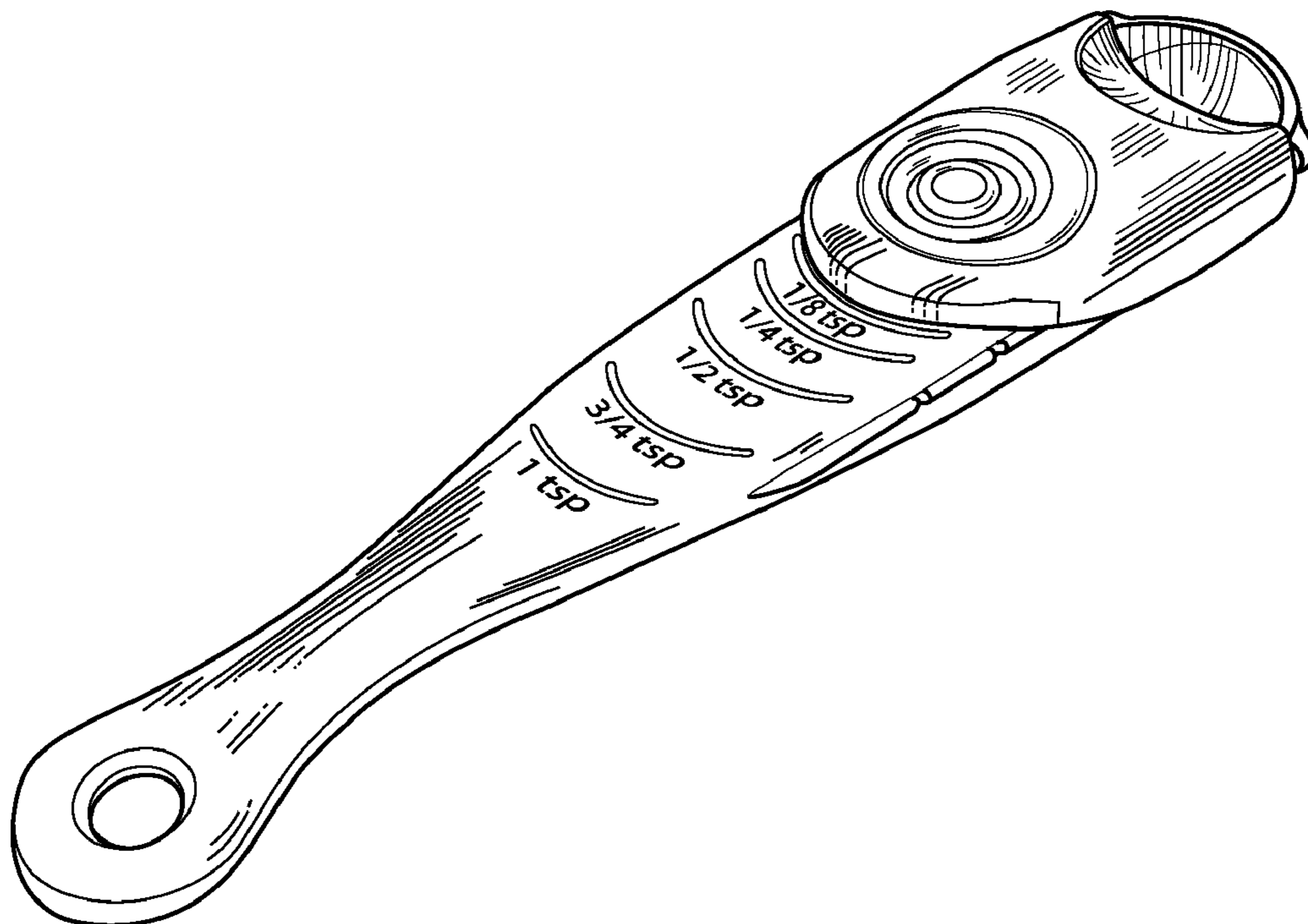
(56) **References Cited**

U.S. PATENT DOCUMENTS

2,882,732	A *	4/1959	Cercone	73/429
5,182,948	A *	2/1993	Robbins et al.	73/429
5,460,042	A *	10/1995	Tucker	73/429
D371,976	S *	7/1996	Tucker	D10/46.3
5,678,450	A *	10/1997	Robbins et al.	73/429
D403,256	S *	12/1998	Weterrings	D10/46.3
D467,823	S *	12/2002	McGuyer	D10/46.3
D515,949	S *	2/2006	McGuyer	D10/46.2
D519,041	S *	4/2006	McGuyer	D10/46.2
2011/0126619	A1 *	6/2011	Robbins	73/426

* cited by examiner

1 Claim, 2 Drawing Sheets



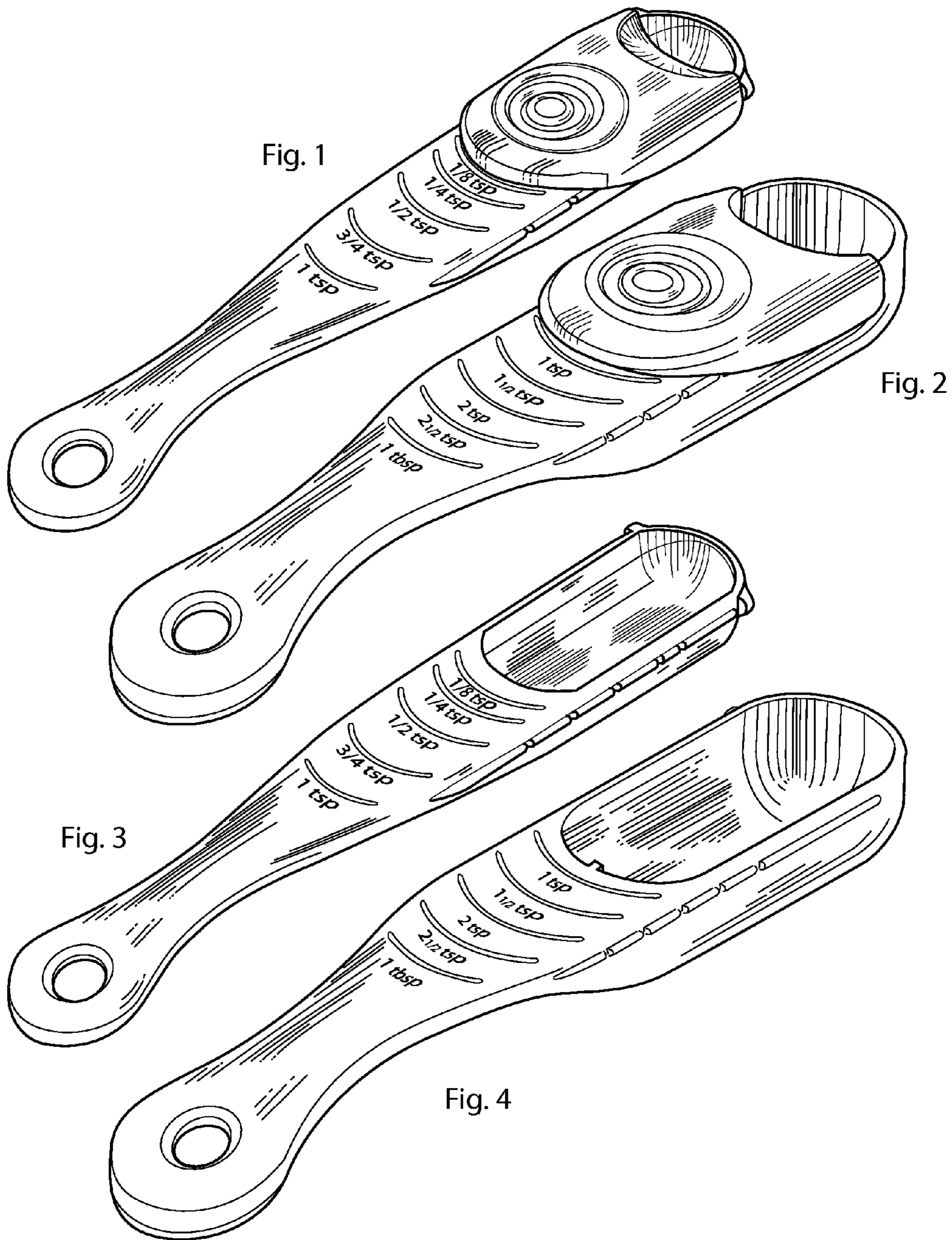


Fig. 5

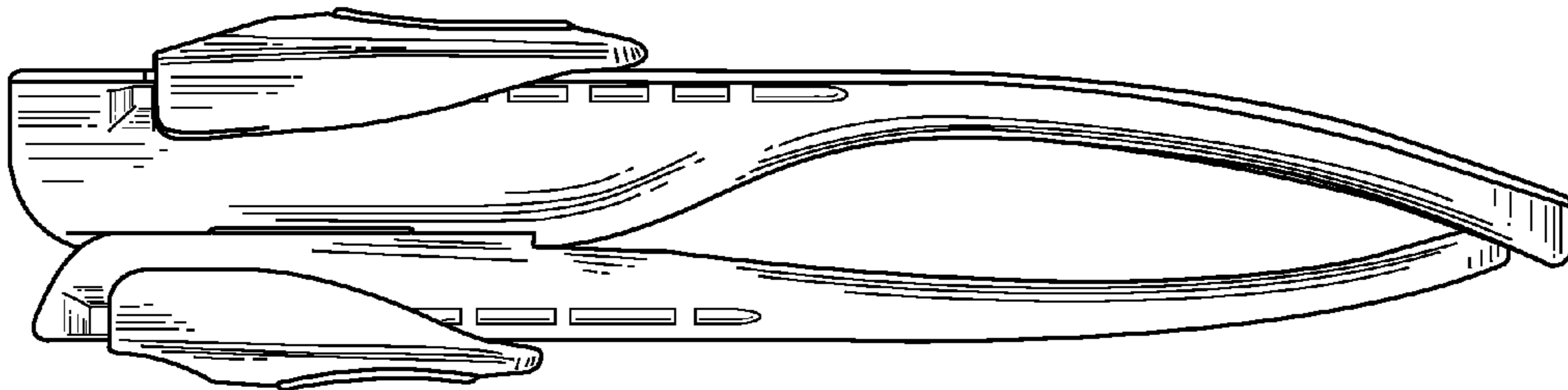


Fig. 6




Fig. 7

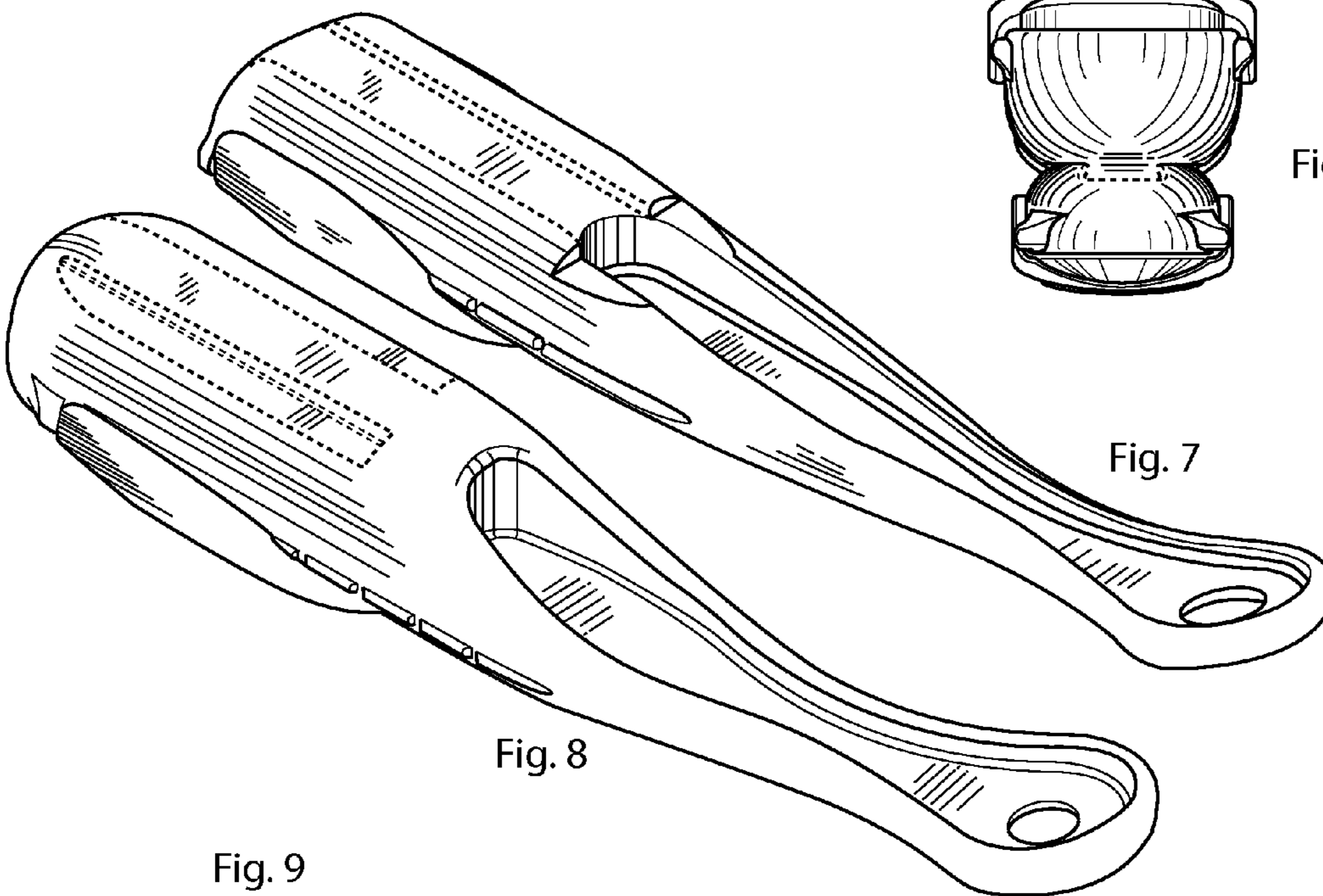


Fig. 8

Fig. 9

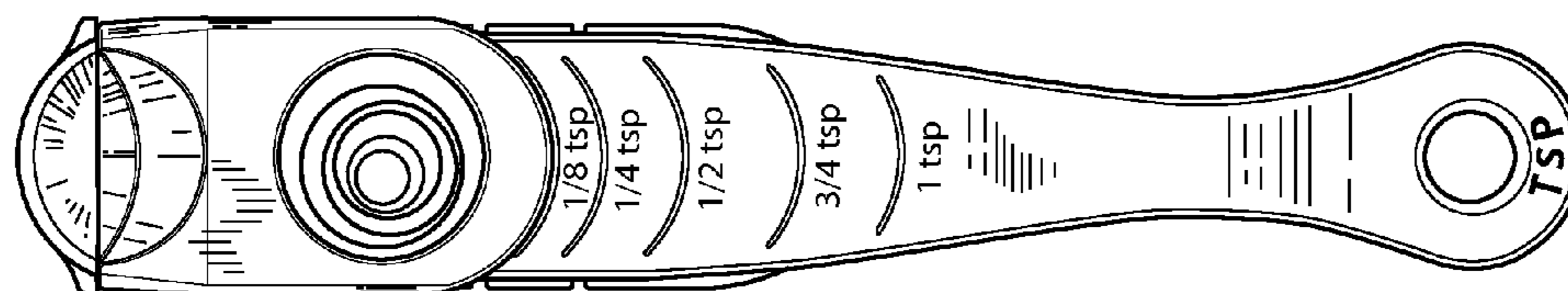
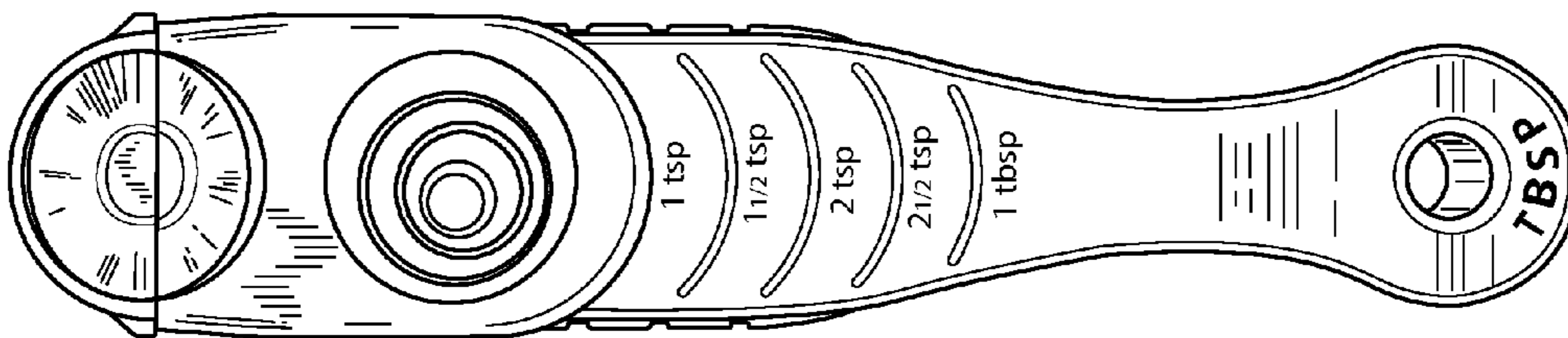


Fig. 10