



US00D674707S

(12) **United States Design Patent**
Berman

(10) **Patent No.:** **US D674,707 S**
(45) **Date of Patent:** **** Jan. 22, 2013**

(54) **HOURLASS POUCH**
(75) Inventor: **Ronald Berman**, Long Beach, CA (US)
(73) Assignee: **SaddleSprings, Inc.**, Carson, CA (US)
(**) Term: **14 Years**

D442,078 S * 5/2001 Fuquen D9/707
D446,445 S * 8/2001 Croft et al. D9/696
D580,783 S * 11/2008 Murray D9/707
D584,168 S * 1/2009 Murray D9/710
D594,752 S * 6/2009 Medema et al. D9/707
D619,018 S * 7/2010 Karay et al. D9/702
D628,087 S * 11/2010 Schroeder et al. D9/710
D661,201 S * 6/2012 Schroeder et al. D9/710

(21) Appl. No.: **29/417,072**

* cited by examiner

(22) Filed: **Mar. 29, 2012**

Primary Examiner — Caron D Veynar

(51) **LOC (9) Cl.** **09-05**

Assistant Examiner — Abraham Bahta

(52) **U.S. Cl.** **D9/710**

(74) *Attorney, Agent, or Firm* — Fulwider Patton LLP

(58) **Field of Classification Search** D9/702–714,
D9/522–523, 440, 443–444, 430–433, 435,
D9/447; 383/61.1, 80–81, 103–104, 901,
383/108, 119; 222/92, 107, 215; D7/317,
D7/321; D24/118, 121, 207; 206/822, 811;
220/495.03

(57) **CLAIM**

The ornamental design for an hourglass pouch, as shown and described.

See application file for complete search history.

DESCRIPTION

FIG. 1 is a perspective view of my new design;
FIG. 2 is a front view thereof;
FIG. 3 is a side view thereof;
FIG. 4 is a top view thereof; and,
FIG. 5 is a bottom view thereof.

(56) **References Cited**

U.S. PATENT DOCUMENTS

D319,176 S * 8/1991 Sherman D9/710
D435,440 S * 12/2000 Croft et al. D9/696

1 Claim, 3 Drawing Sheets

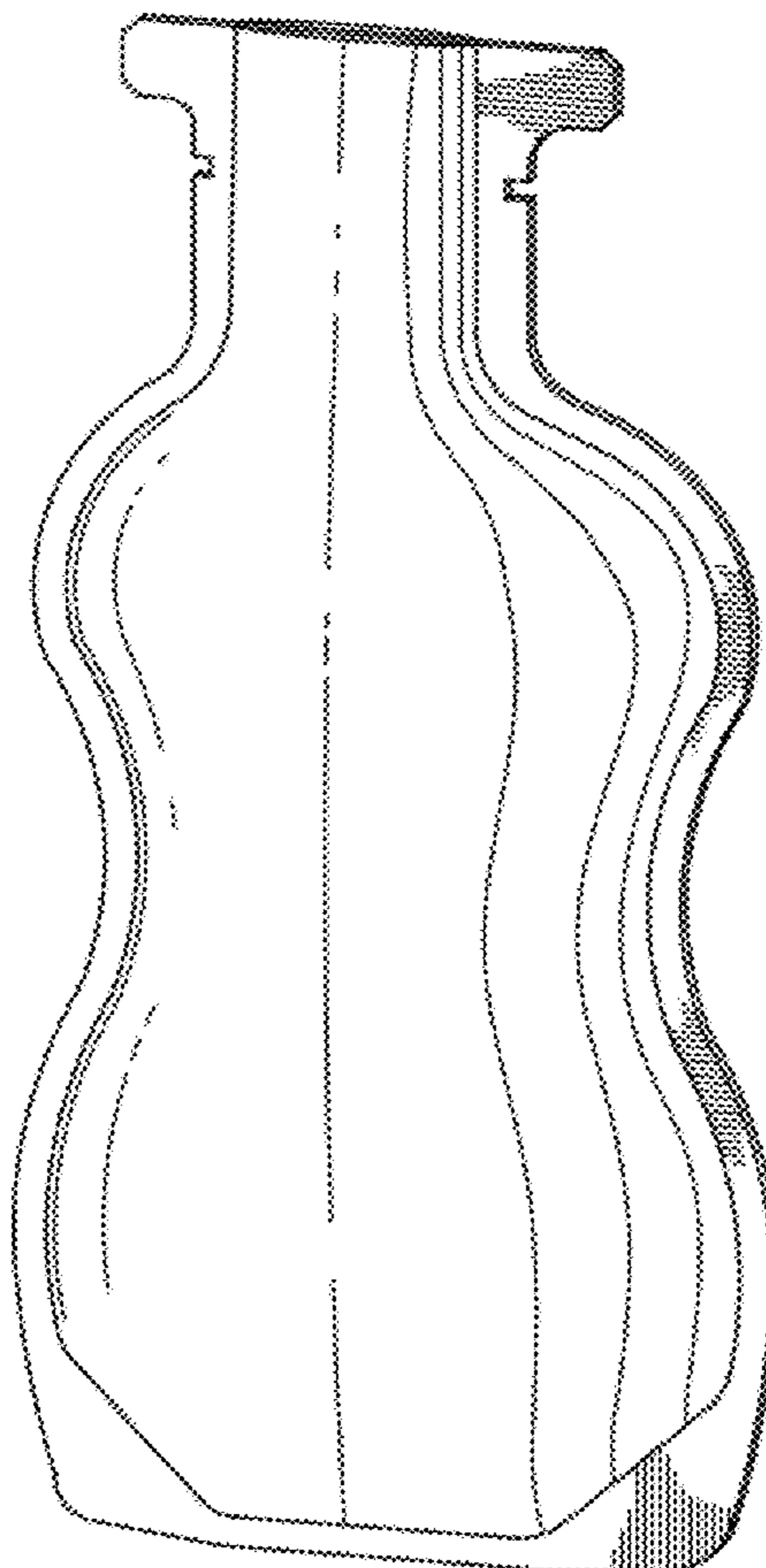


FIG. 1

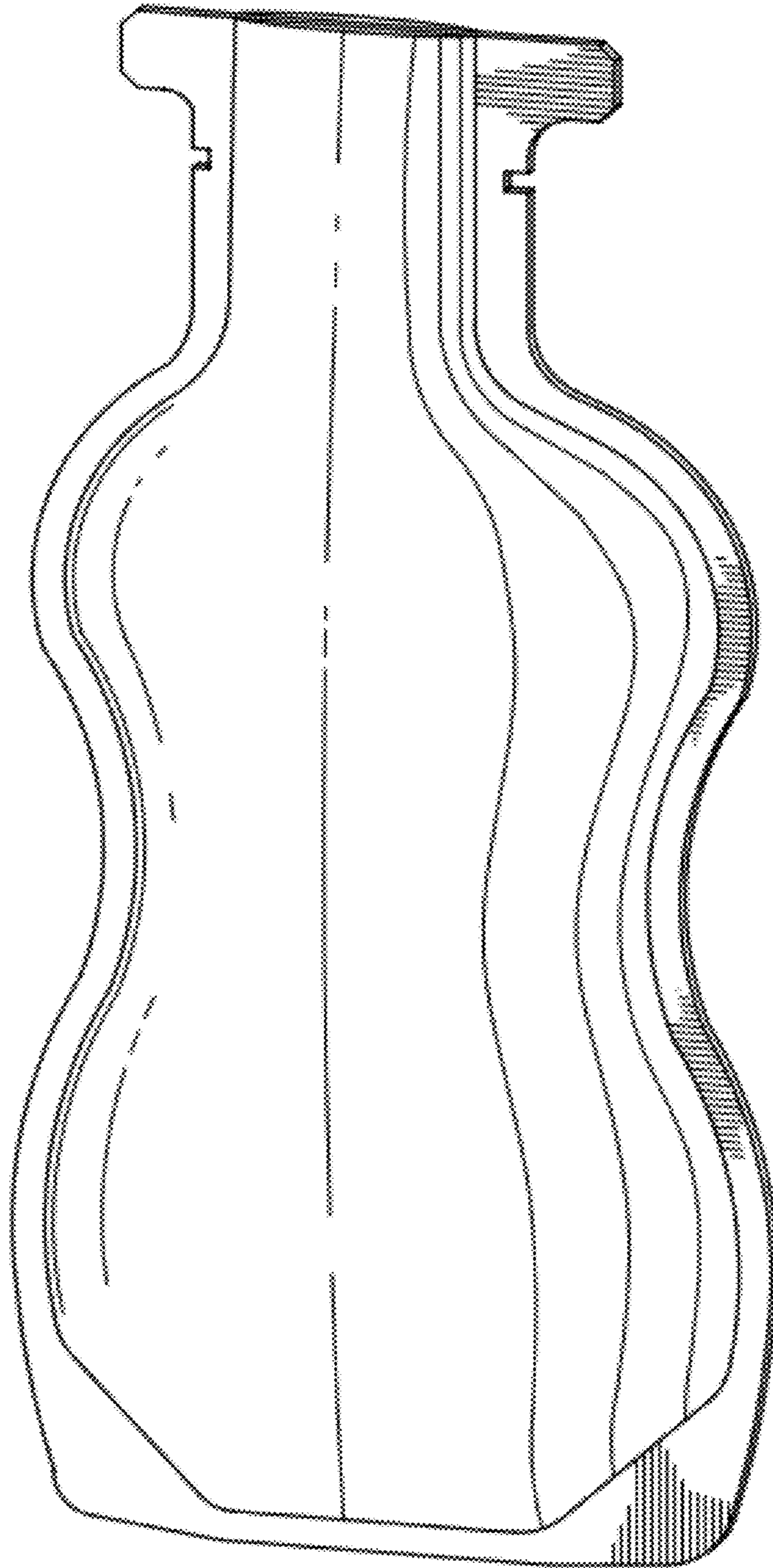


FIG. 2

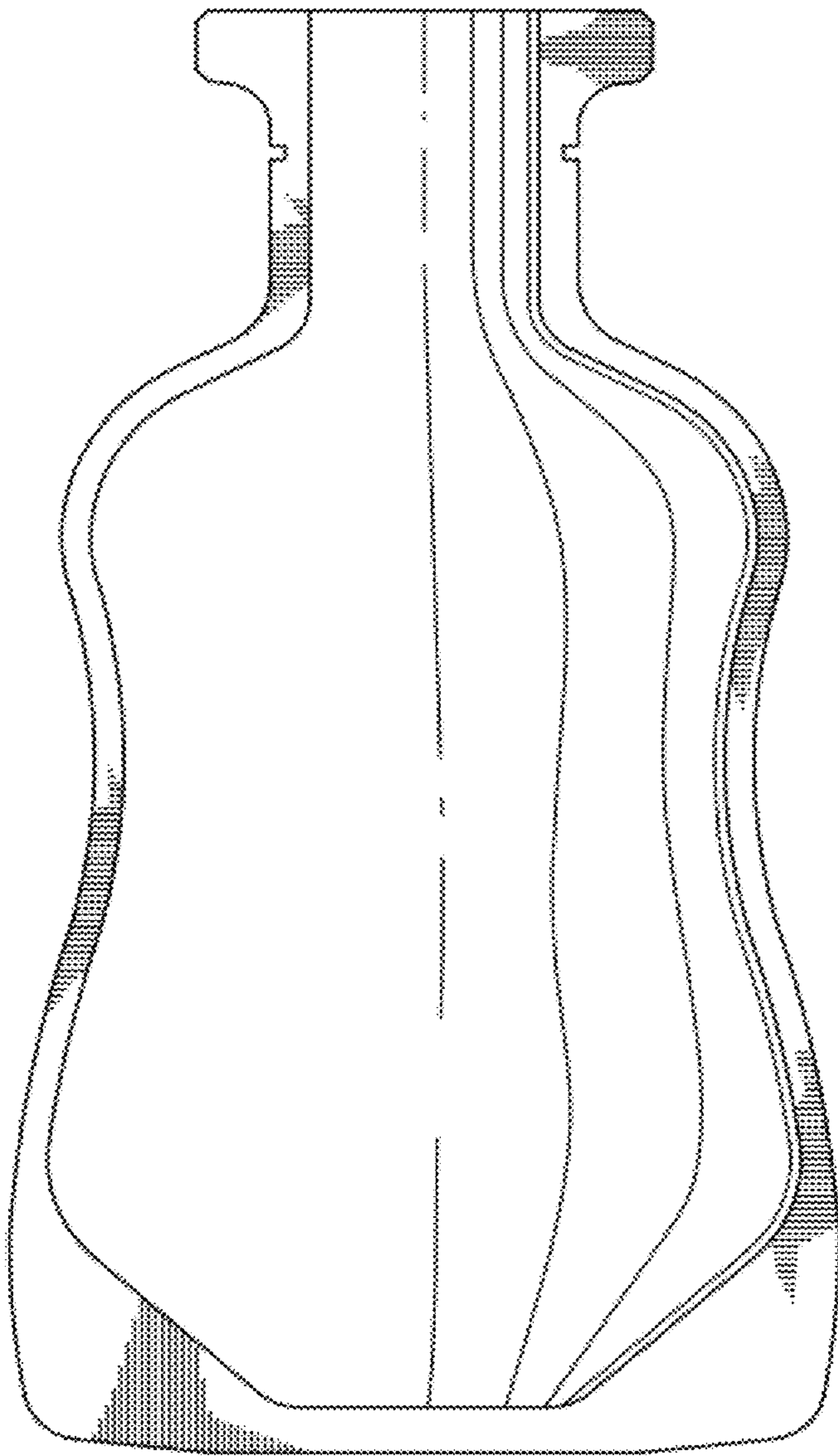


FIG. 3

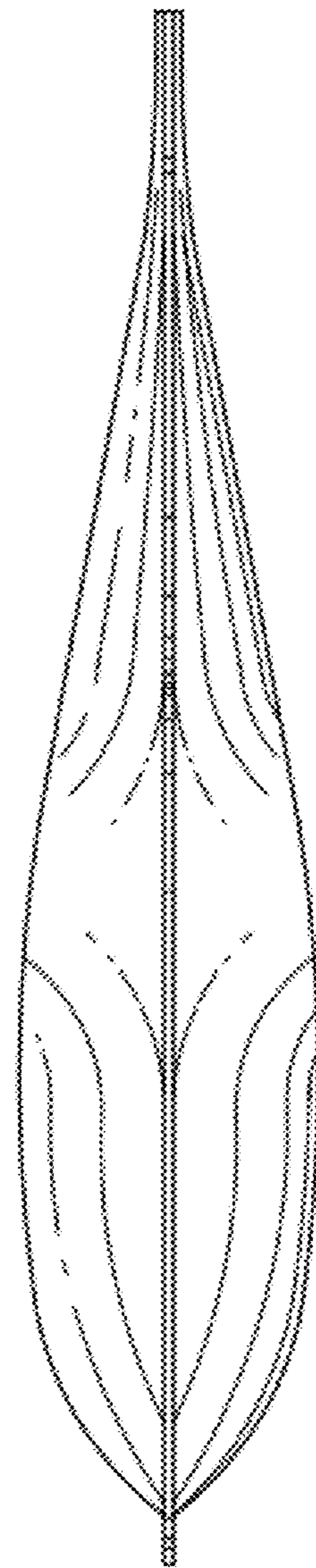


FIG. 4

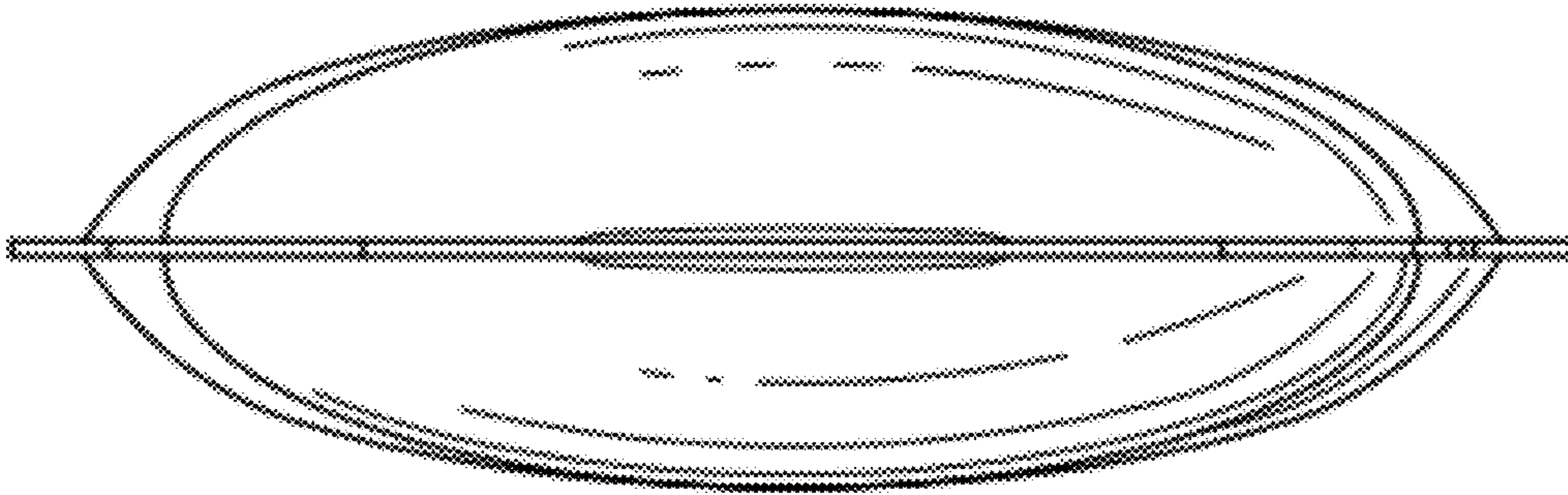


FIG. 5

