



US00D674704S

(12) **United States Design Patent**
Baissan

(10) **Patent No.:** **US D674,704 S**

(45) **Date of Patent:** **** Jan. 22, 2013**

(54) **FLASK**

(75) Inventor: **Olivier Baissan**, Manosque (FR)

(73) Assignee: **L'Occitane**, Manosque (FR)

(**) Term: **14 Years**

(21) Appl. No.: **29/402,565**

(22) Filed: **Sep. 23, 2011**

(51) **LOC (9) Cl.** **09-01**

(52) **U.S. Cl.** **D9/569**; D9/566; D9/573; D9/574

(58) **Field of Classification Search** D9/516,
D9/523, 529, 541-542, 544, 546, 566-569,
D9/572-575; 215/379, 381-384

See application file for complete search history.

(56) **References Cited**

U.S. PATENT DOCUMENTS

D82,217 S *	10/1930	Fuerst	D9/566
D82,737 S *	12/1930	Faulkner	D9/569 X
D84,258 S *	5/1931	Richardson	D9/566
D85,320 S *	10/1931	Bowman	D9/569 X
D87,343 S *	7/1932	Hamilton	D9/560
D94,921 S *	3/1935	Nester	D9/562
D95,703 S *	5/1935	Richardson	D9/563
D100,382 S *	7/1936	Meyer	D9/556
D102,444 S *	12/1936	Petty	D9/563
D102,942 S *	1/1937	Covert	D9/556
D110,034 S *	6/1938	Renyolds	D9/546 X
D193,218 S *	7/1962	Koenigsberg	D9/542
D220,563 S *	4/1971	Northgrave	D9/556
D286,984 S *	12/1986	Durand	D9/575 X
D303,930 S *	10/1989	Durand	D9/568

D429,629 S *	8/2000	Kuzma et al.	D9/682
D433,932 S *	11/2000	Kuzma et al.	D9/682
D522,872 S *	6/2006	Lascaux	D9/544
D532,699 S *	11/2006	Mouquet	D9/694
D601,428 S *	10/2009	Rica	D9/544
D602,785 S *	10/2009	Rothberg et al.	D9/573 X
D602,787 S *	10/2009	Gaultier	D9/572
D618,106 S *	6/2010	Boudard	D9/529
D630,521 S *	1/2011	Levy	D9/687
D642,478 S *	8/2011	Ehrmann	D9/573

* cited by examiner

Primary Examiner — Carol P Rademaker

(74) *Attorney, Agent, or Firm* — Oblon, Spivak,
McClelland, Maier & Neustadt, L.L.P.

(57) **CLAIM**

The ornamental design for a flask, as shown and described.

DESCRIPTION

FIG. 1 is a front, top and right perspective view of the new design for a flask;

FIG. 2 is a front view thereof;

FIG. 3 is a rear view thereof;

FIG. 4 is a right side view thereof;

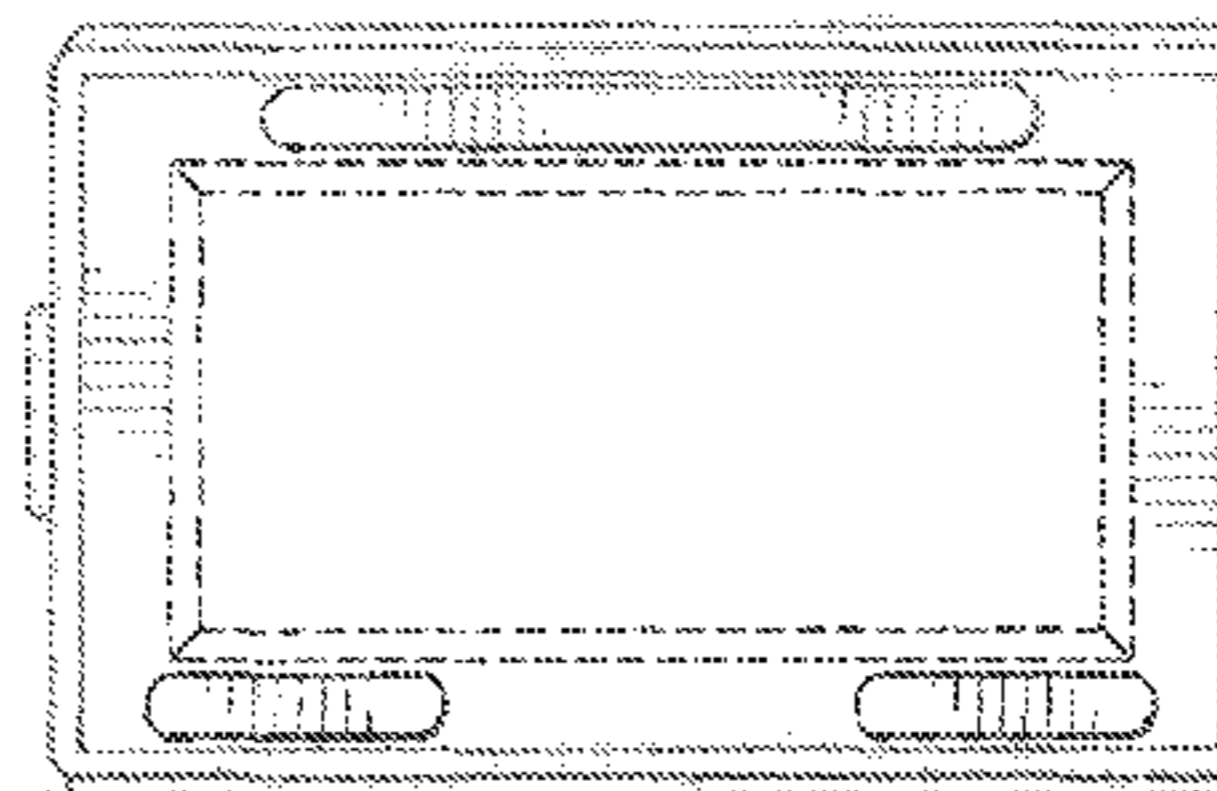
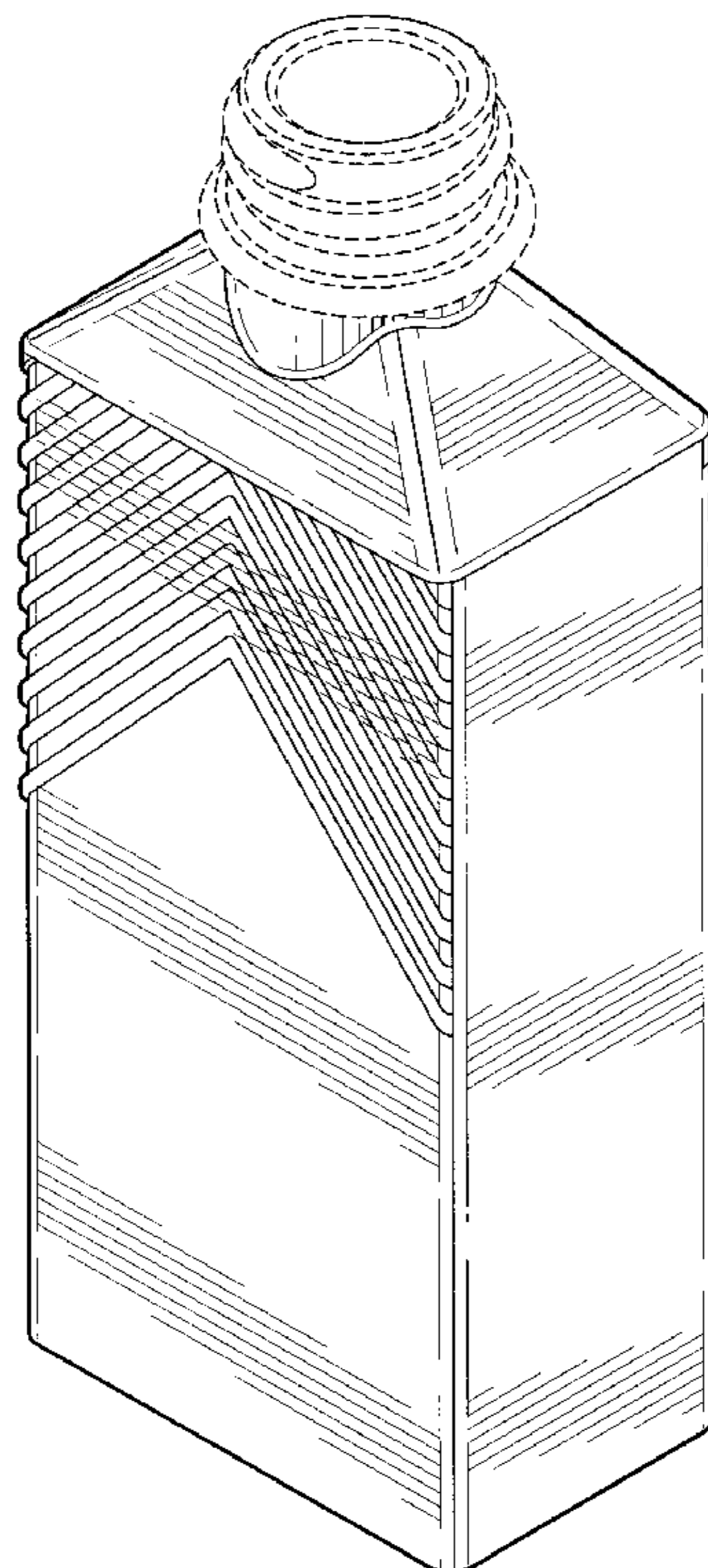
FIG. 5 is a left side view thereof;

FIG. 6 is a top view thereof; and,

FIG. 7 is a bottom view thereof.

The broken lines shown in the drawings are included for the purpose of illustrating environmental structure and form no part of the claimed design.

1 Claim, 6 Drawing Sheets



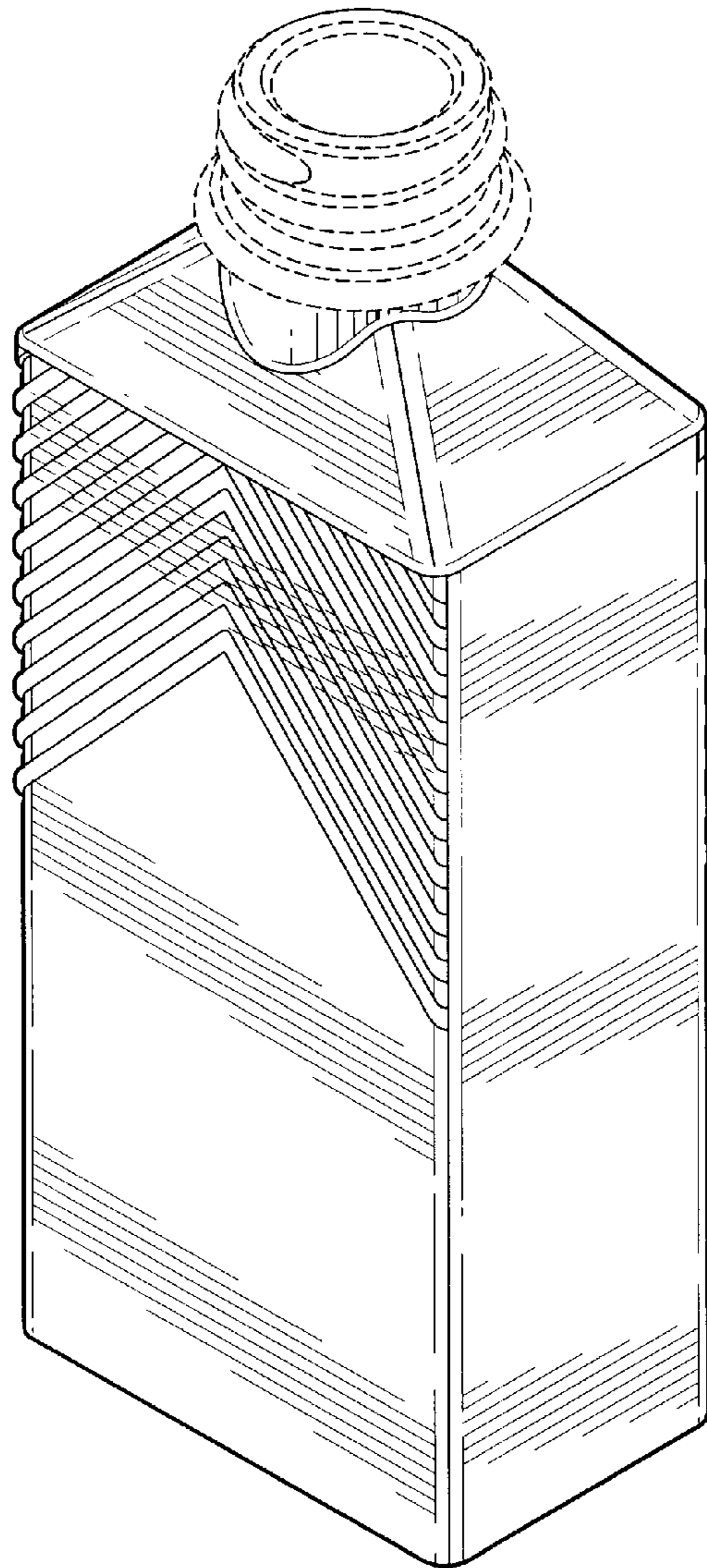


Fig. 1

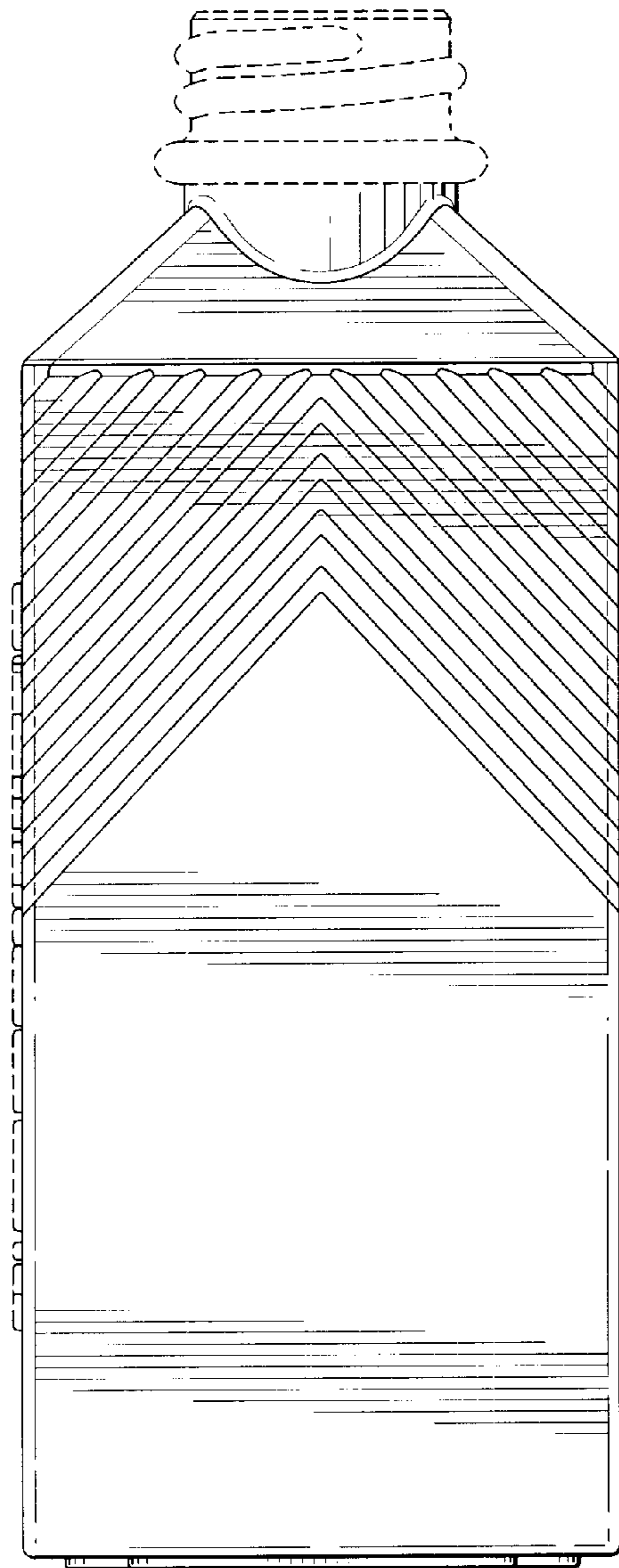


Fig. 2

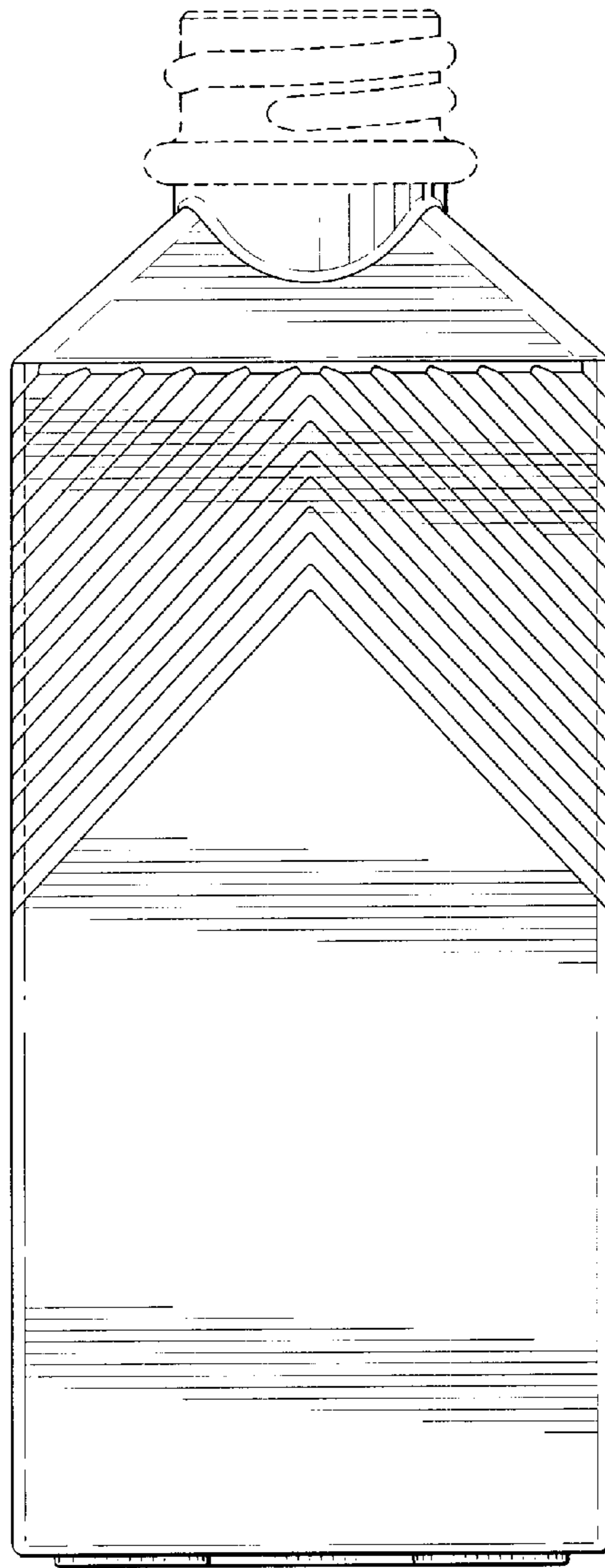


Fig. 3




Fig. 4

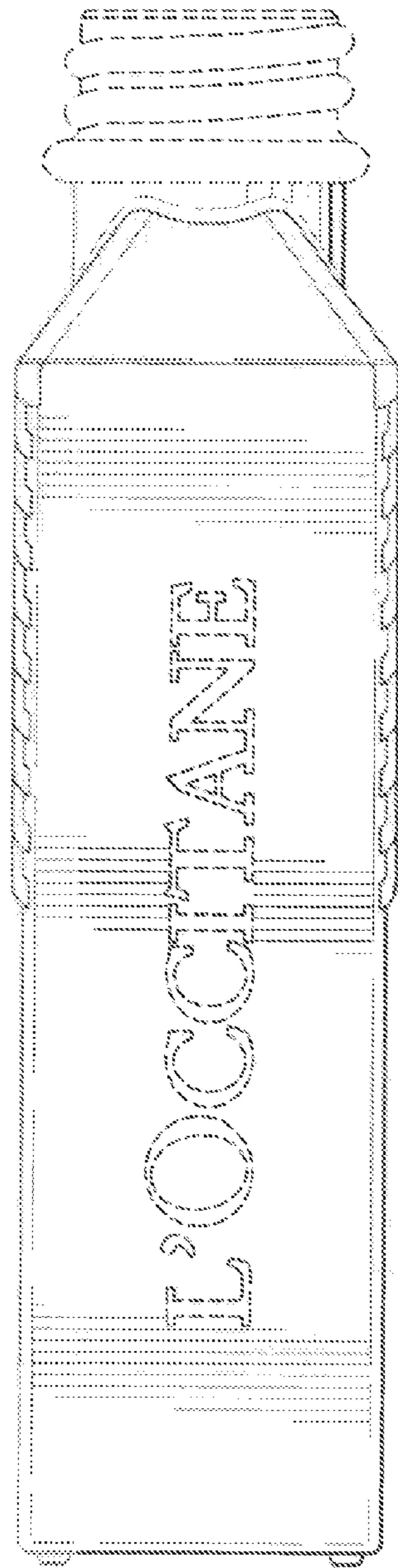


Fig. 5

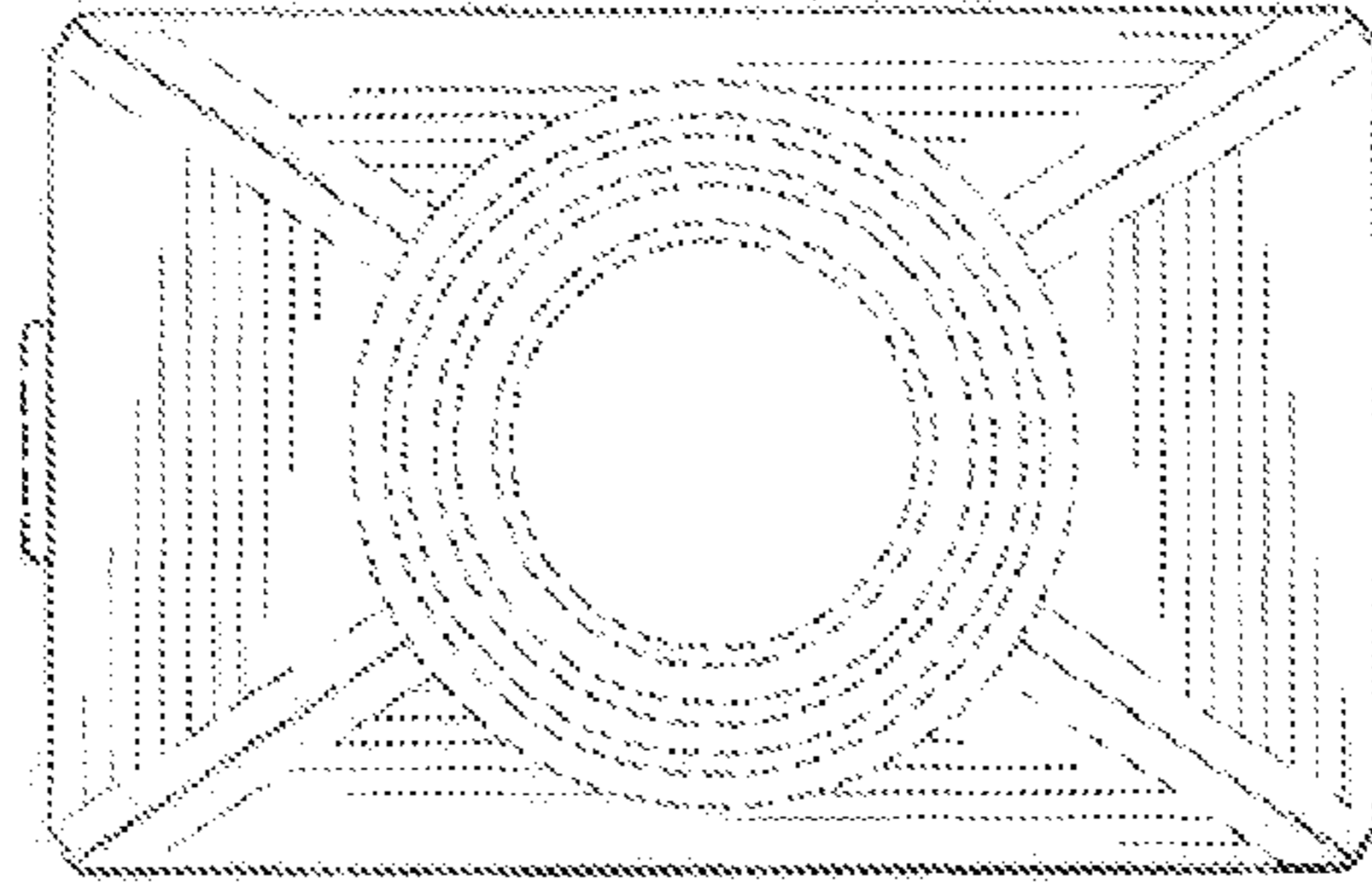


Fig. 6

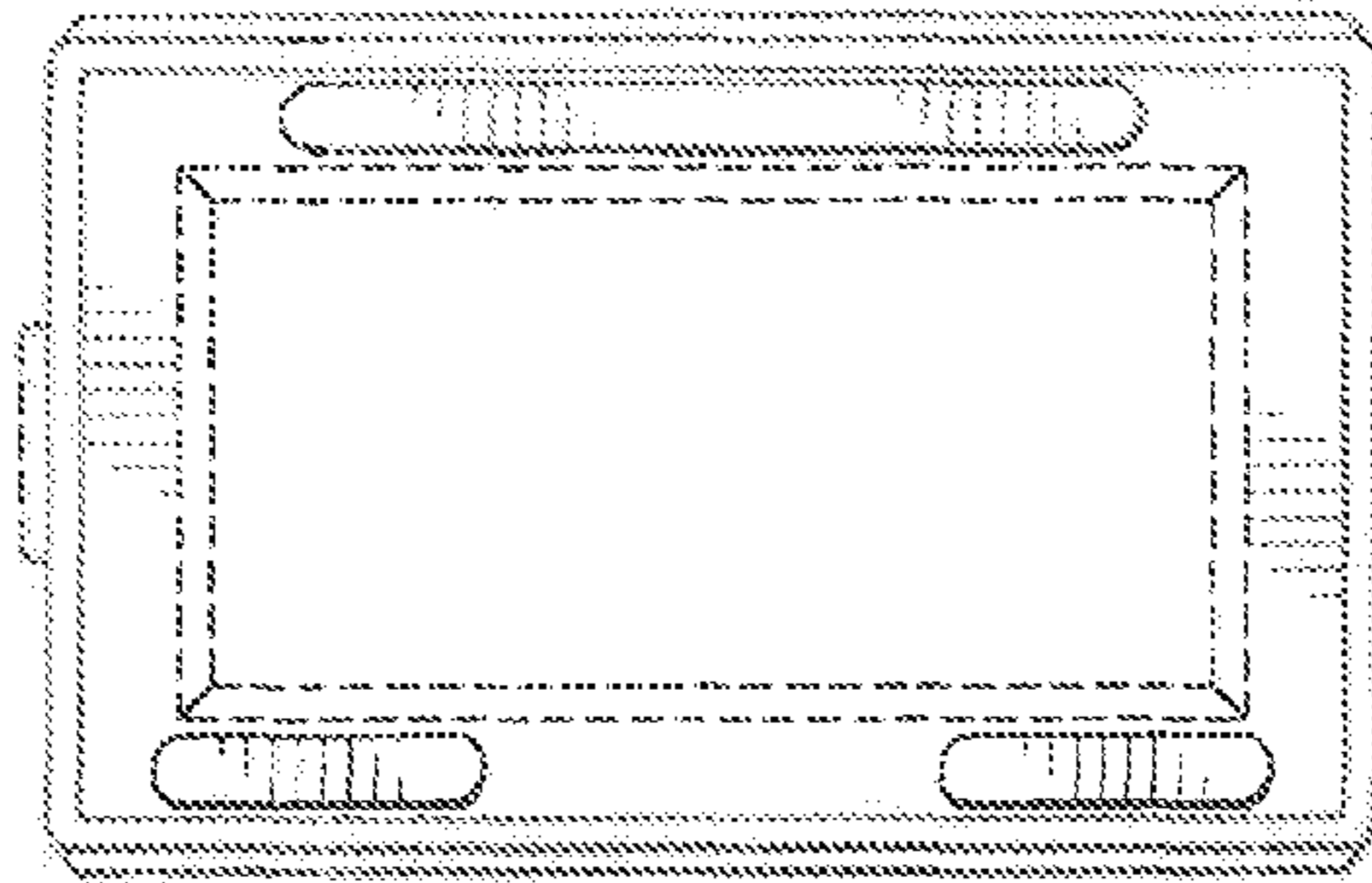


Fig. 7