

US00D674693S

(12) **United States Design Patent**
Moorhouse

(10) **Patent No.:** **US D674,693 S**

(45) **Date of Patent:** **** Jan. 22, 2013**

(54) **BAG HOLDER**

(76) Inventor: **Edward C. Moorhouse**, San Jose, CA
(US)

(**) Term: **14 Years**

(21) Appl. No.: **29/408,746**

(22) Filed: **Dec. 15, 2011**

(51) **LOC (9) Cl.** **09-07**

(52) **U.S. Cl.** **D9/434**

(58) **Field of Classification Search** D9/455,
D9/454, 434; D8/356; D3/328; D12/114;
294/171, 170, 165, 159, 158, 142, 137; 224/103;
211/59.1; 190/39, 18 A

See application file for complete search history.

2006/0175854 A1 8/2006 Dinoia et al.
2007/0095989 A1 5/2007 Spater et al.
2009/0032559 A1 2/2009 Fragale
2009/0289153 A1 11/2009 Jarrell et al.

* cited by examiner

Primary Examiner — Raphael Barkai

Assistant Examiner — Randall Gholson

(74) *Attorney, Agent, or Firm* — QuickPatents, Inc.; Kevin Prince

(57) **CLAIM**

I claim the ornamental design for a bag holder, as shown and described.

(56) **References Cited**

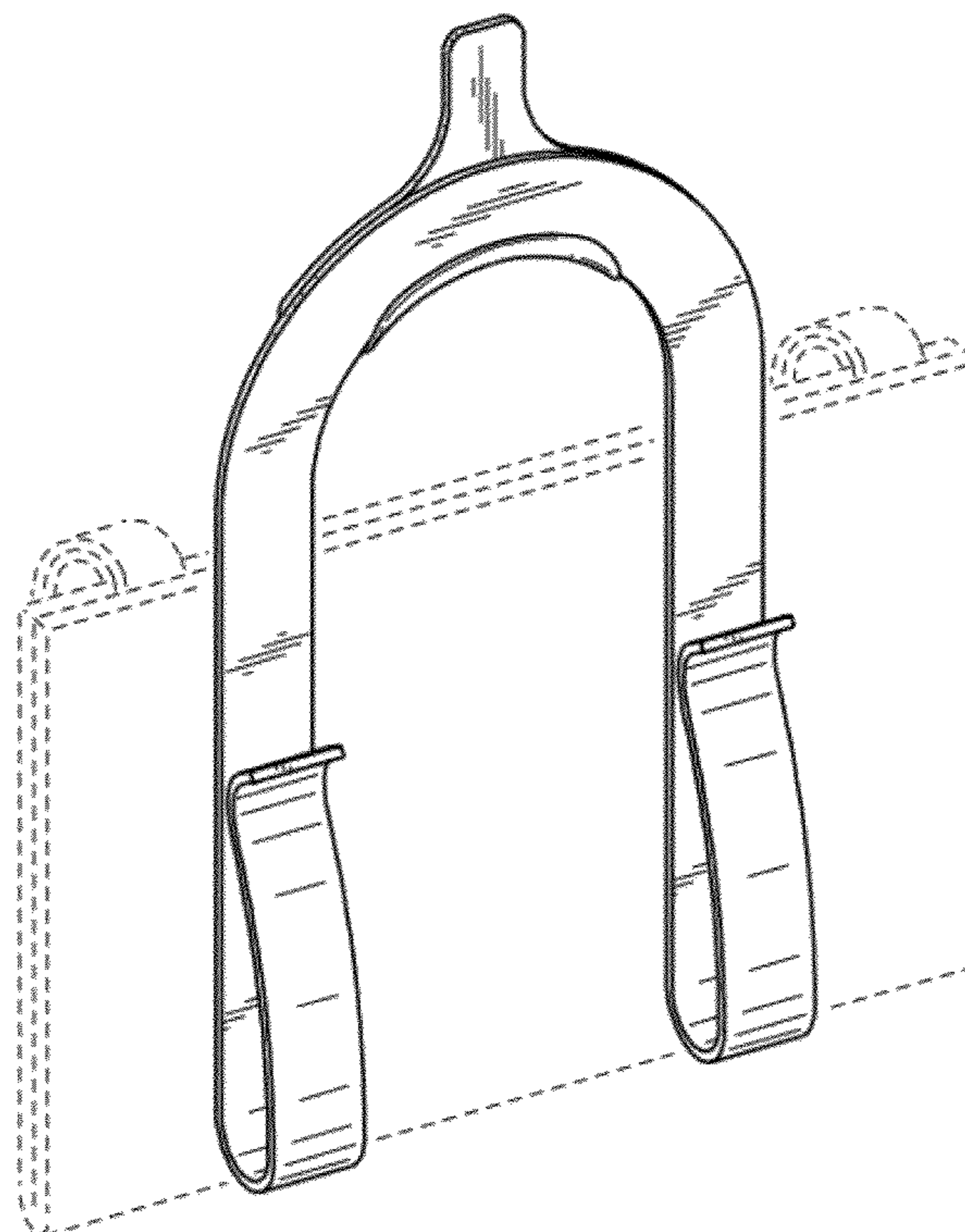
U.S. PATENT DOCUMENTS

5,697,661	A	12/1997	Robinson, Sr. et al.	
5,836,634	A	11/1998	Finkelman	
6,367,746	B1	4/2002	Webb et al.	
6,450,378	B1 *	9/2002	Miller	224/275
6,669,067	B2	12/2003	Schuster	
6,764,052	B1 *	7/2004	Wise	248/304
6,901,635	B1 *	6/2005	Scola	16/422
7,097,223	B1 *	8/2006	Bradford	294/137
D530,206	S *	10/2006	Sumrall	D9/455
7,232,168	B2 *	6/2007	Orefice	294/137
7,233,916	B2 *	6/2007	Schultz	705/26.35
D567,649	S *	4/2008	Borkowski et al.	D9/434
7,533,916	B2 *	5/2009	Eichenbaum	294/159
2005/0017530	A1	1/2005	Lima	

DESCRIPTION

FIG. 1 is a perspective view of a bag holder, showing my new design;
FIG. 2 is an exploded perspective view thereof;
FIG. 3 is an exploded front elevational view thereof;
FIG. 4 is an exploded rear elevational view thereof;
FIG. 5 is an exploded right-side elevational view thereof, the left-side elevational view being a mirror image thereof;
FIG. 6 is an exploded top plan view thereof; and,
FIG. 7 is an exploded bottom plan view thereof.
The broken lines showing a bag in FIG. 1 depict environmental matter and form no part of the claimed design.

1 Claim, 3 Drawing Sheets



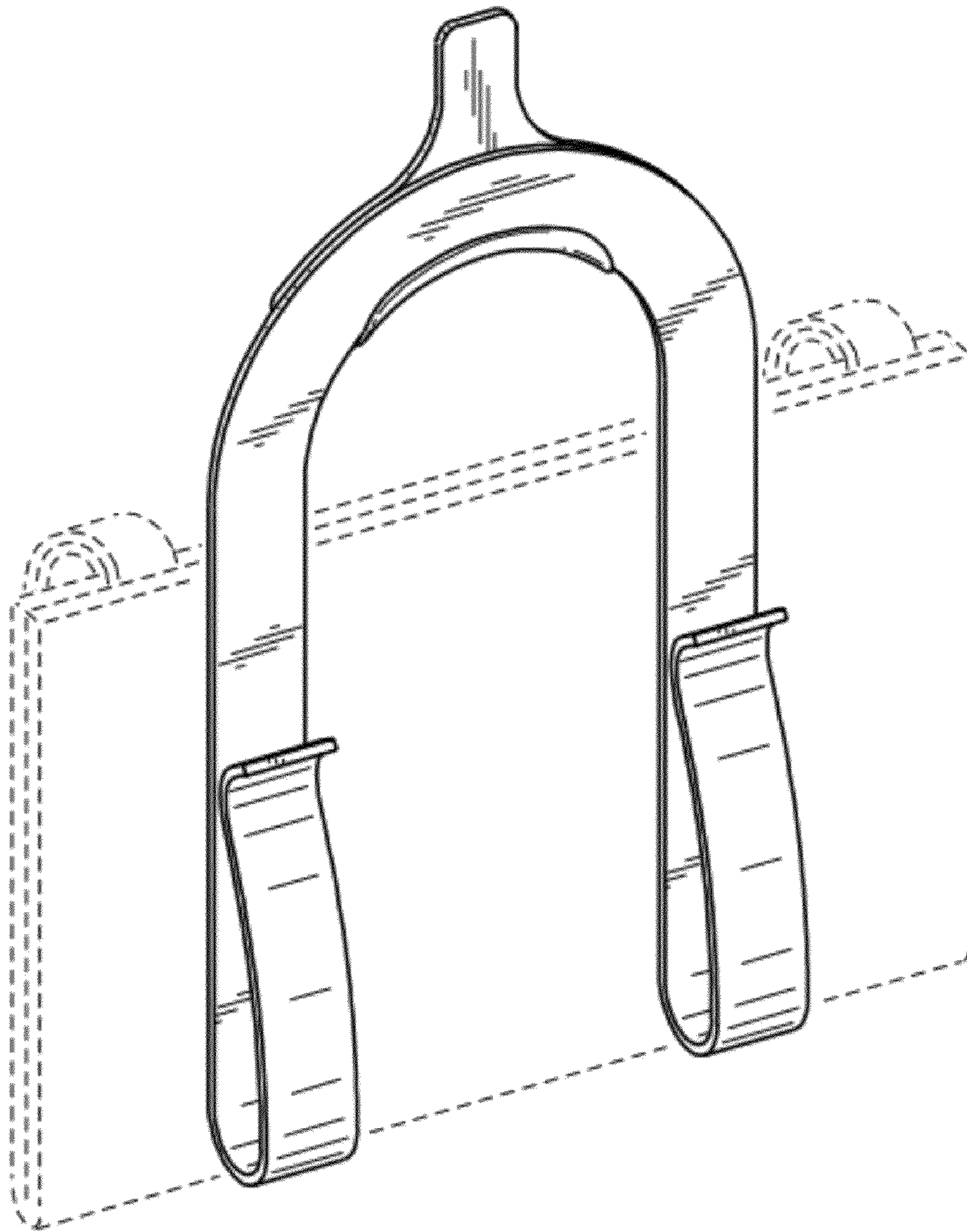


FIG. 1




FIG. 2




FIG. 3

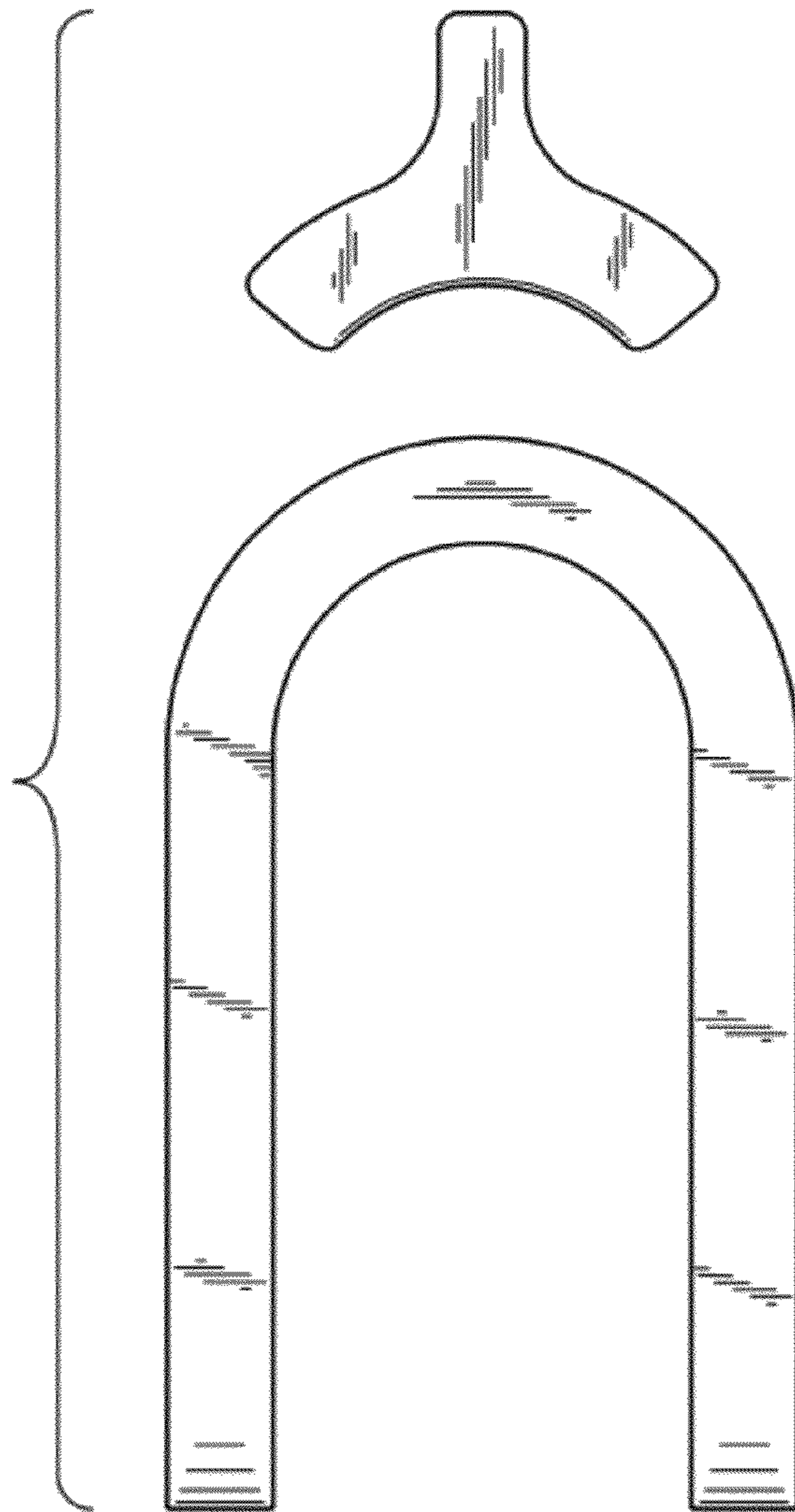


FIG. 4

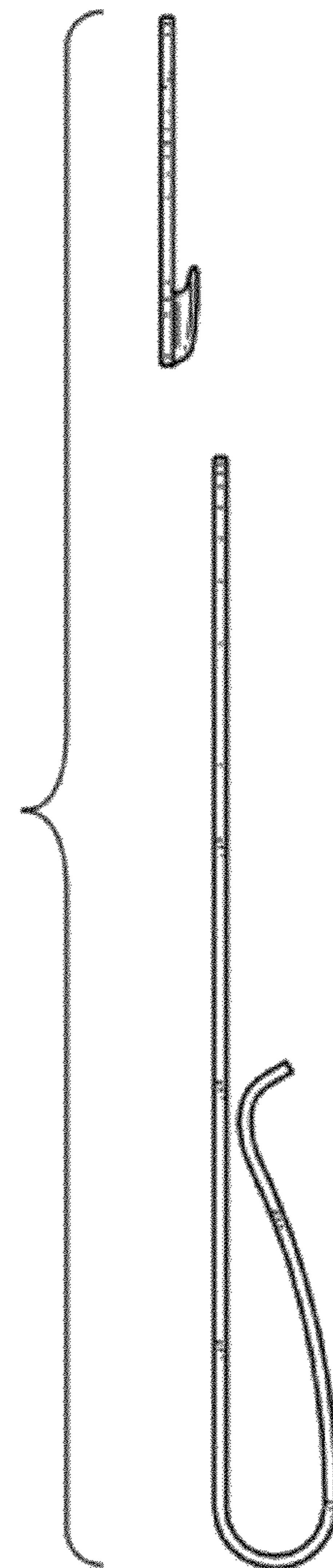


FIG. 5

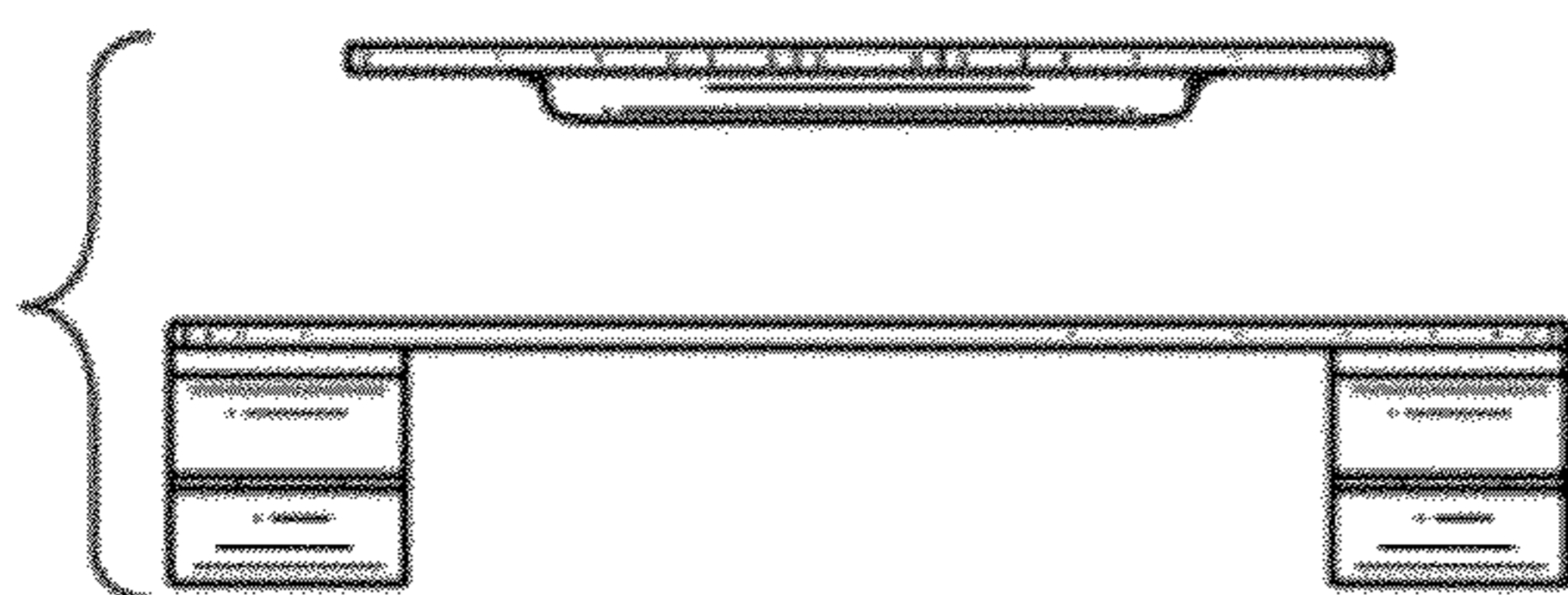


FIG. 6

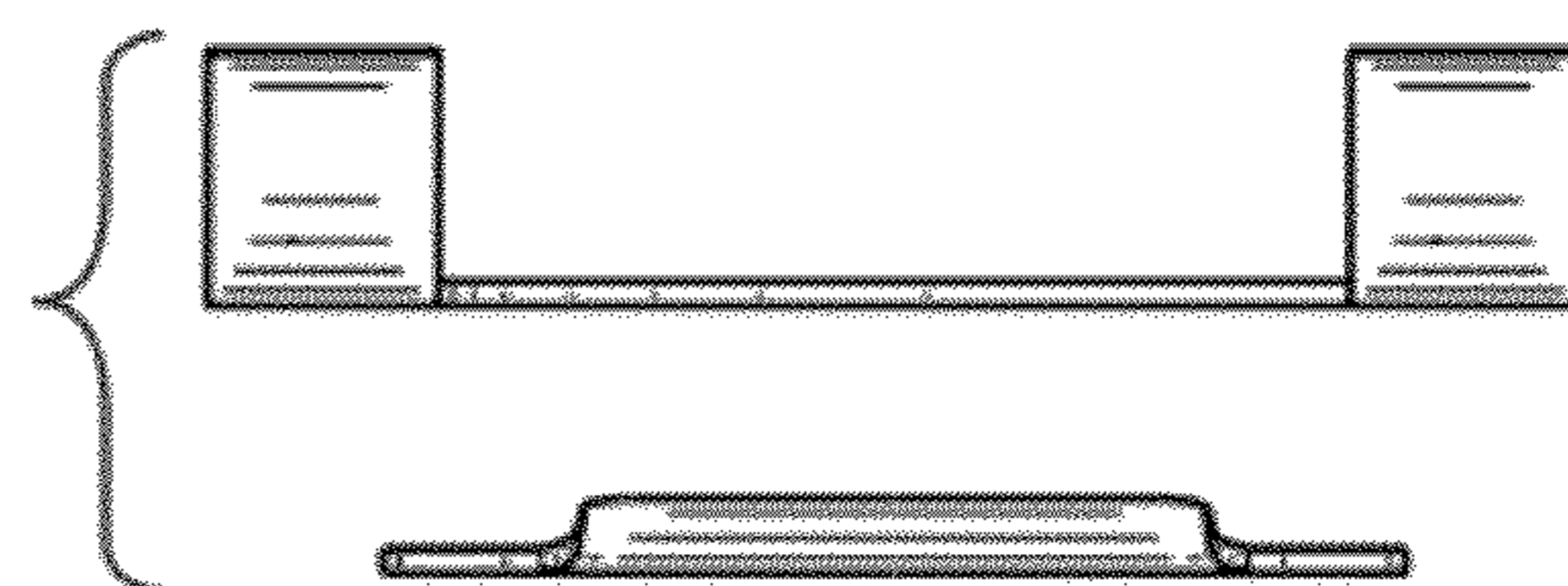


FIG. 7