



US00D674687S

(12) **United States Design Patent**
Cote et al.

(10) **Patent No.:** **US D674,687 S**
(45) **Date of Patent:** **** Jan. 22, 2013**

(54) **OPEN PACKAGING FOR SURGICAL BLADE TIPS**

(75) Inventors: **Dana Cote**, Boxford, MA (US);
Gregory P. Halloran, Grafton, MA (US);
Thomas F. Walsh, Stoneham, MA (US);
Jessica Chiappone, Boston, MA (US)

(73) Assignee: **Beaver-Visitec International (US), Inc.**,
Lake Forest, IL (US)

(**) Term: **14 Years**

(21) Appl. No.: **29/358,725**

(22) Filed: **Mar. 31, 2010**

(51) **LOC (9) Cl.** **09-03**

(52) **U.S. Cl.** **D9/414; D9/424; D9/456; D24/147**

(58) **Field of Classification Search** D9/715,
D9/718, 735, 736, 737, 748, 749, 414, 419,
D9/424, 434, 443, 444, 447, 455, 456;
D24/227-229, 146-149; D28/44, 73; 206/207,
206/208, 210, 570, 571, 581, 228, 38, 234,
206/235, 349-379, 37, 39.5, 1.5, 438, 823,
206/828, 528, 535, 538, 540, 557-565; 132/76.5,
132/290-318

See application file for complete search history.

(56) **References Cited**

U.S. PATENT DOCUMENTS

D149,540	S	*	5/1948	Case et al.	D7/637
D214,971	S	*	8/1969	Huck	D24/223
4,111,302	A	*	9/1978	Roth	206/363
D256,995	S	*	9/1980	Kiraly	D9/749
D290,344	S	*	6/1987	Toms	D9/424
D330,148	S	*	10/1992	Pinkston	D7/629

D334,973	S	*	4/1993	Valentine et al.	D24/227
5,526,929	A	*	6/1996	Wei	206/378
D374,284	S	*	10/1996	Stone et al.	D24/145
D374,285	S	*	10/1996	DeFonzo et al.	D24/145
D401,145	S	*	11/1998	Gray	D9/749
D464,260	S	*	10/2002	Dijkstra	D9/422
7,036,660	B1	*	5/2006	Abidin et al.	206/354
D546,199	S	*	7/2007	Gray et al.	D9/749
7,441,655	B1	*	10/2008	Hoftman	206/380
D596,046	S	*	7/2009	van Deursen	D9/735
D608,015	S	*	1/2010	Sandel	D24/227
7,802,681	B2	*	9/2010	Williams	206/363

* cited by examiner

Primary Examiner — Catherine Tuttle

(74) *Attorney, Agent, or Firm* — Hoffmann & Baron, LLP

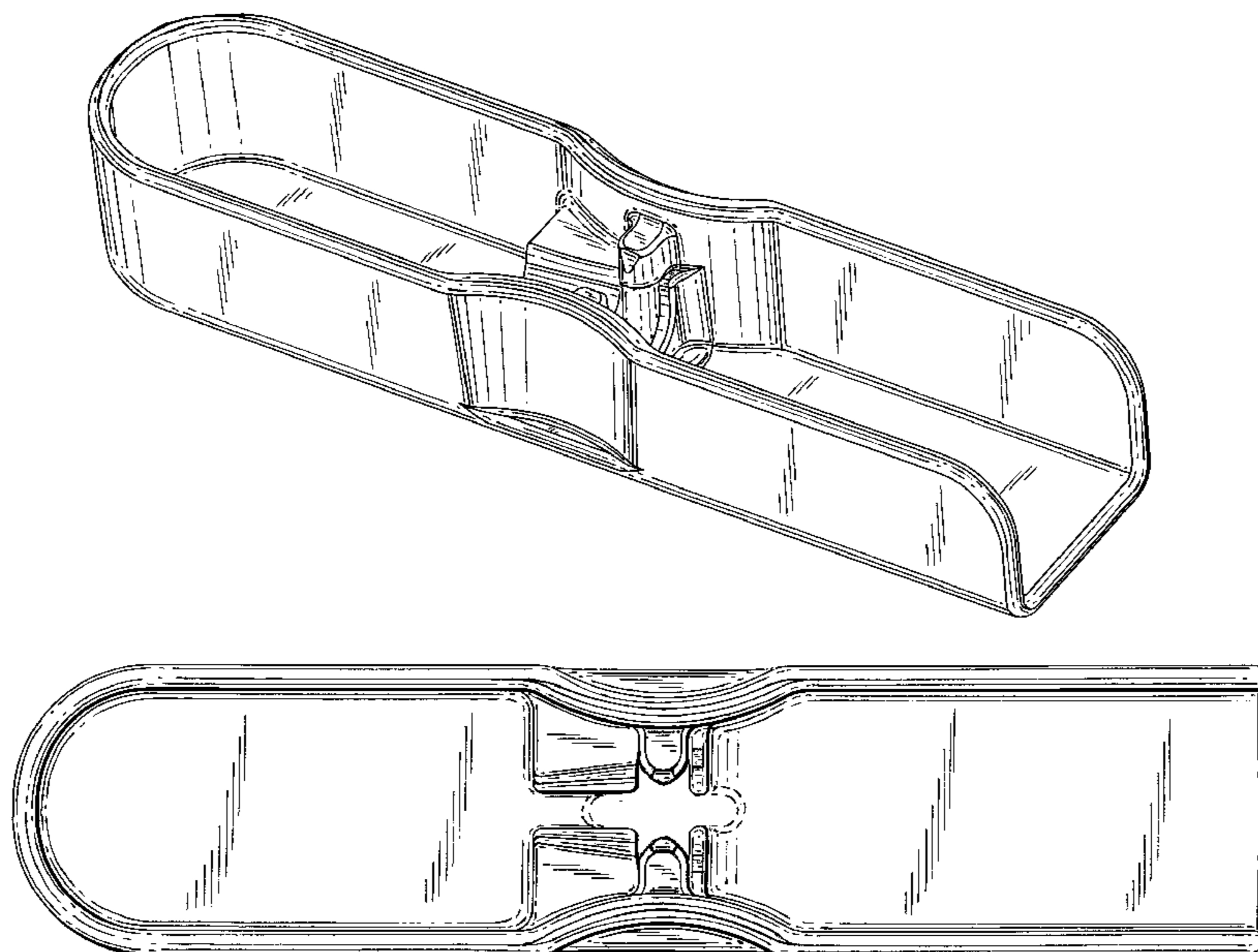
(57) **CLAIM**

The ornamental design for an open packaging for surgical blade tips, as shown and described.

DESCRIPTION

FIG. 1 is a top perspective view of an open packaging for surgical blade tips;
FIG. 2 is a top plan view thereof;
FIG. 3 is a right elevational view thereof;
FIG. 4 is a front elevational view thereof;
FIG. 5 is a rear elevational view thereof;
FIG. 6 is a left elevational view thereof; and,
FIG. 7 is a bottom plan view thereof.
The broken lines shown in FIGS. 2 and 7 are included for the purpose of illustrating portions of the open packaging for surgical blade tips that form no part of the claimed design. It is understood that the broken lines portions immediately adjacent the shaded areas define the bounds of the claim but form no part thereof.

1 Claim, 3 Drawing Sheets



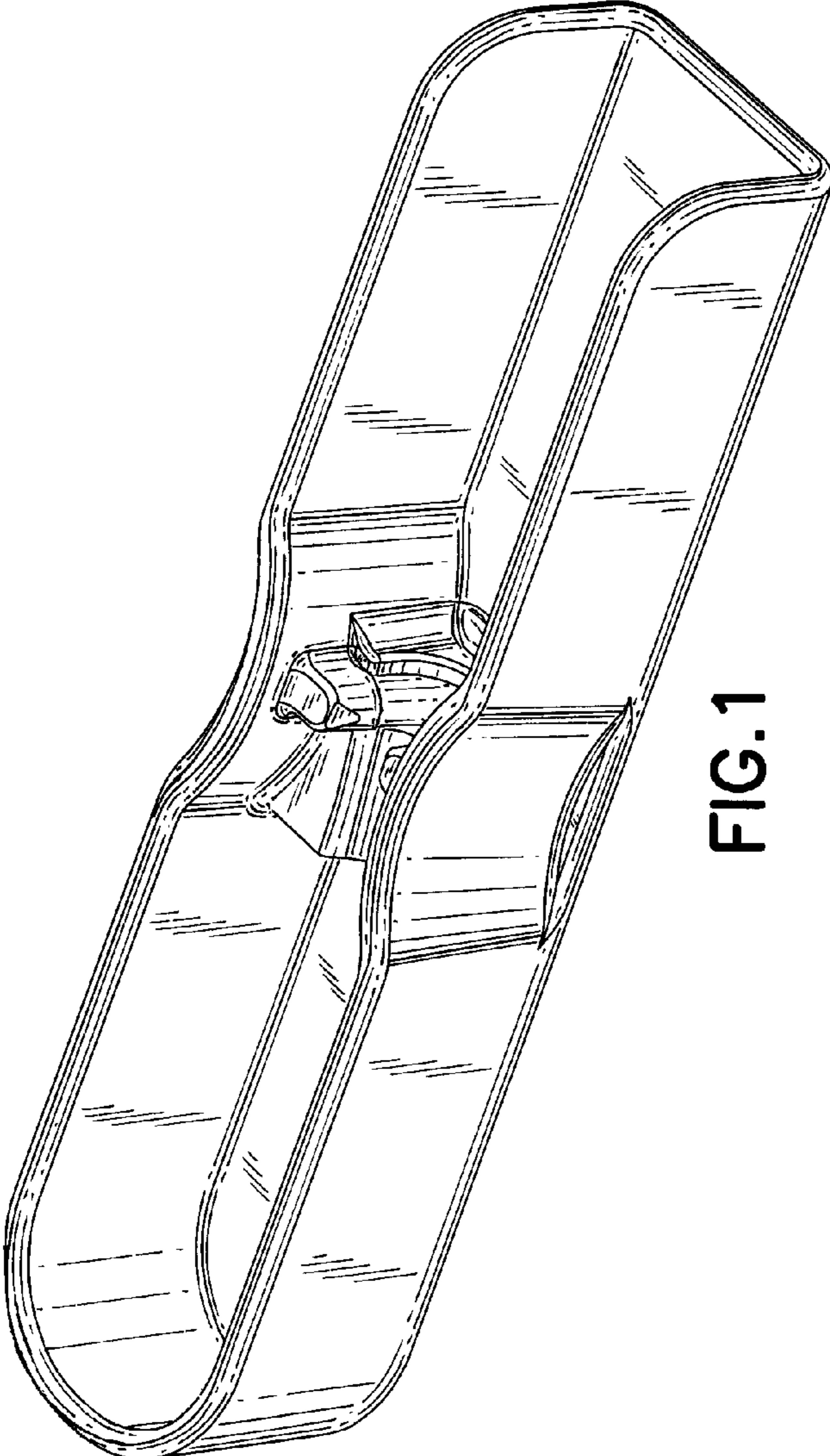


FIG. 1

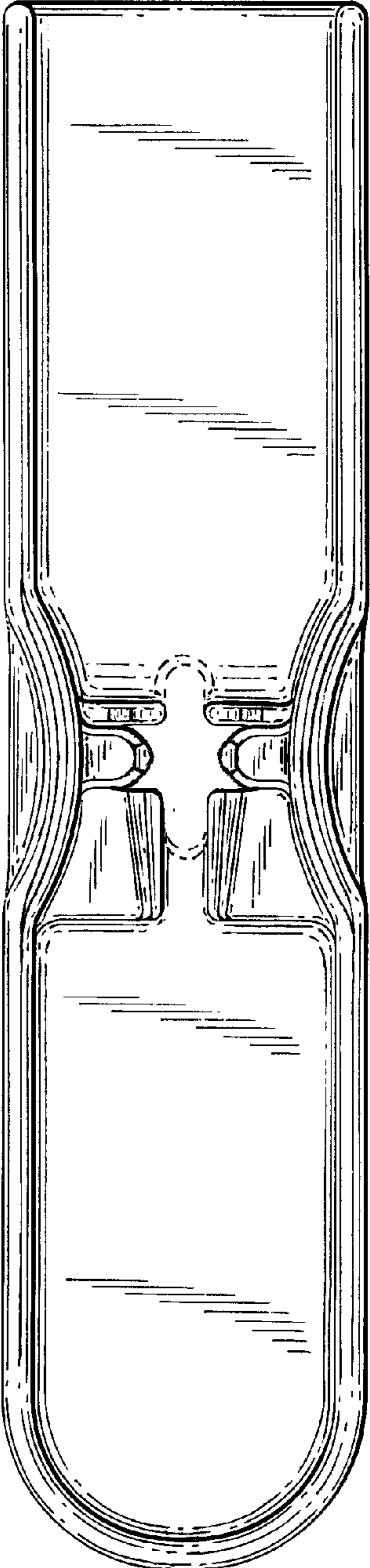


FIG. 2




FIG. 3




FIG. 5

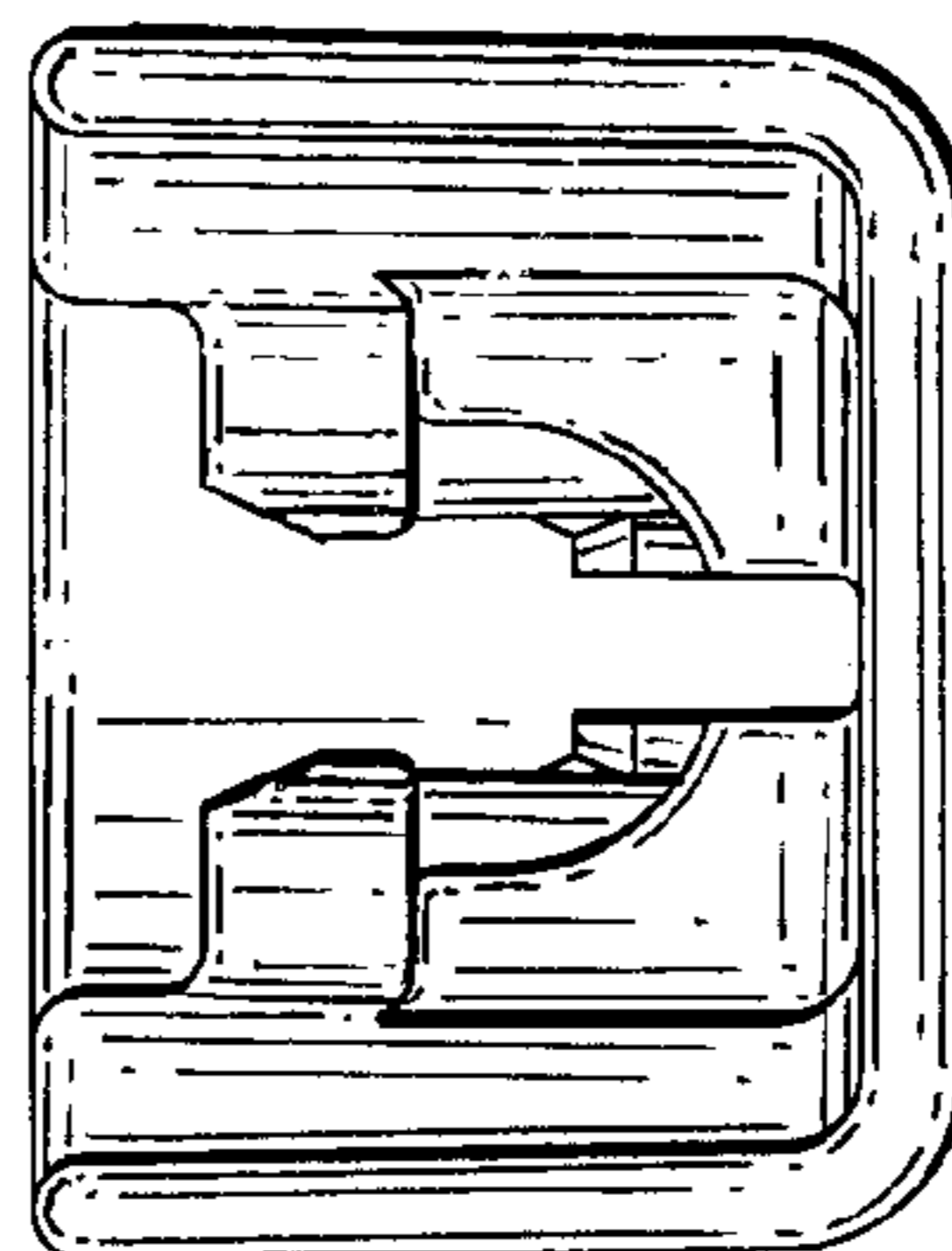


FIG. 4




FIG. 6

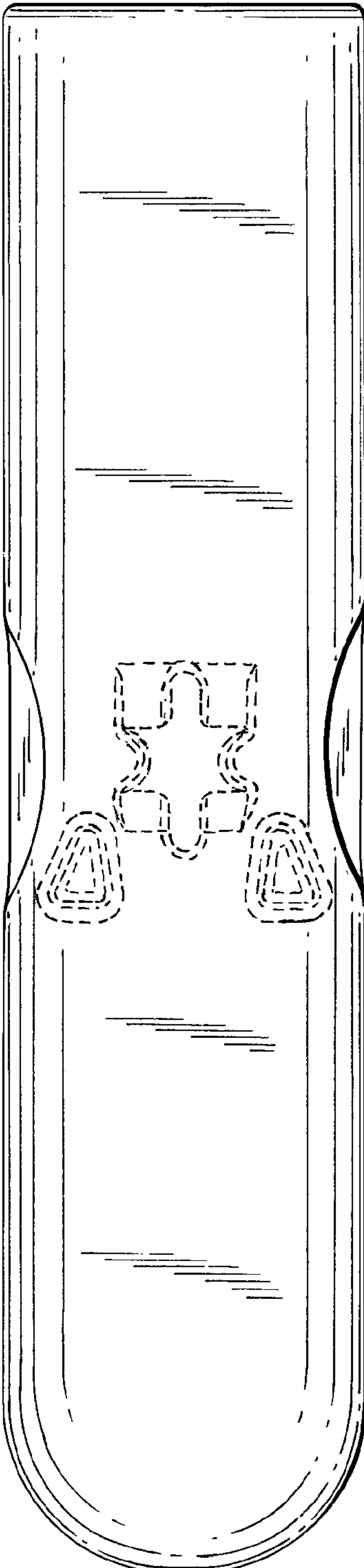


FIG. 7