



US00D674649S

(12) **United States Design Patent**
Ludwig et al.

(10) **Patent No.:** **US D674,649 S**
(45) **Date of Patent:** **** Jan. 22, 2013**

- (54) **STRAW**
- (75) Inventors: **Ben Ludwig**, Ashville, NY (US); **Ruth McClellan**, Pittsfield, PA (US); **Brad Bielawski**, Warren, PA (US)
- (73) Assignee: **Whirley Industries, Inc.**, Warren, PA (US)
- (**) Term: **14 Years**
- (21) Appl. No.: **29/389,190**
- (22) Filed: **Apr. 7, 2011**
- (51) **LOC (9) Cl.** **07-06**
- (52) **U.S. Cl.** **D7/300.2**
- (58) **Field of Classification Search** D7/300.2,
D7/507, 509, 510, 619.1-625; D9/716, 717;
D19/42; 215/229, 388, 389; 206/216; 239/16,
239/24-33; 426/35, 85; 433/91, 96
See application file for complete search history.

4,408,690	A *	10/1983	Ferrero	206/222
4,909,437	A *	3/1990	Kang	239/33
5,031,831	A *	7/1991	Williams, III	239/33
D332,547	S *	1/1993	Lipson	D7/300.2
D372,624	S *	8/1996	Chein	D7/300.2
5,713,664	A *	2/1998	Harilela	366/129
5,947,378	A *	9/1999	Rebotier	239/33
D419,360	S *	1/2000	Lipson	D7/300.2
6,905,596	B2 *	6/2005	Chu	210/222
8,066,152	B2 *	11/2011	Tetreault et al.	222/146.6

* cited by examiner

Primary Examiner — Cynthia M Chin

(74) *Attorney, Agent, or Firm* — Buchanan Ingersoll & Rooney PC

(57) **CLAIM**

The ornamental design for a straw, as shown and described.

DESCRIPTION

FIG. 1 is a perspective view of a straw showing our new design;

FIG. 2 is a top plan view thereof;

FIG. 3 is a bottom plan view thereof;

FIG. 4 is a front elevational view thereof; and,


FIG. 5 is a rear elevational view thereof.

1 Claim, 2 Drawing Sheets

(56) **References Cited**

U.S. PATENT DOCUMENTS

3,776,458	A *	12/1973	Chunga, Sr.	239/33
4,252,273	A *	2/1981	Karterman	239/33



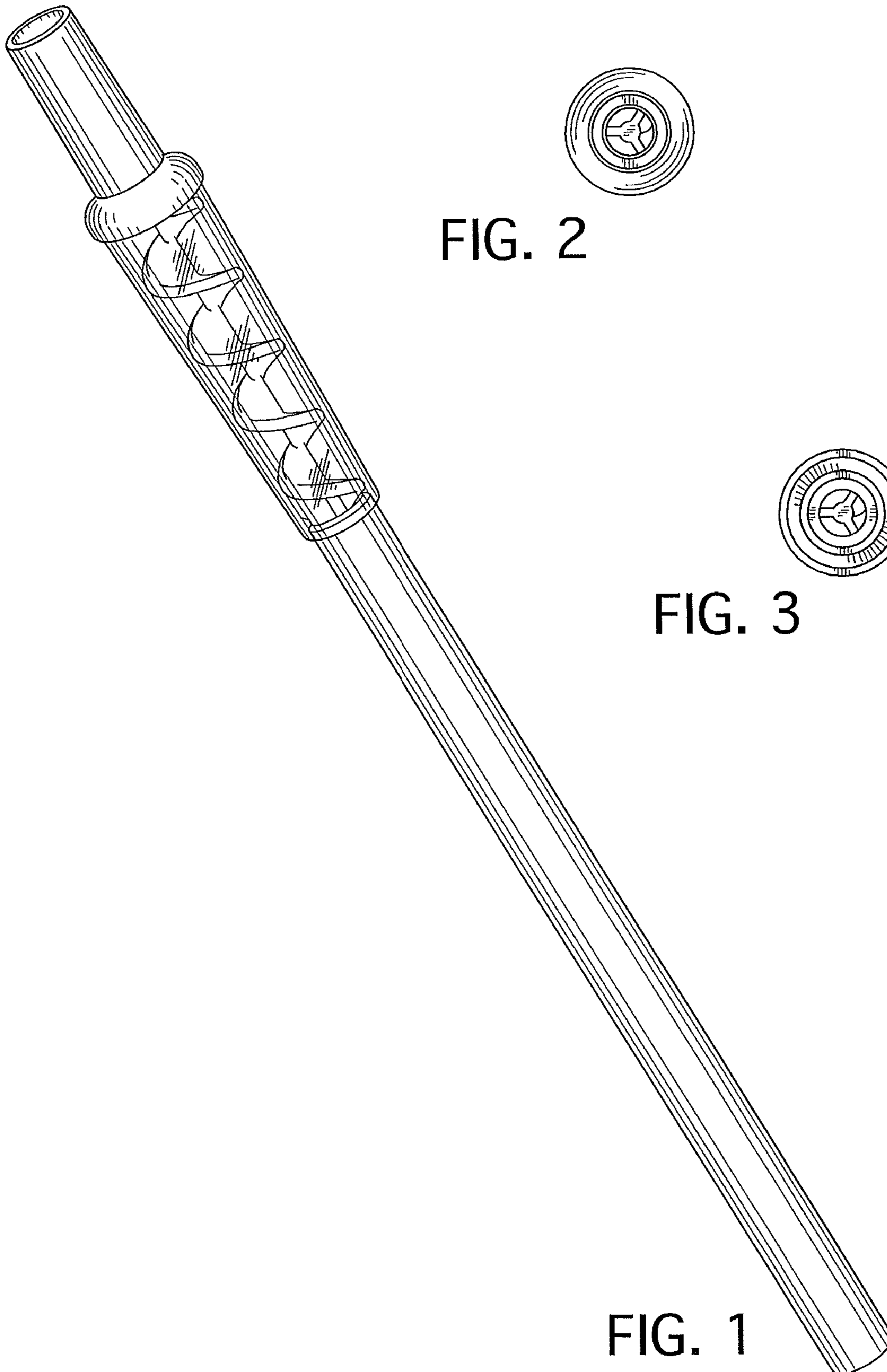


FIG. 2

FIG. 3

FIG. 1

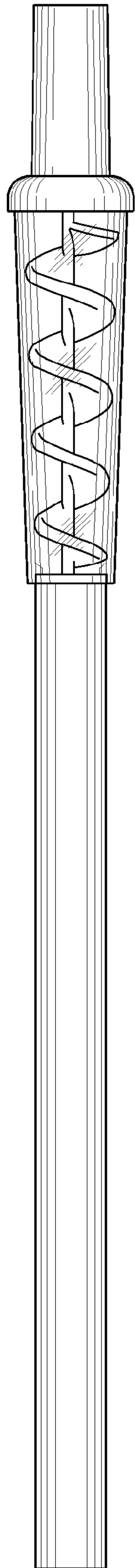


FIG. 4

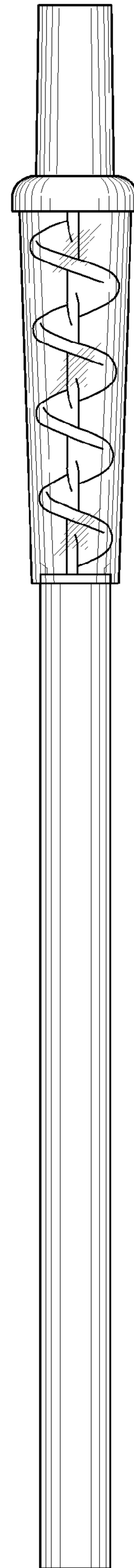


FIG. 5