



US00D674647S

(12) **United States Design Patent**
Glowner

(10) **Patent No.:** **US D674,647 S**

(45) **Date of Patent:** **** Jan. 22, 2013**

(54) **SEAT COVER**

(76) Inventor: **Christina L. Glowner**, Indianapolis, IN
(US)

(**) Term: **14 Years**

(21) Appl. No.: **29/402,250**

(22) Filed: **Sep. 22, 2011**

(51) **LOC (9) Cl.** **06-13**

(52) **U.S. Cl.** **D6/611**

(58) **Field of Classification Search** D6/610,
D6/611, 445, 490, 596, 601, 602, 603, 615,
D6/617, 621; D12/401-405; 135/87, 88.01,
135/95; 150/165-167, 158, 154; 280/770;
296/136.1, 136.01, 136.11; D7/306, 307;
297/218.1-218.5, 219.1-229; D23/354
See application file for complete search history.

(56) **References Cited**

U.S. PATENT DOCUMENTS

D383,431 S *	9/1997	Fennell	D12/400
D402,496 S *	12/1998	Harm	D6/611
D402,846 S *	12/1998	Licata et al.	D6/611
D405,637 S *	2/1999	Licata et al.	D6/611
D542,072 S *	5/2007	Moshopoulos	D6/611

D542,073 S *	5/2007	Moshopoulos	D6/611
D547,589 S *	7/2007	Albert	D6/611
D571,709 S *	6/2008	Parsons	D12/401

* cited by examiner

Primary Examiner — Richard E Chilcot

Assistant Examiner — Katrina A Betton

(74) *Attorney, Agent, or Firm* — Roberts IP Law; John Roberts

(57) **CLAIM**

The ornamental design for a seat cover, as shown.

DESCRIPTION

FIG. 1 is a rear side perspective view of a seat cover showing my new design positioned above a seat;

FIG. 2 is a rear side perspective view of the seat cover positioned on a seat;

FIG. 3 is a rear elevation view thereof;

FIG. 4 is a top plan view thereof;

FIG. 5 is a bottom plan view thereof;


FIG. 6 is a left side elevation view thereof;

FIG. 7 is a right side elevation view thereof; and,

FIG. 8 is a front bottom perspective view thereof.

In the drawings, the broken lines in FIGS. 1 and 2 depict a seat and form no part of the claimed design.

1 Claim, 5 Drawing Sheets




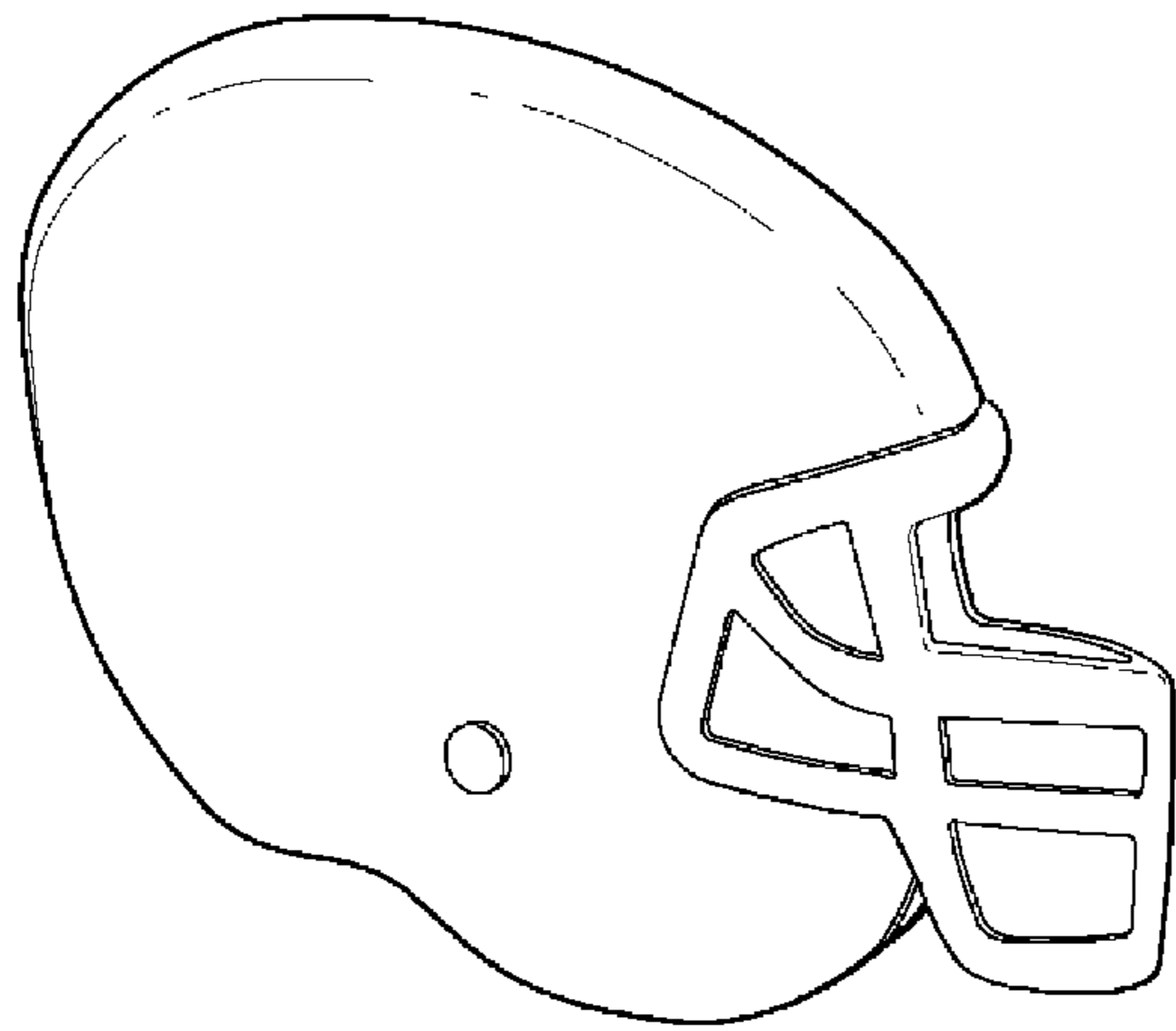


Fig. 1




Fig. 2




Fig. 4

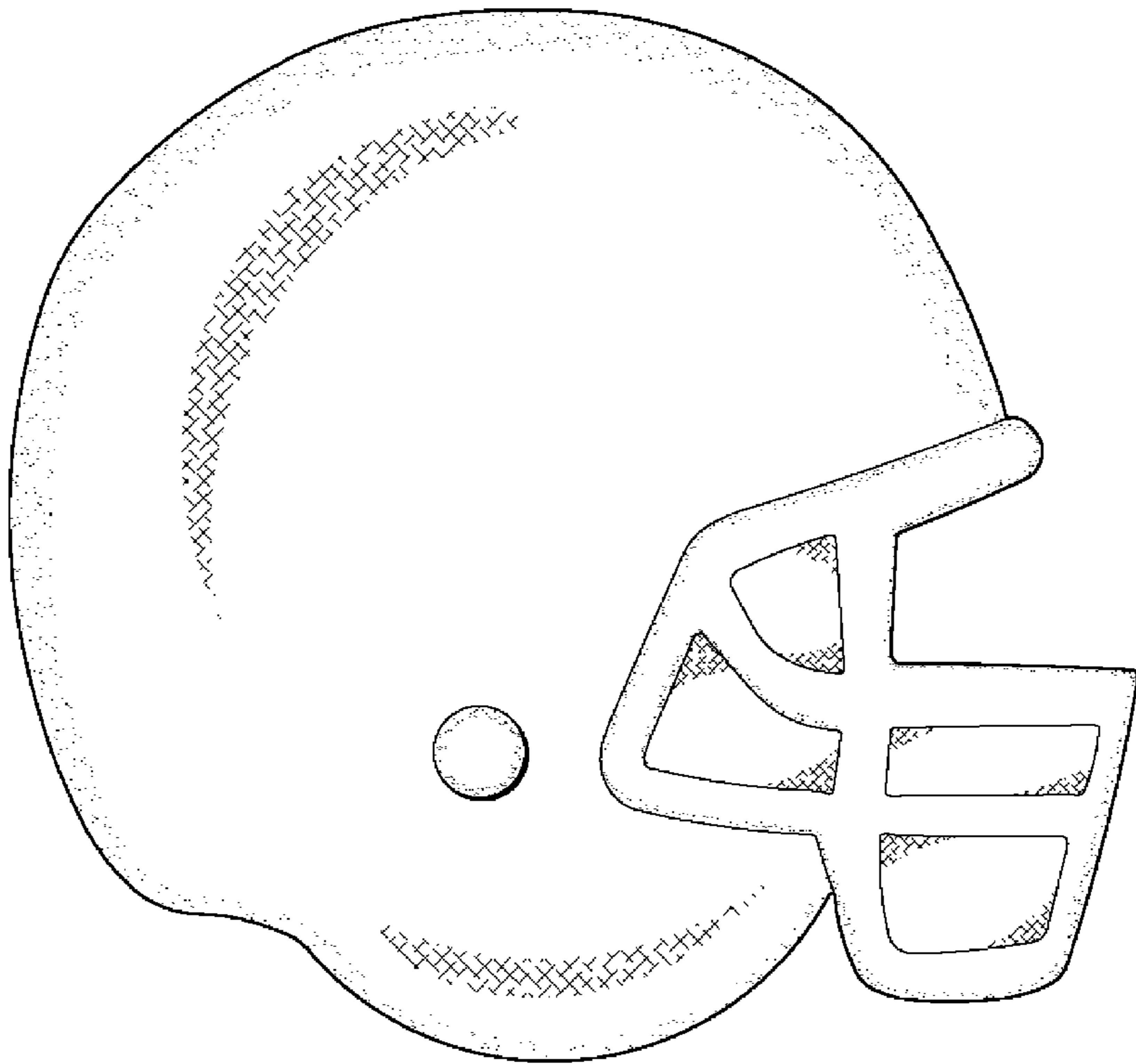


Fig. 3

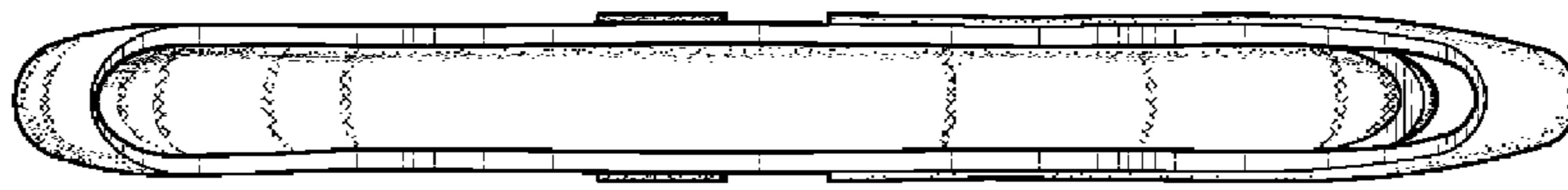


Fig. 5

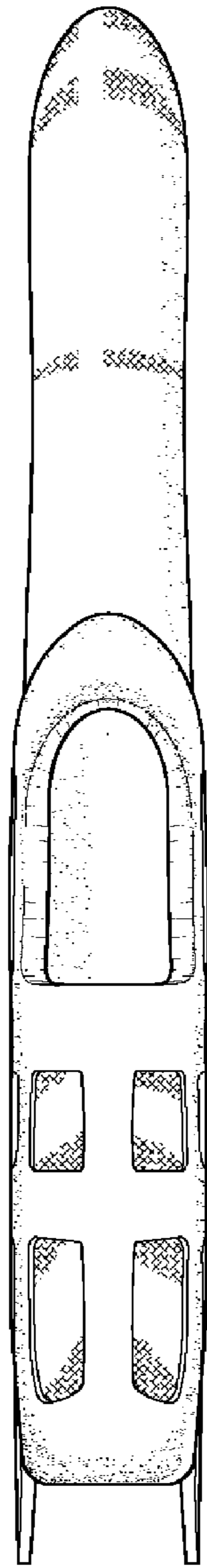


Fig. 6

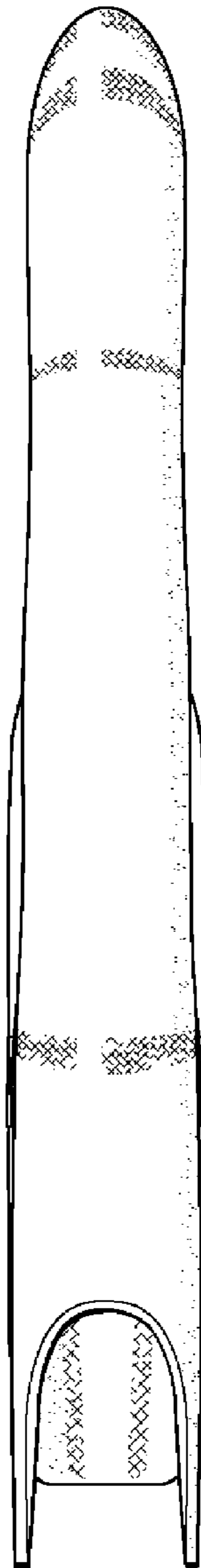


Fig. 7

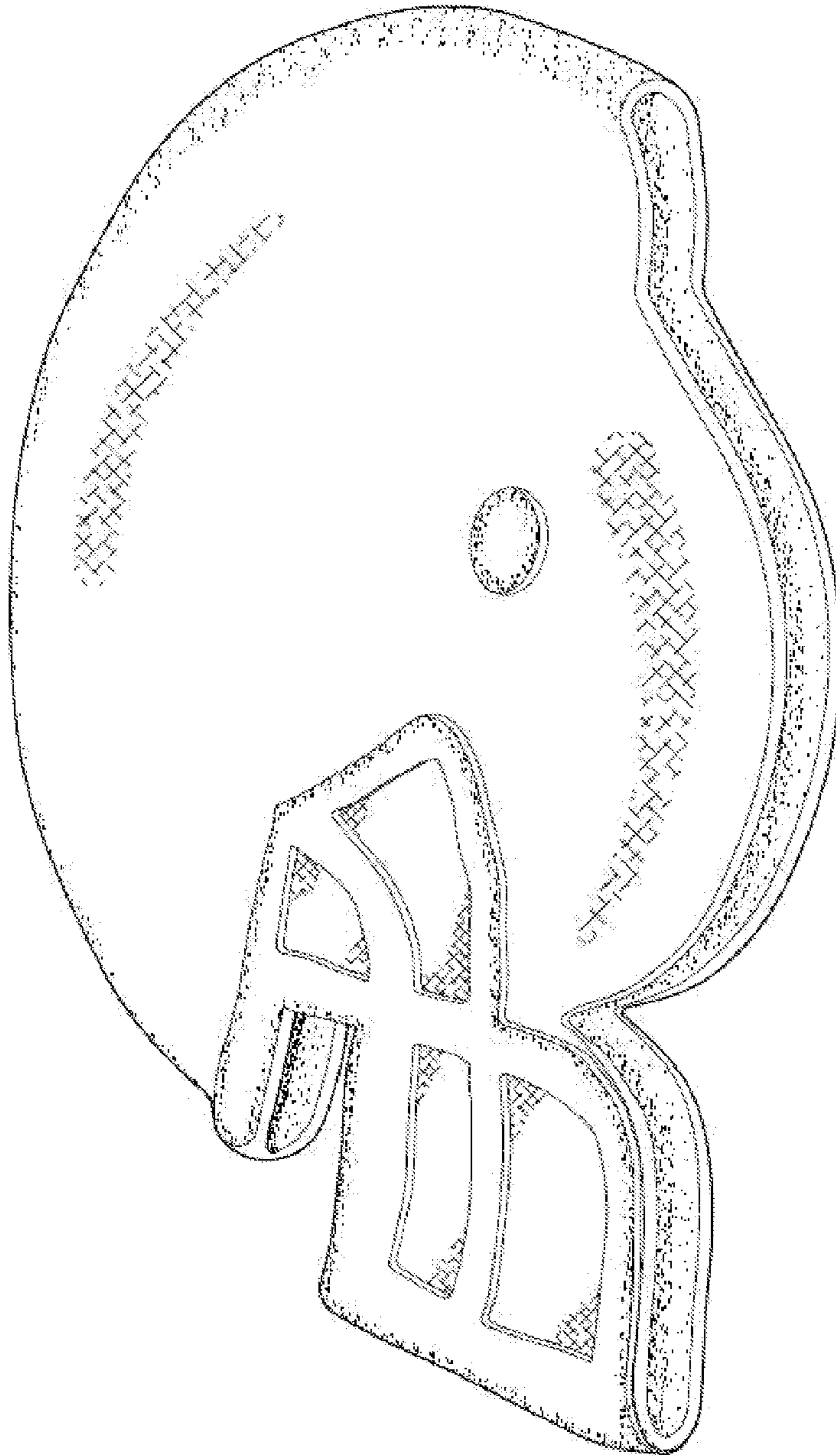


Fig. 8