



US00D674623S

(12) **United States Design Patent**
Erickson

(10) **Patent No.:** **US D674,623 S**
(45) **Date of Patent:** **** Jan. 22, 2013**

(54) **SHELF DIVIDER WITH SEPARATOR**

(76) Inventor: **Brent Carl Erickson**, Thamesville (CA)

(**) Term: **14 Years**

(21) Appl. No.: **29/373,351**

(22) Filed: **Mar. 31, 2011**

(30) **Foreign Application Priority Data**

Mar. 25, 2011 (CA) 139846

(51) **LOC (9) Cl.** **06-06**

(52) **U.S. Cl.** **D6/476**

(58) **Field of Classification Search** D6/449,
D6/466-467, 476, 479, 509-511; D19/75,
D19/92; D3/305, 313, 319; D9/341, 346,
D9/432-433; 248/174, 176.1; 206/45.21-45.22,
206/433, 499, 736, 745, 750; 211/10-11,
211/55, 59.4, 73, 135, 149, 184

See application file for complete search history.

(56) **References Cited**

U.S. PATENT DOCUMENTS

D135,419 S *	4/1943	Wade	D7/672
3,640,445 A *	2/1972	Durham	229/120.29
4,058,206 A *	11/1977	Morse et al.	229/241
4,213,559 A *	7/1980	Meyers	229/117.18
D274,012 S *	5/1984	Williams	D3/304
D284,917 S *	8/1986	Canter	D6/476
4,951,867 A *	8/1990	McManus	229/120.31
5,004,146 A *	4/1991	Thominet et al.	229/120.31
D328,539 S *	8/1992	Waterston	D6/475
5,167,363 A *	12/1992	Adkinson et al.	229/120.31
D333,581 S *	3/1993	Macsenti et al.	D6/510
D335,560 S *	5/1993	Fennell, Jr.	D34/5
D339,941 S *	10/1993	Meehan	D6/509
D348,390 S *	7/1994	Van Ness	D9/760
D387,559 S *	12/1997	Williamson	D3/313
D393,005 S *	3/1998	Devito	D19/92
D394,966 S *	6/1998	Connor et al.	D6/476
D395,577 S *	6/1998	Miller	D7/590

5,839,650 A *	11/1998	Sheffer	229/120.11
D405,610 S *	2/1999	Rasmussen	D3/305
D406,478 S *	3/1999	Rahman	D6/475
D426,902 S *	6/2000	Hardy et al.	D26/9
6,142,323 A *	11/2000	Veil et al.	211/184
6,158,653 A *	12/2000	Kanter et al.	229/185.1
D450,291 S *	11/2001	Wang	D12/426
D461,126 S *	8/2002	Decello et al.	D9/432
D466,074 S *	11/2002	Hoy	D12/426
D477,166 S *	7/2003	Petri	D6/510
D485,227 S *	1/2004	Graham	D12/426
D486,121 S *	2/2004	Bergh et al.	D12/425
D539,036 S *	3/2007	Potts et al.	D3/311
D570,684 S *	6/2008	Kisch	D9/756
D606,313 S *	12/2009	Neilsen	D3/304
D633,296 S *	3/2011	Potts et al.	D3/305
D651,801 S *	1/2012	Brown	D3/304
D654,726 S *	2/2012	Nealon et al.	D6/466
D658,882 S *	5/2012	Cullen	D3/313
D659,632 S *	5/2012	Jordan	D12/414.1

* cited by examiner

Primary Examiner — Kelley Donnelly

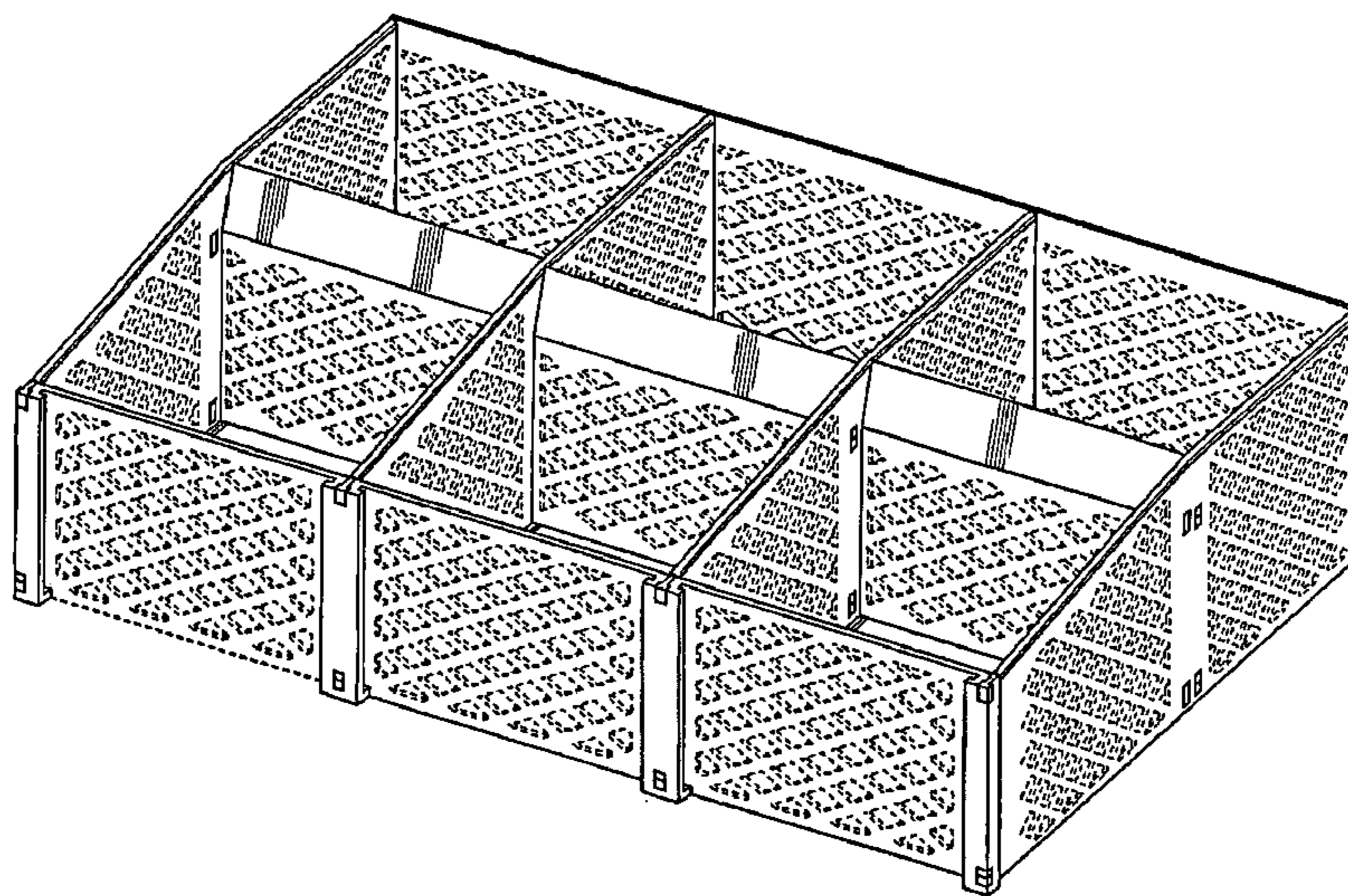
(57) **CLAIM**

I claim the ornamental design for a shelf divider with separator, as shown (as described).

DESCRIPTION

FIG. 1 is a perspective view of a first embodiment of the shelf divider with separator;
FIG. 2 is a top view thereof;
FIG. 3 is a bottom view thereof;
FIG. 4 is a front view thereof;
FIG. 5 is a rear view thereof;
FIG. 6 is a right side view thereof;
FIG. 7 is a left side view thereof; and,
FIG. 8 is a second embodiment of the shelf divider with separator of FIG. 1.
The broken lines are for the purpose of illustrating the environment of the design only and form no part of the claimed design.

1 Claim, 6 Drawing Sheets



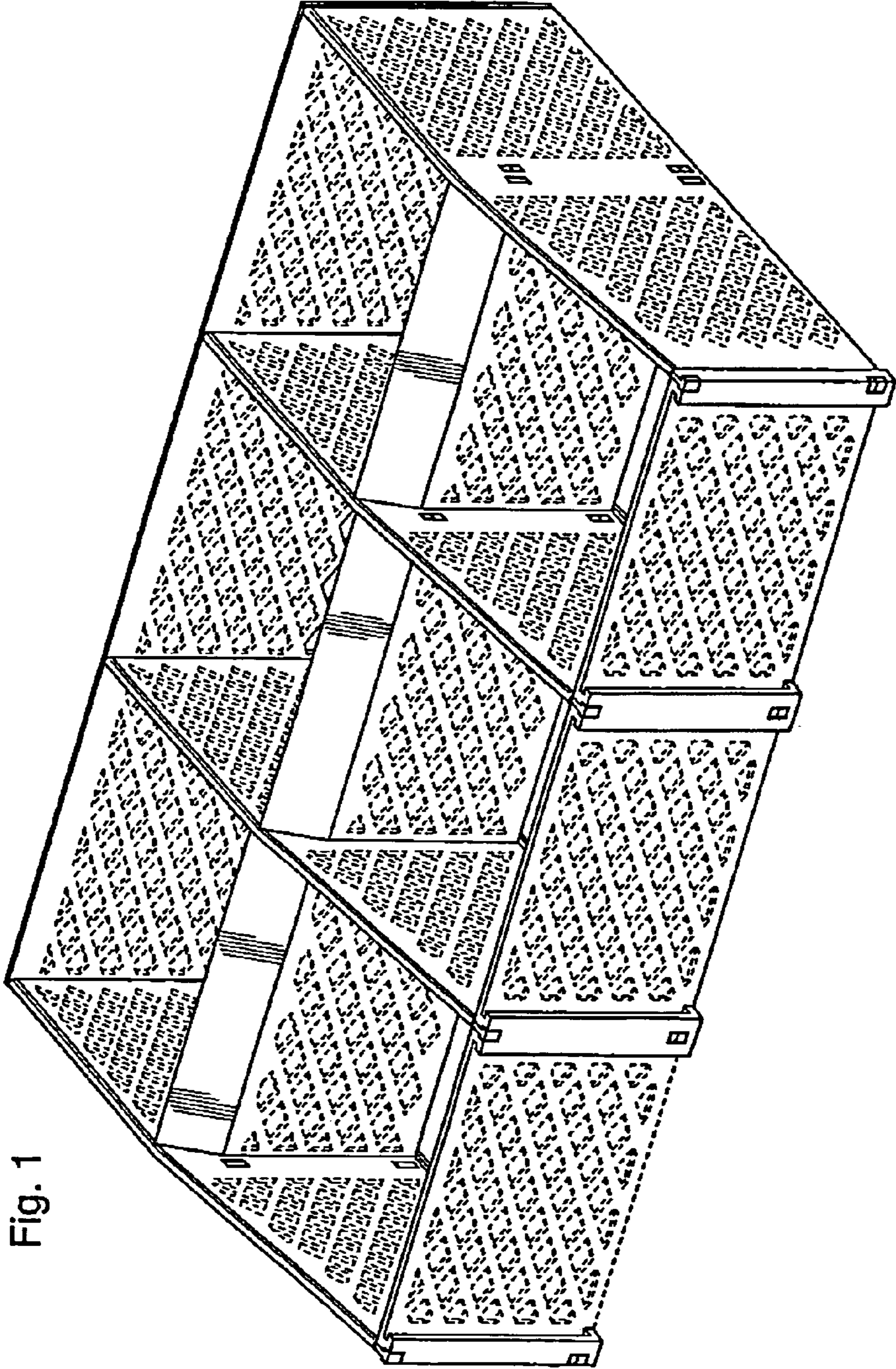


Fig. 1

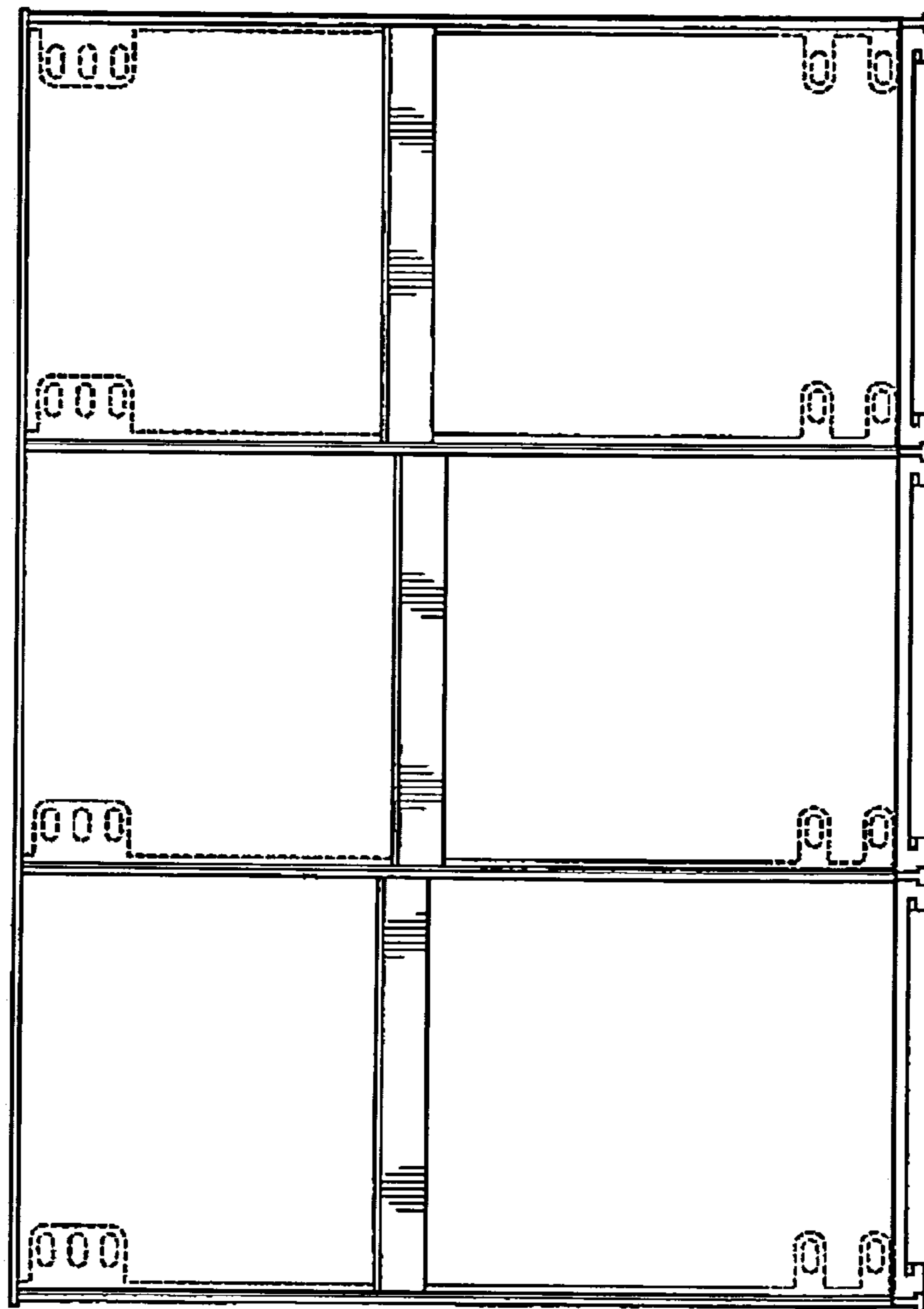


Fig. 2

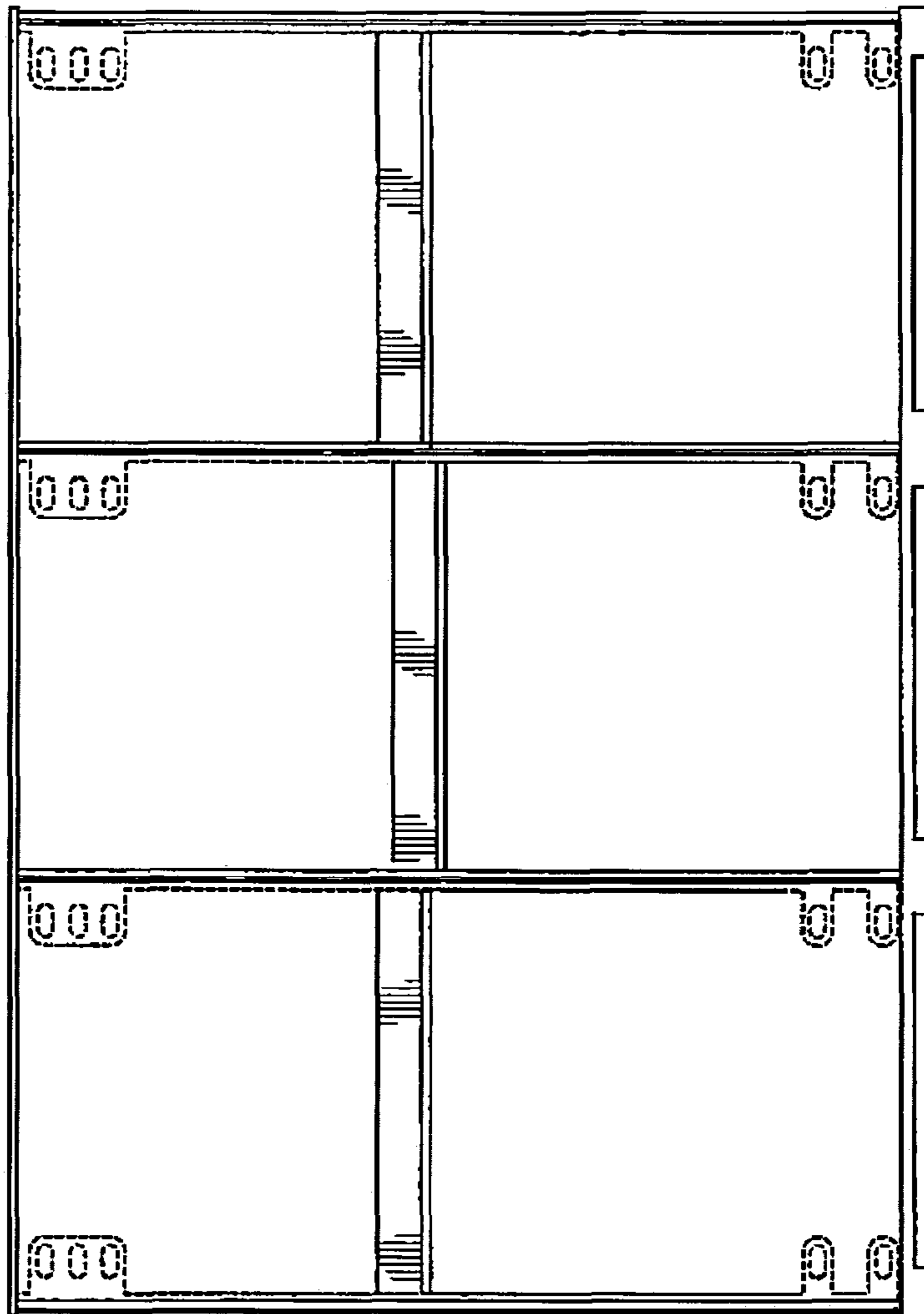


Fig. 3

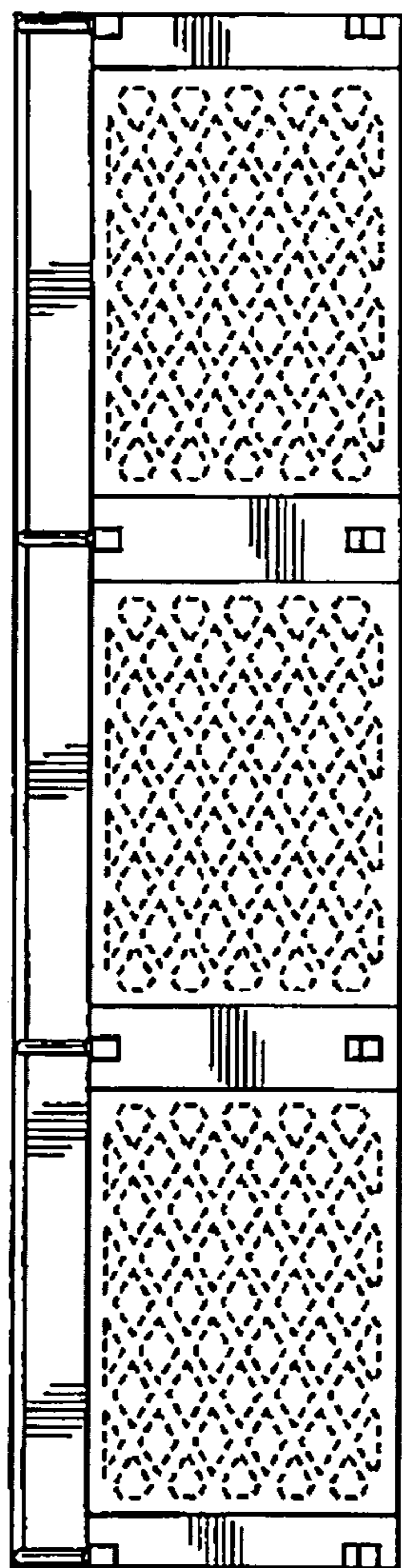


Fig. 4




Fig. 5

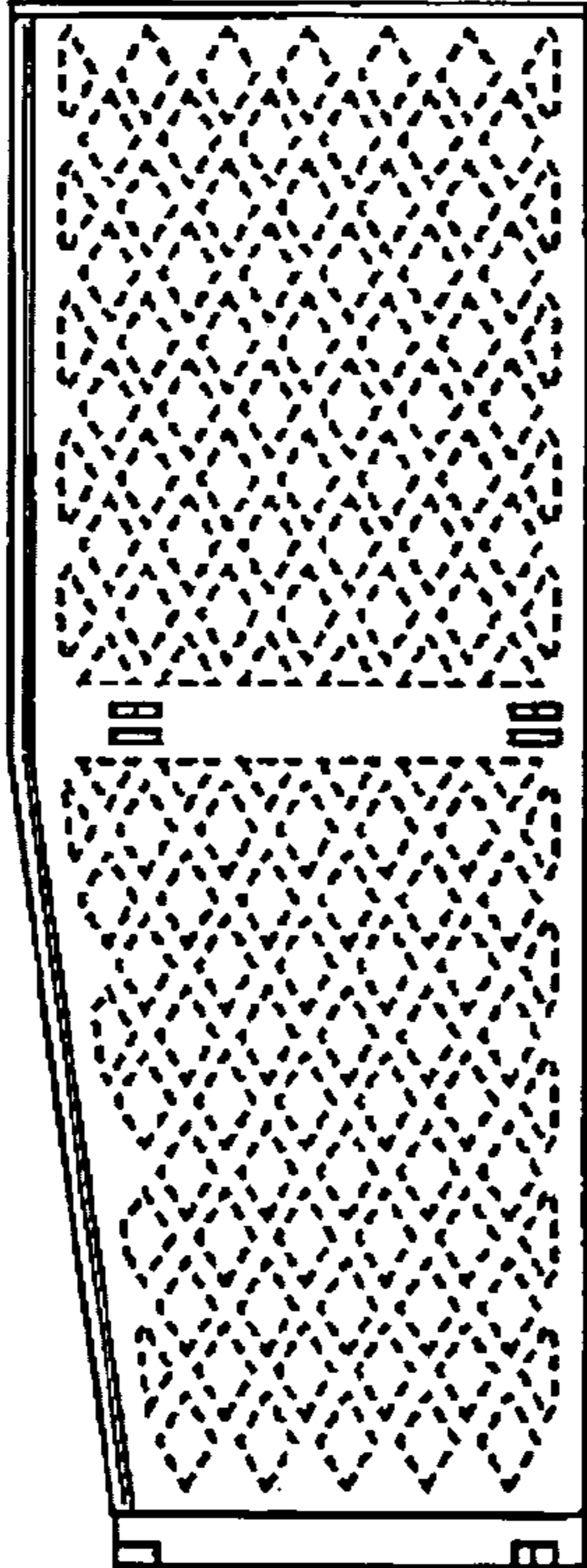


Fig. 6

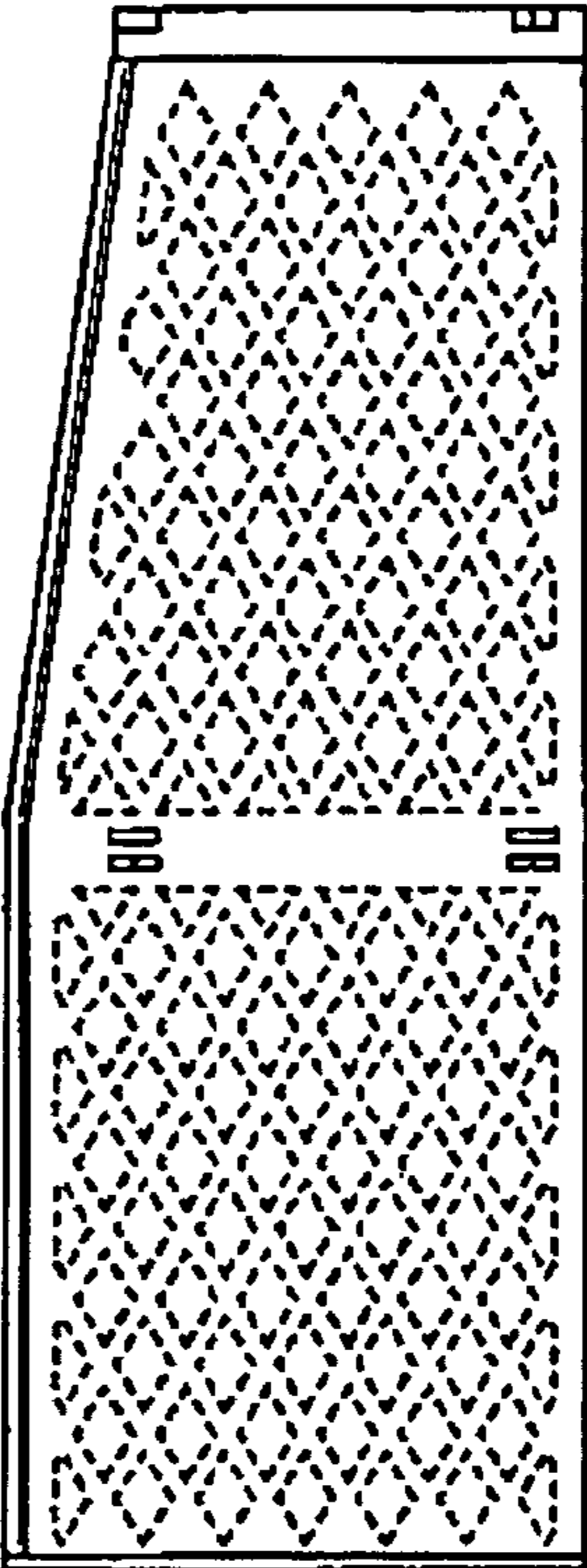


Fig. 7

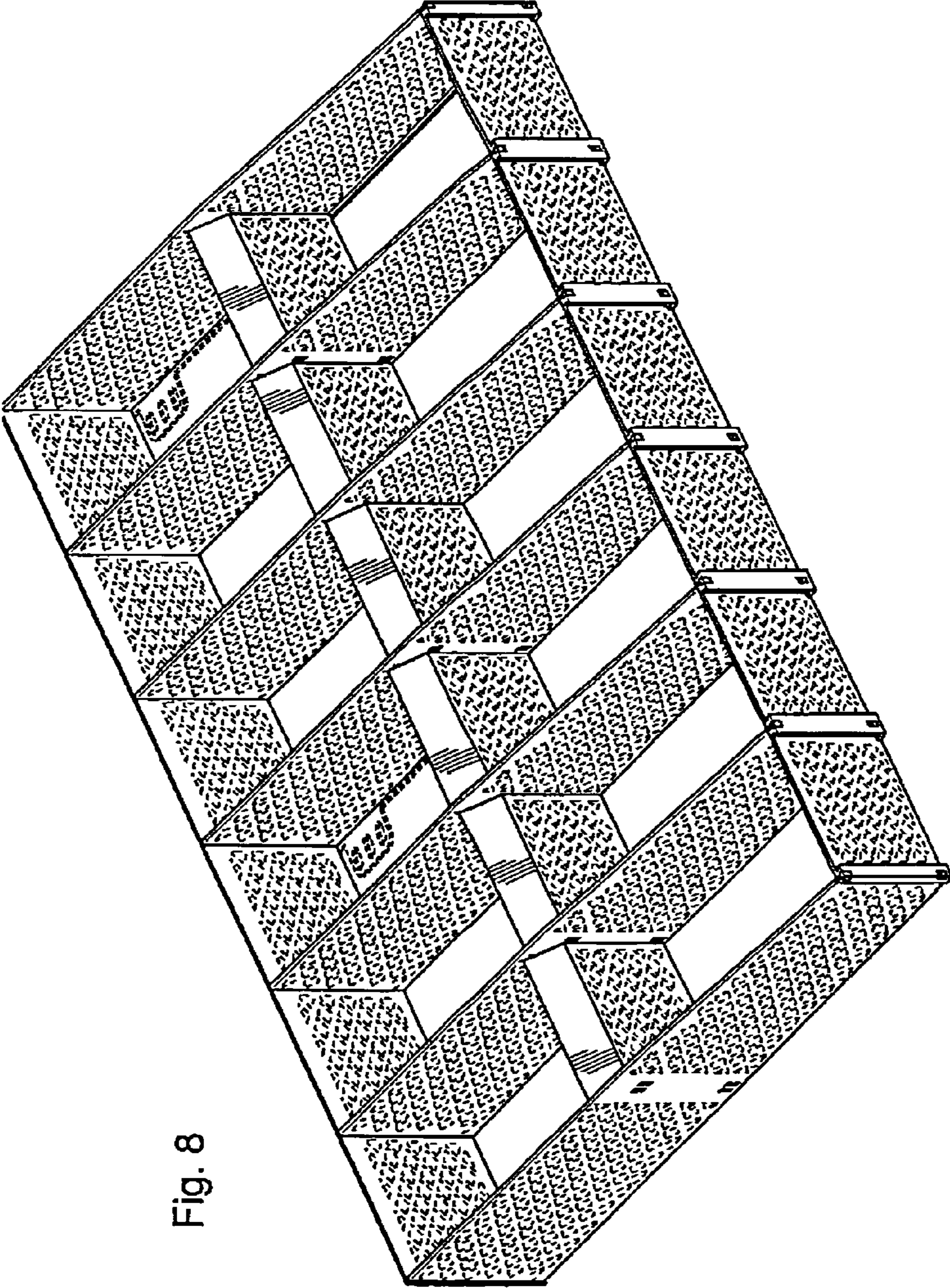


Fig. 8