



US00D674617S

(12) **United States Design Patent**
Margerum

(10) **Patent No.:** **US D674,617 S**
(45) **Date of Patent:** **** Jan. 22, 2013**

(54) **CHAIR**

(76) Inventor: **Roger W. Margerum**, Detroit, MI (US)

(**) Term: **14 Years**

(21) Appl. No.: **29/381,600**

(22) Filed: **Dec. 21, 2010**

(51) **LOC (9) Cl.** **06-01**

(52) **U.S. Cl.** **D6/374**

(58) **Field of Classification Search** D6/334-336,
D6/360-369, 374, 379-380, 498, 500-502;
264/46.7; 297/232, 353, 354.1, 391, 396,
297/284.4, 411.27, 452.13, 452.19, 452.21,
297/452.24, 452.26, 452.29, 452.32-452.33,
297/452.34, 452.35, 452.37, 452.48, 452.56,
297/452.64

See application file for complete search history.

(56) **References Cited**

U.S. PATENT DOCUMENTS

D184,387 S * 2/1959 Williams D6/334
3,180,685 A * 4/1965 Rogalski et al. 297/440.24
D284,811 S * 7/1986 Bakker et al. D6/368
D329,156 S * 9/1992 Hess D6/500

D396,961 S * 8/1998 Donnelly D6/334
D431,382 S * 10/2000 Eloge et al. D6/368
D490,251 S * 5/2004 Lin D6/336
D500,605 S * 1/2005 Schmidt et al. D6/336
D504,240 S * 4/2005 Milinov D6/335

* cited by examiner

Primary Examiner — Zenia Bennett

(74) *Attorney, Agent, or Firm* — Reising Ethington PC

(57) **CLAIM**

I claim an ornamental design for a chair, as shown and described.

DESCRIPTION

FIG. 1 is a perspective view of a chair in accordance with my new design.


FIG. 2 is a front elevational view of the chair in FIG. 1.

FIG. 3 is a rear elevational view of the chair in FIGS. 1 and 2.

FIG. 4 is a side elevational of the chair in FIGS. 1-3, taken from the right in FIG. 2, the opposing side elevational view being a mirror image of FIG. 4; and,

FIG. 5 is a top plan view of the chair in FIGS. 1-4, the bottom forming no part of the claimed design.

1 Claim, 3 Drawing Sheets



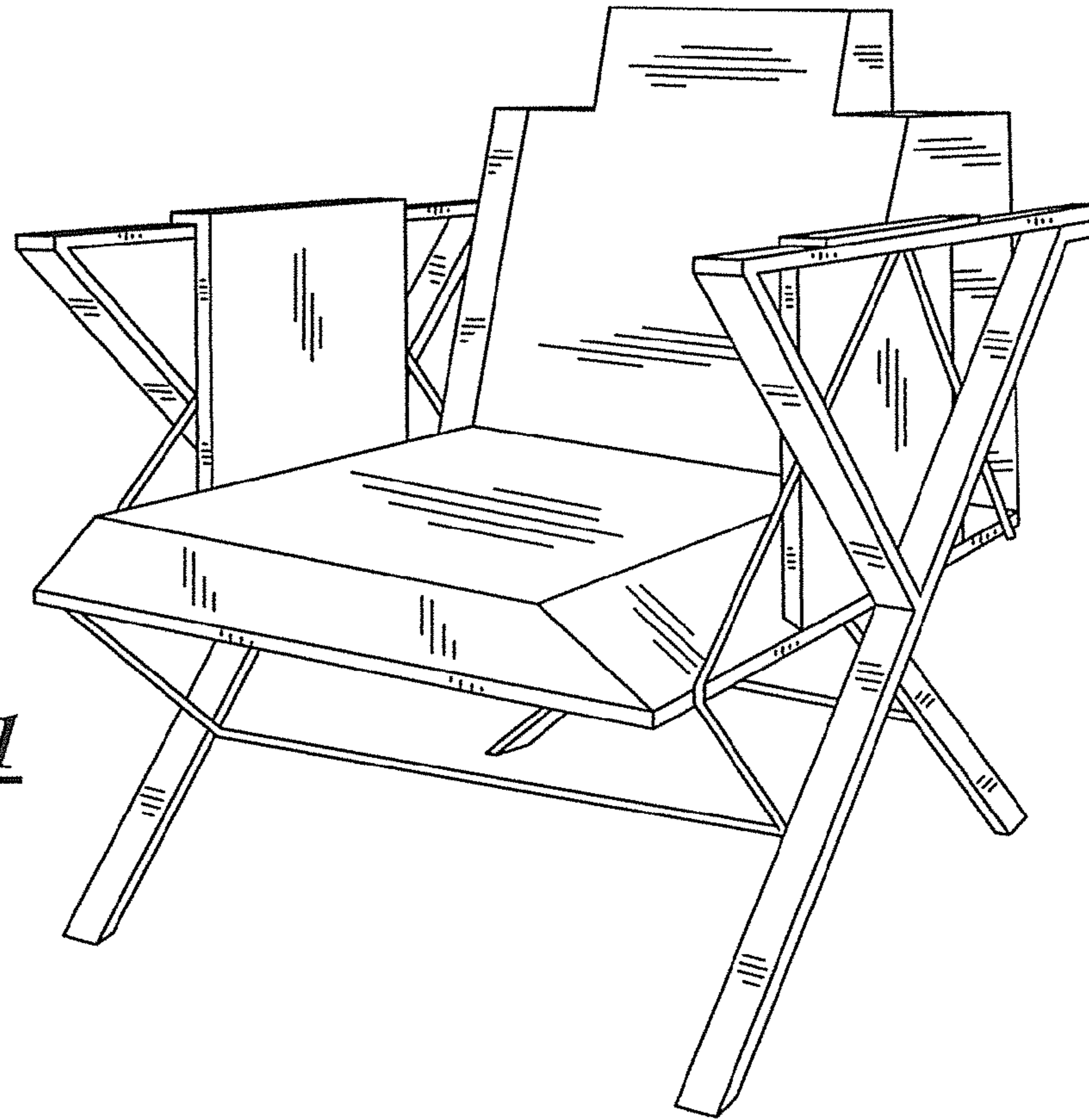


FIG. 1

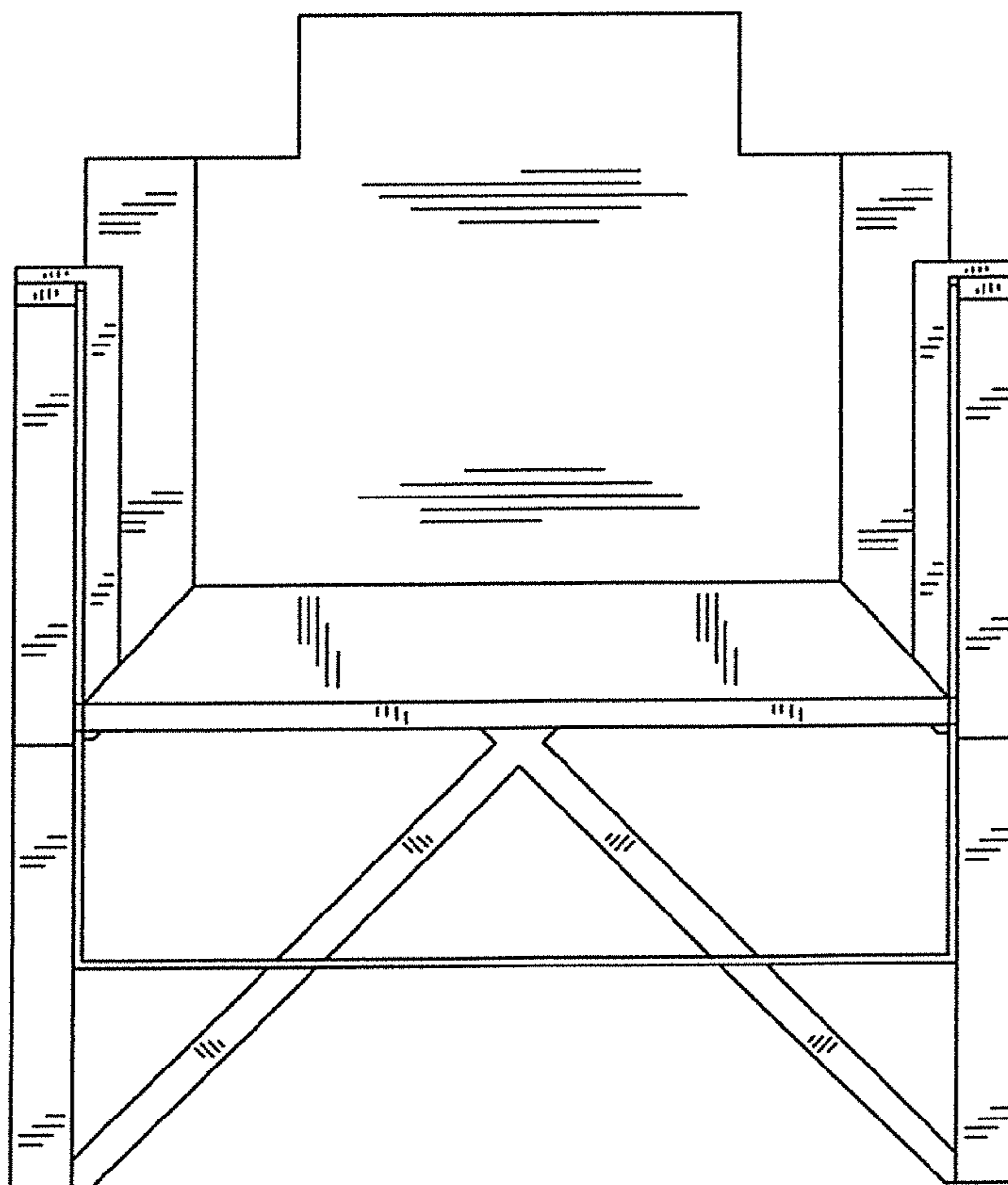


FIG. 2

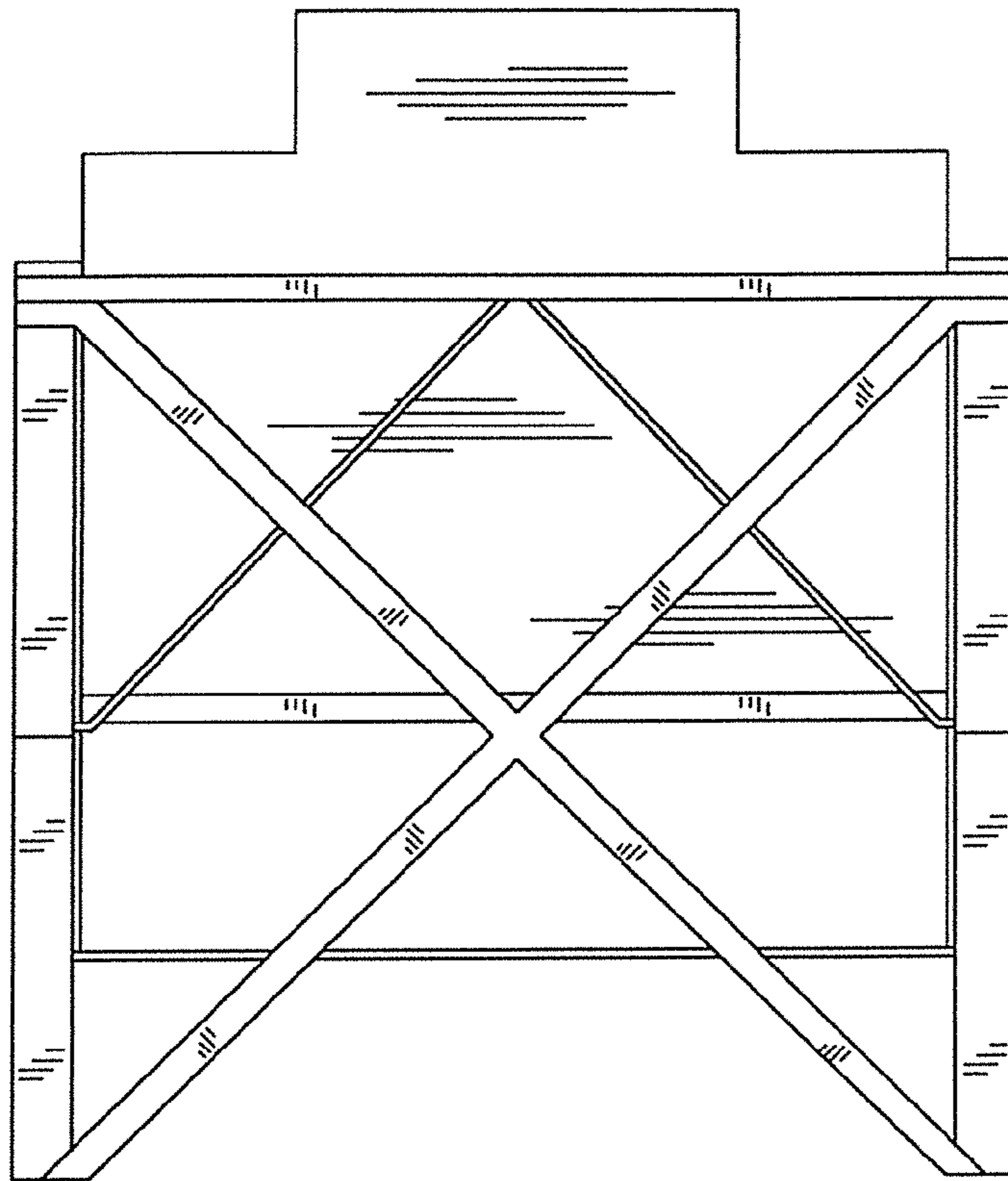


FIG. 3

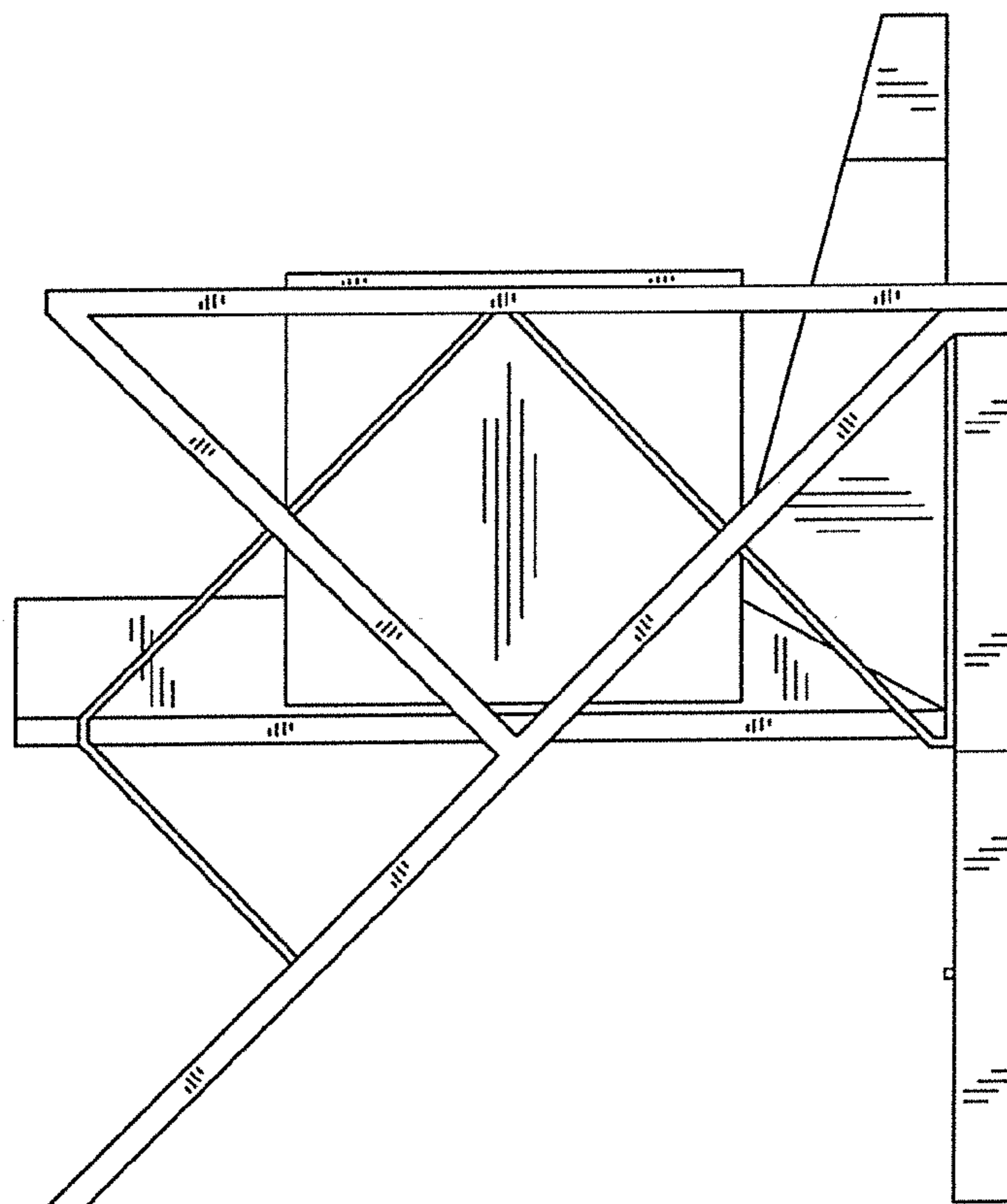


FIG. 4

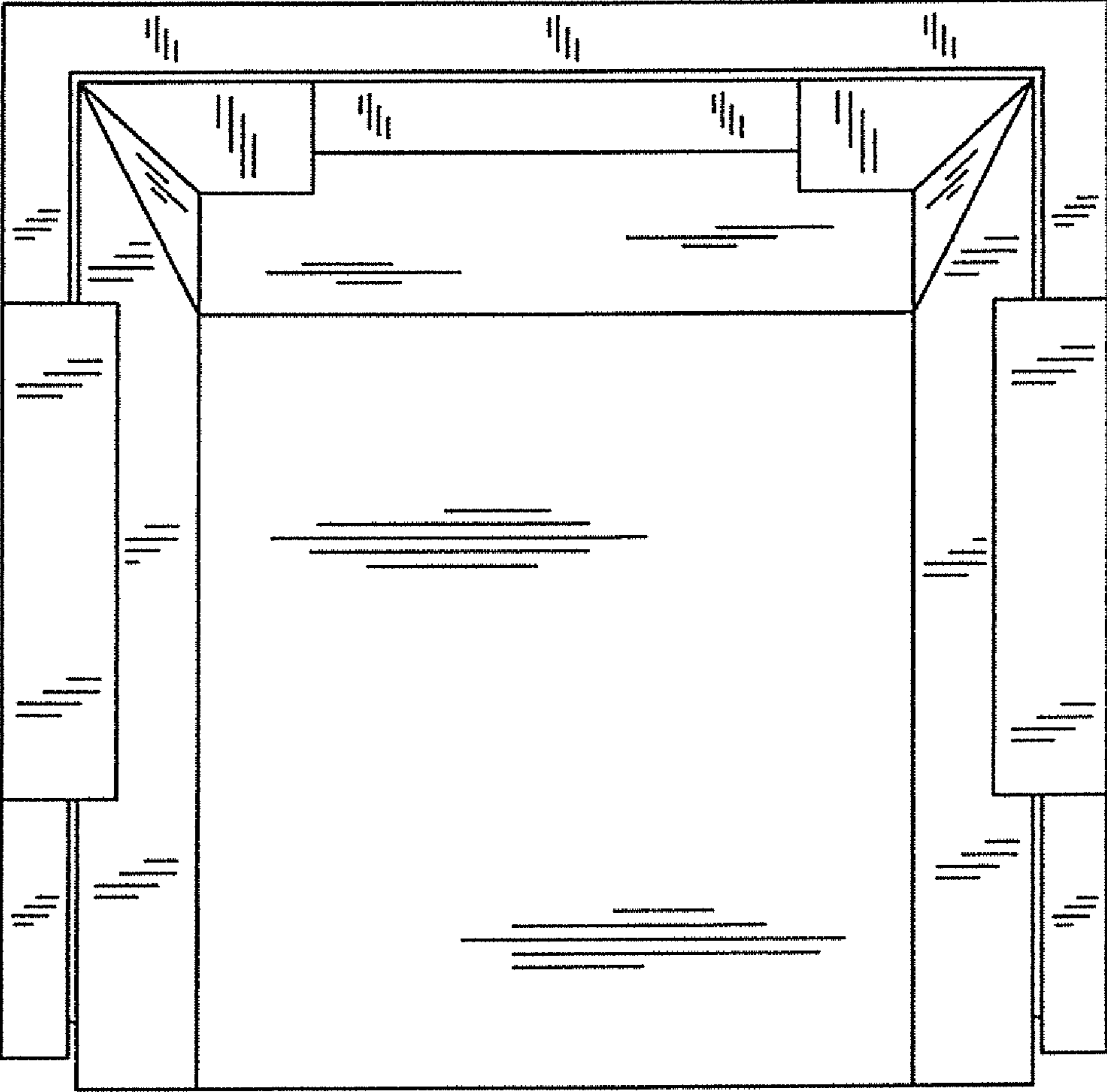


FIG. 5