



US00D674613S

(12) **United States Design Patent**  
**Dumala et al.**

(10) **Patent No.:** **US D674,613 S**  
(45) **Date of Patent:** **\*\* Jan. 22, 2013**

(54) **APPLIQUE**

(76) Inventors: **Melena Dumala**, Andover, MN (US);  
**Ashley Holm**, Cambridge, MN (US)

(\*\*) Term: **14 Years**

(21) Appl. No.: **29/406,693**

(22) Filed: **Nov. 17, 2011**

(51) **LOC (9) Cl.** ..... **05-04**

(52) **U.S. Cl.** ..... **D5/66**

(58) **Field of Classification Search** ..... D5/6, 11,  
D5/12, 16, 17, 19, 23, 24, 48, 32, 36, 39,  
D5/53, 55, 57, 59, 61, 62, 63, 66, 99, 20;  
D6/588, 592, 600, 602, 613, 617; D19/6;  
D24/124, 126; D32/43; 2/900; 5/490, 495;  
15/208; 112/401, 416, 439; 139/383 R,  
139/383 B; 428/32, 37, 39, 66.5, 79, 153,  
428/190, 919; 604/384, 385.01; D20/22;  
D9/431, 432, 434

See application file for complete search history.

(56) **References Cited**

**U.S. PATENT DOCUMENTS**

D11,330 S *	8/1879	Weinberg	.....	D5/19
224,151 A *	2/1880	Cooke	.....	139/383 R
D13,273 S *	8/1882	Landsberg	.....	D5/66
D32,906 S *	7/1900	Gumbinner	.....	D5/7
882,285 A *	3/1908	Armstrong	.....	112/415
D70,011 S *	4/1926	Lehmann	.....	D5/66
D88,542 S *	12/1932	Heinke	.....	D5/32
1,938,736 A *	12/1933	Berman	.....	362/122
D117,921 S *	12/1939	Freudenberg	.....	D5/19
2,293,584 A *	8/1942	Babboni	.....	2/175.9
2,373,634 A *	4/1945	Wagner	.....	428/153
D179,781 S *	2/1957	Reynoso	.....	D5/66
D206,641 S *	1/1967	Hill	.....	D24/124
D286,301 S *	10/1986	Fain	.....	D19/6
D347,525 S *	6/1994	Wechsler et al.	.....	D5/7

5,609,042 A *	3/1997	Williams	.....	63/20
6,139,928 A *	10/2000	Sloot	.....	428/7
D588,822 S *	3/2009	Wang	.....	D5/99
D633,001 S *	2/2011	Chen	.....	D11/184
D633,002 S *	2/2011	Chen	.....	D11/184
D633,005 S *	2/2011	Chen	.....	D11/184
2008/0029006 A1 *	2/2008	Boring	.....	112/475.19

\* cited by examiner

*Primary Examiner* — Karen S Acker

(74) *Attorney, Agent, or Firm* — QuickPatents, Inc.; Kevin Prince

(57) **CLAIM**

We claim the ornamental design for a applique, as shown and described.

**DESCRIPTION**

FIG. 1 is a perspective view of an applique showing our new design;

FIG. 2 is a front elevational view thereof;

FIG. 3 is a rear elevational view thereof;

FIG. 4 is a right-side elevational view thereof;

FIG. 5 is a left-side elevational view thereof;

FIG. 6 is a top plan view thereof;

FIG. 7 is a bottom plan view thereof;

FIG. 8 is a perspective view of a second embodiment of our design;

FIG. 9 is a front elevational view thereof;

FIG. 10 is a rear elevational view thereof;

FIG. 11 is a right-side elevational view thereof;

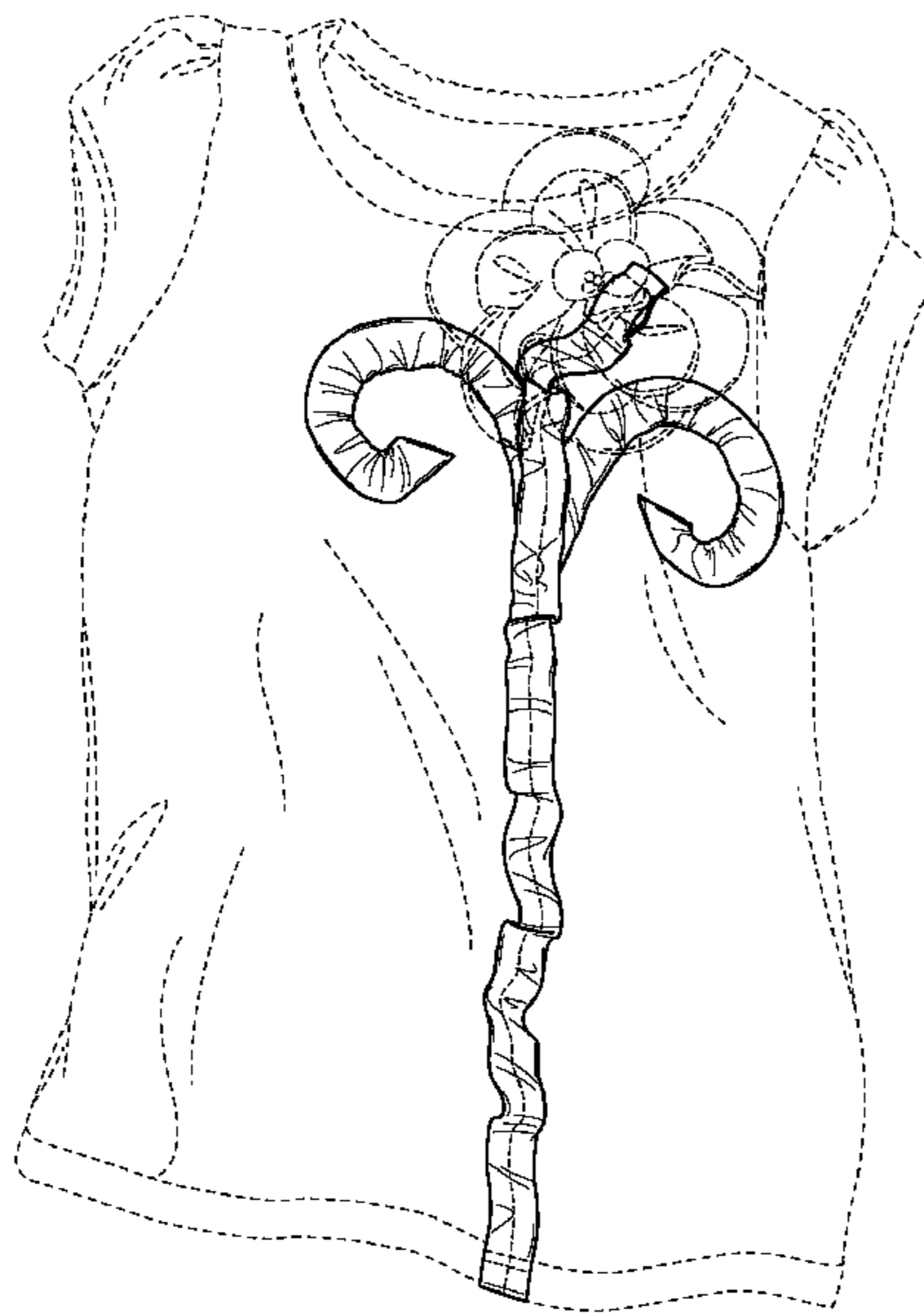
FIG. 12 is a left-side elevational view thereof;

FIG. 13 is a top plan view thereof; and,

FIG. 14 is a bottom plan view thereof.

The broken lines showing a shirt in FIG. 1 depict environmental matter and form no part of the claimed design. The remaining broken lines represent stitching, and are part of the claimed design.

**1 Claim, 6 Drawing Sheets**



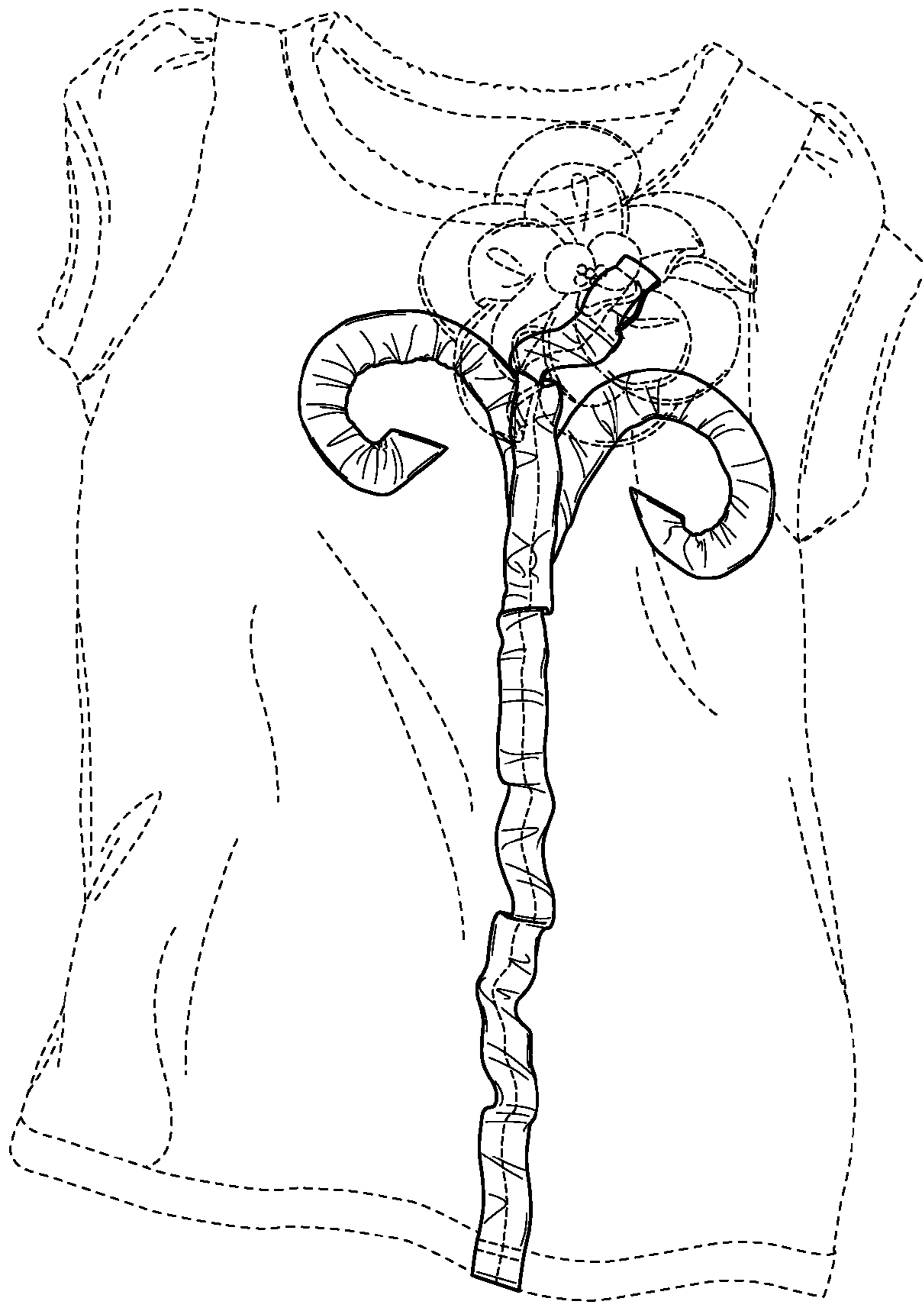


FIG. 1

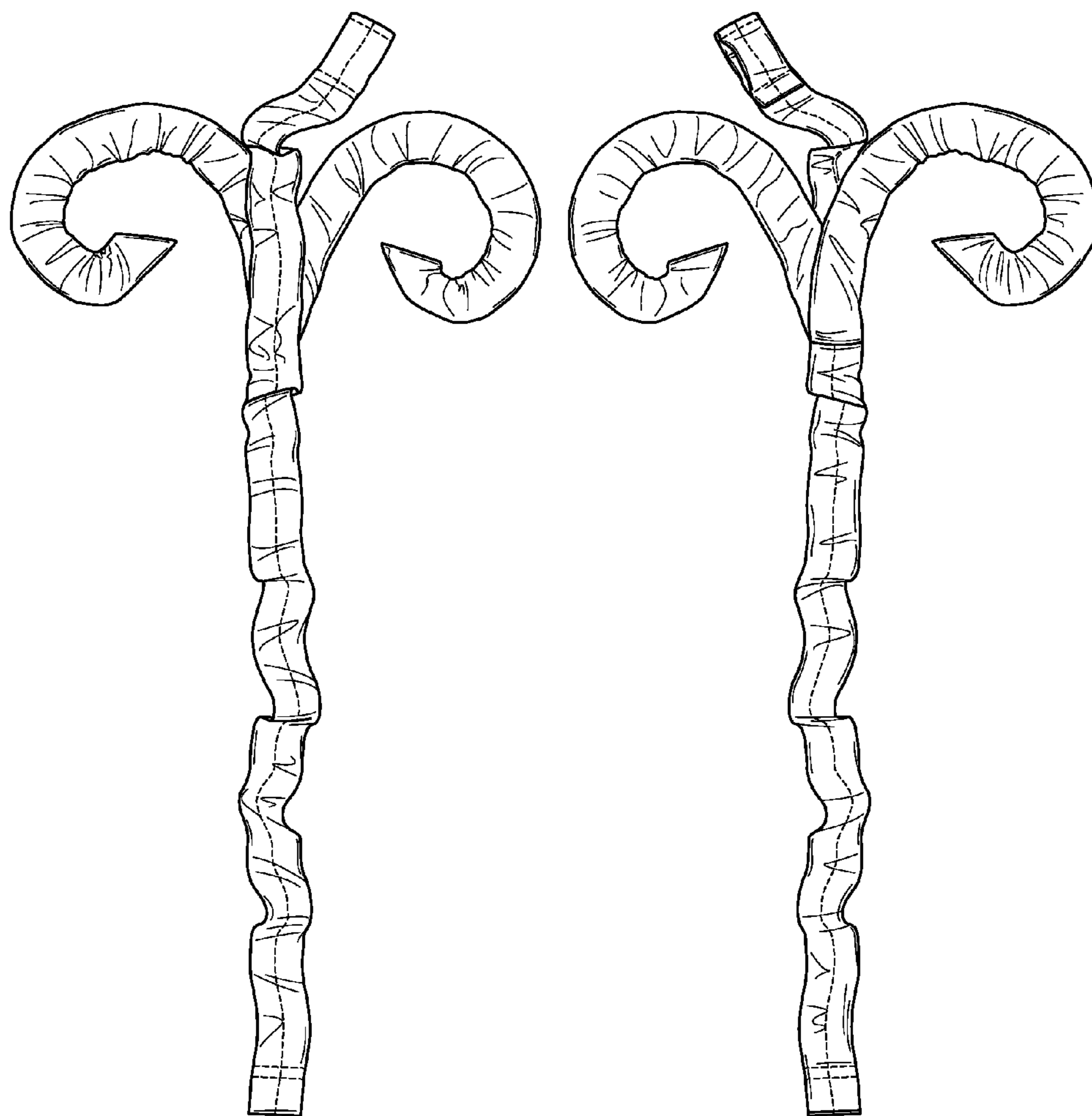


FIG. 2

FIG. 3



FIG. 4



FIG. 5



FIG. 6



FIG. 7

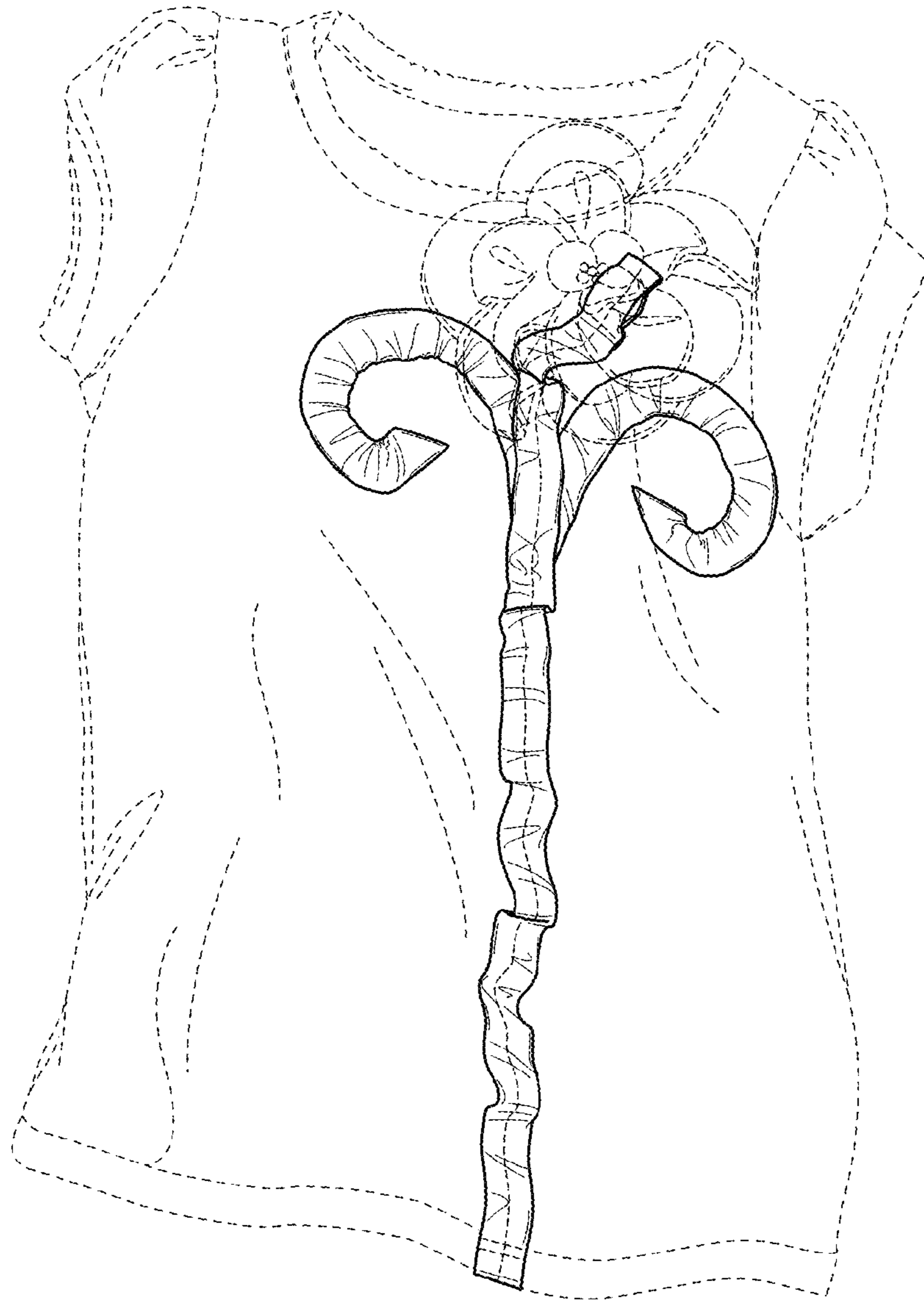


FIG. 8



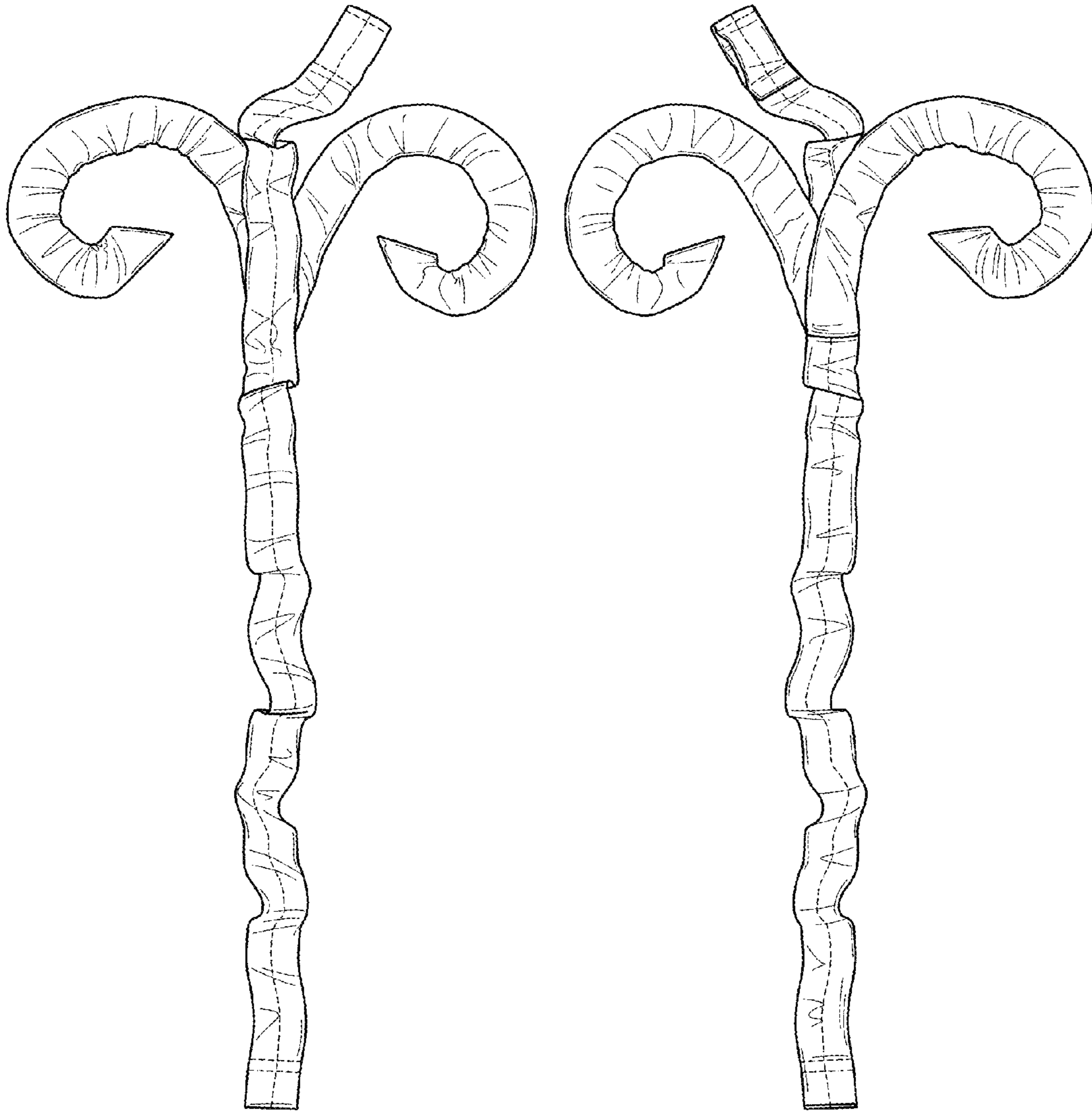


FIG. 9

FIG. 10



FIG. 11



FIG. 12



FIG. 13




FIG. 14