



US00D674589S

(12) **United States Design Patent**
Macon

(10) **Patent No.:** **US D674,589 S**
(45) **Date of Patent:** **** Jan. 22, 2013**

(54) **PAIR OF FOLD-OVER SOCKS**

(76) Inventor: **Ruth Macon**, Brooklyn, NY (US)

(**) Term: **14 Years**

(21) Appl. No.: **29/373,487**

(22) Filed: **Apr. 14, 2011**

(51) **LOC (9) Cl.** **02-04**

(52) **U.S. Cl.** **D2/980**

(58) **Field of Classification Search** D2/980-994;
2/239-242; 66/185-187; 36/10
See application file for complete search history.

(56) **References Cited**

U.S. PATENT DOCUMENTS

3,111,676	A *	11/1963	Artzt et al.	2/80
3,329,972	A *	7/1967	Schwab et al.	2/239
4,181,982	A *	1/1980	Segovia	2/239
4,475,253	A *	10/1984	Laveckis	2/269
5,067,179	A *	11/1991	Wormser	2/269
5,623,734	A	4/1997	Pugliatti	206/45.31
5,906,007	A	5/1999	Roberts	426/2
6,047,571	A *	4/2000	Juniman	66/178 A
6,415,448	B1 *	7/2002	Glogover	2/239

(Continued)

Primary Examiner — T. Chase Nelson

Assistant Examiner — Kathleen M Sims

(74) *Attorney, Agent, or Firm* — Bay State IP, LLC

(57) **CLAIM**

The ornamental design for a pair of fold-over socks, as shown and described.

DESCRIPTION

FIG. 1 is a perspective view of a person wearing one of the pair of fold-over socks on a right foot with the toes of their

foot covered by a closable toe portion, and having a first attachment member located on an upper portion of the closable toe portion and a second attachment member located on an upper portion of the sock;

FIG. 2 is perspective view of a person wearing one of the pair of fold-over socks on a right foot with the toes of their foot exposed by the closable toe portion being folded over and overlap the upper portion of the sock and secure the first and second attachment members;

FIG. 3 is a perspective view of a person wearing one of the pair of fold-over socks on a left foot with the toes of their foot covered by a closable toe portion, and having a first attachment member located on an upper portion of the closable toe portion and a second attachment member located on an upper portion of the sock;

FIG. 4 is perspective view of a person wearing one of the pair of fold-over socks on a left foot with the toes of their foot exposed by the closable toe portion being folded over and overlap the upper portion of the sock and secure the first and second attachment members;

FIG. 5 is a left side elevational view of one of the pair of fold-over sock shown in FIG. 1 depicting the closable toe portion overlapping the upper portion of the sock;

FIG. 6 is a right side elevational view of one of the pair of fold-over sock shown in FIG. 3 depicting the closable toe portion overlapping the upper portion of the sock;

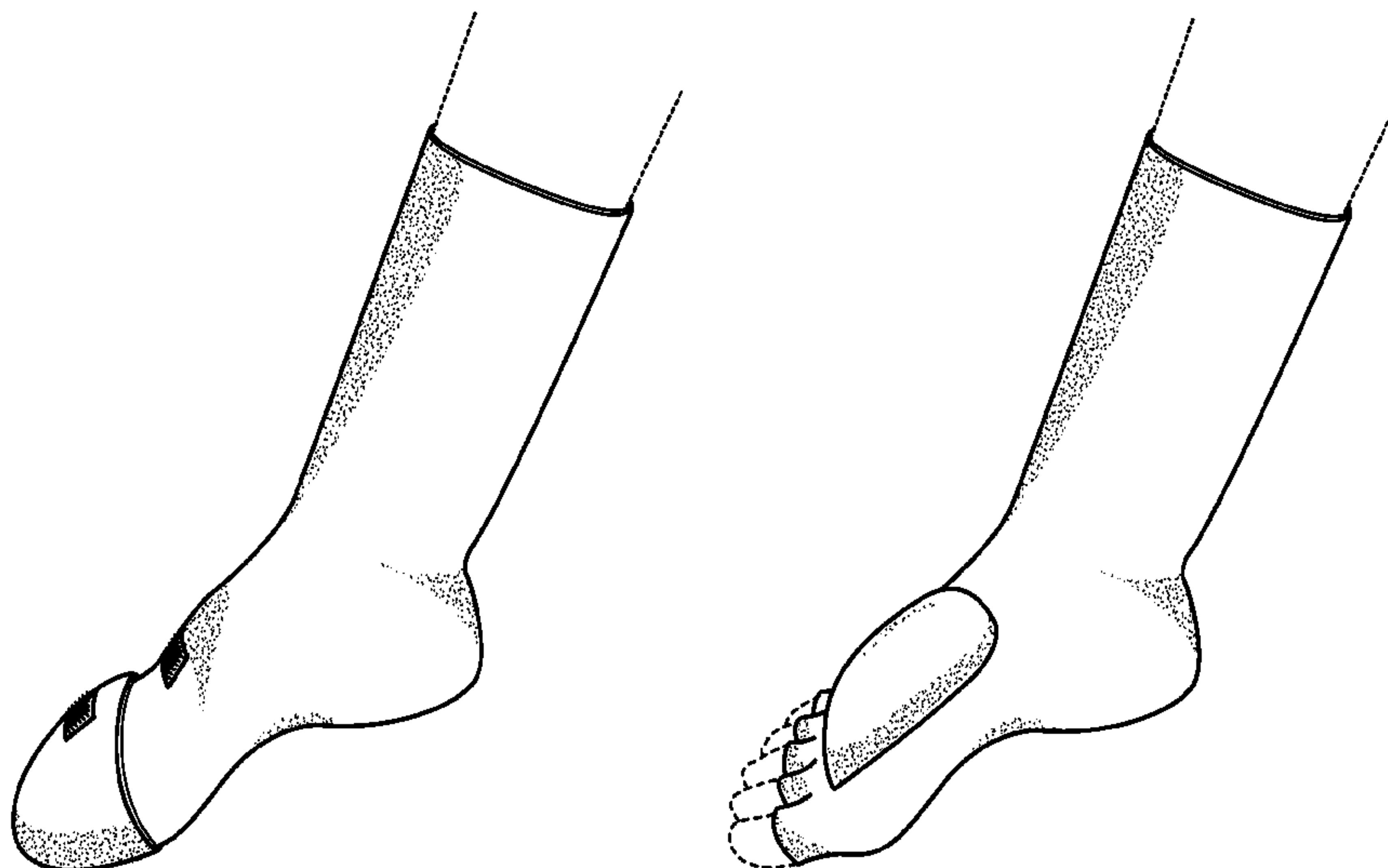
FIG. 7 is a front elevational view of one of the pair of fold-over sock shown in FIG. 1 depicting the closable toe portion overlapping the upper portion of the sock; and,

FIG. 8 is a front view elevational view of one of the pair of fold-over sock shown in FIG. 3 depicting the closable top portion overlapping the upper portion of the sock.

The broken line showing of a leg in FIGS. 1-4 is included for the purpose of showing environmental structure associated with the use of the pair of fold-over socks and forms no part of the claimed design.

The zigzag lines shown in FIGS. 7 and 8 represent stitching.

1 Claim, 3 Drawing Sheets



US D674,589 S

Page 2

U.S. PATENT DOCUMENTS					7,487,555	B2 *	2/2009	Takeda et al.	2/239
6,704,941	B1	3/2004	Palm	426/87	7,533,424	B2 *	5/2009	Symonds-Powell	2/239
D498,916	S *	11/2004	Lowell	D2/980	7,669,252	B2 *	3/2010	Wei	2/239
7,107,626	B1 *	9/2006	Andrews	2/239	7,882,714	B2 *	2/2011	Roberts	66/186
D548,951	S *	8/2007	Paulin	D2/980	2002/0157169	A1 *	10/2002	Holloway	2/239
7,421,807	B2 *	9/2008	Condie	36/101	* cited by examiner				
D581,654	S *	12/2008	Miliotis	D2/980					



FIG. 1

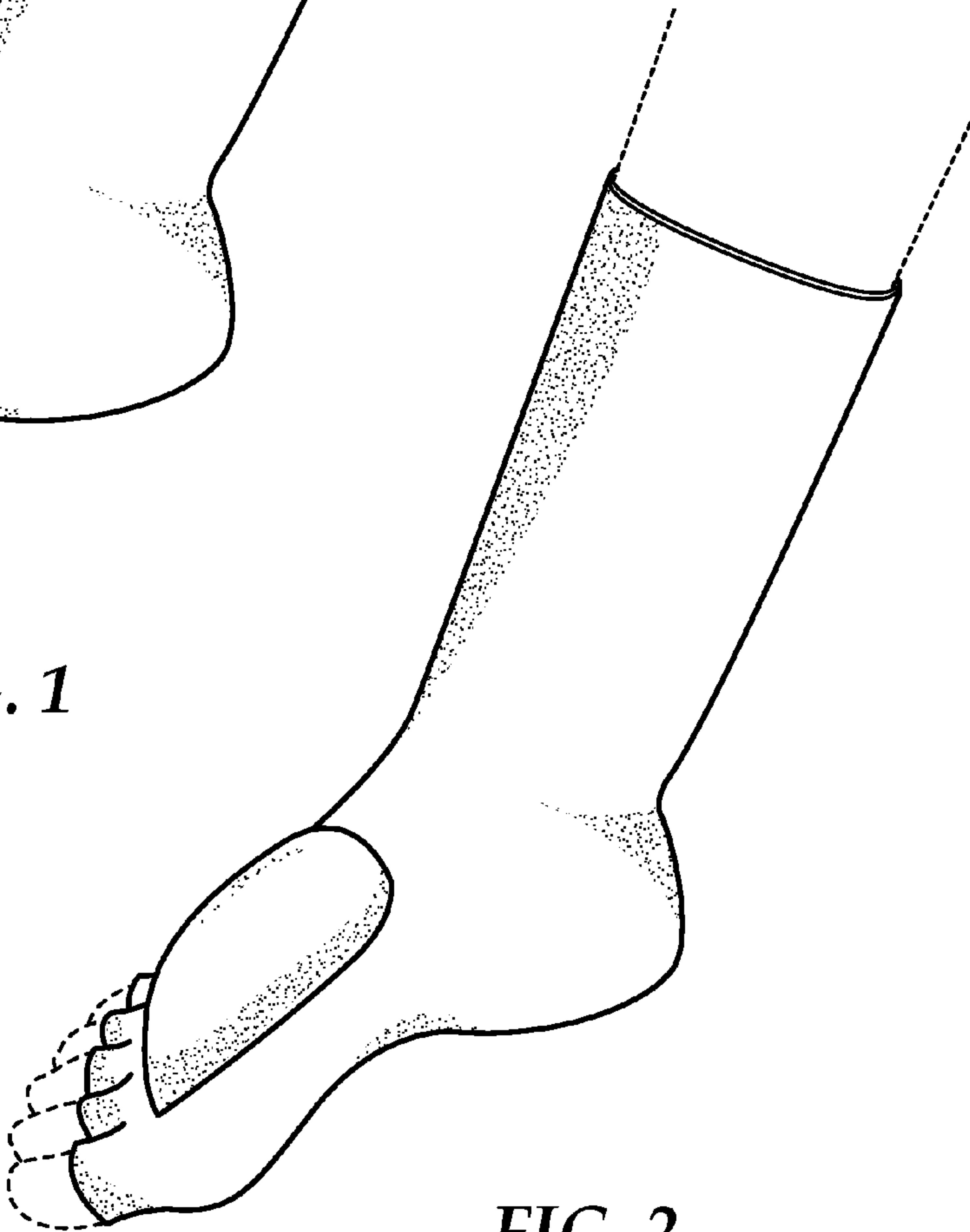
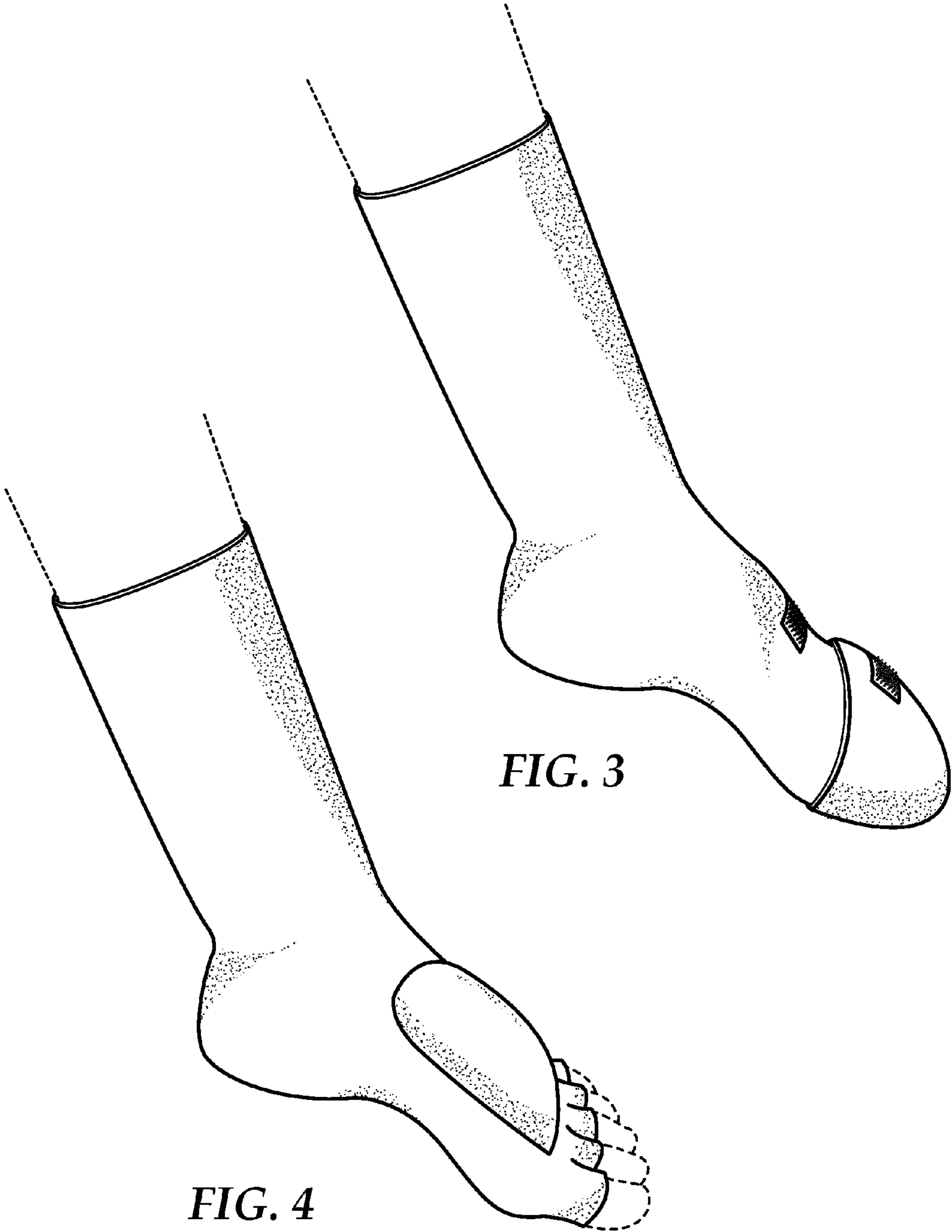


FIG. 2



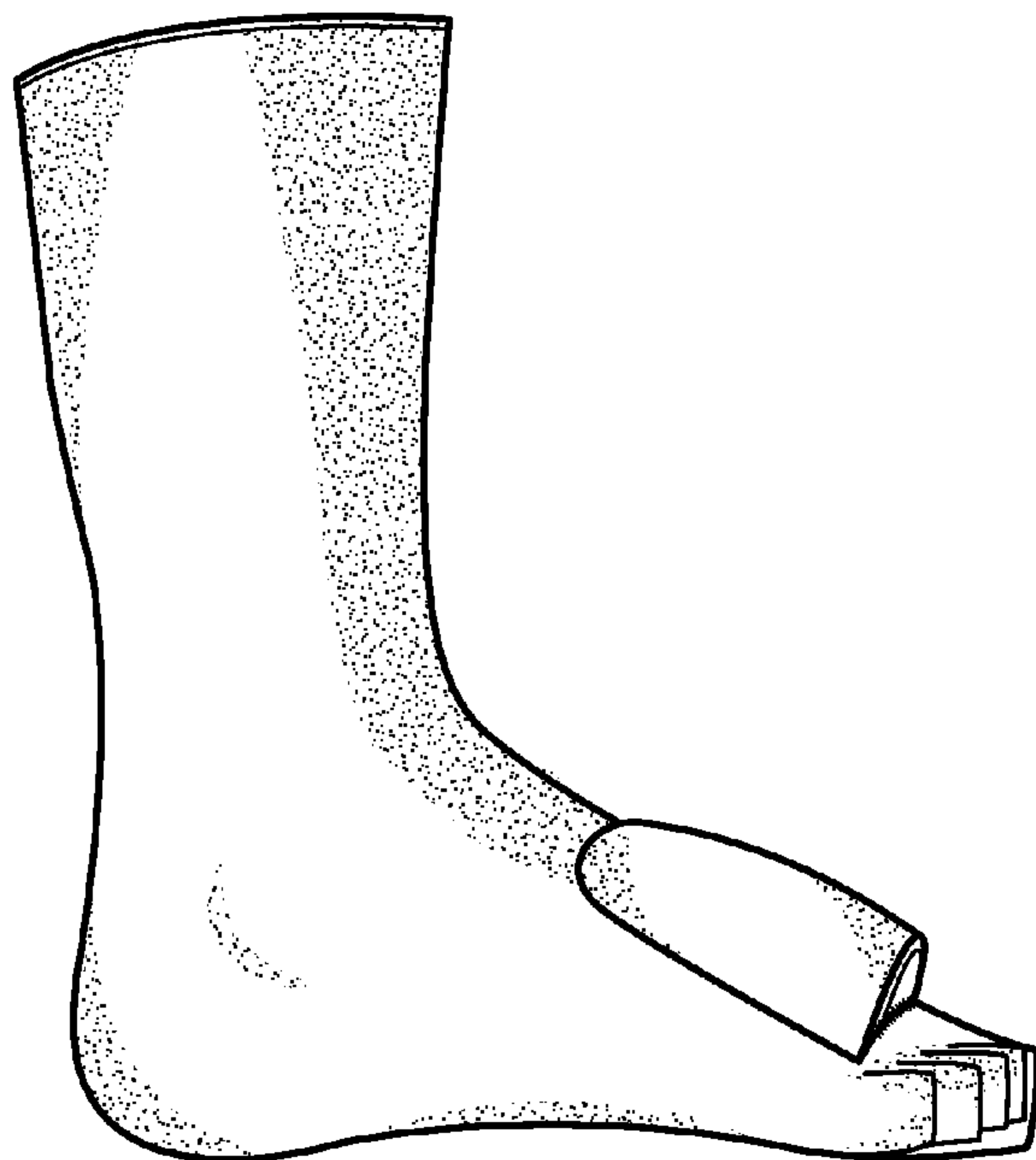


FIG. 5

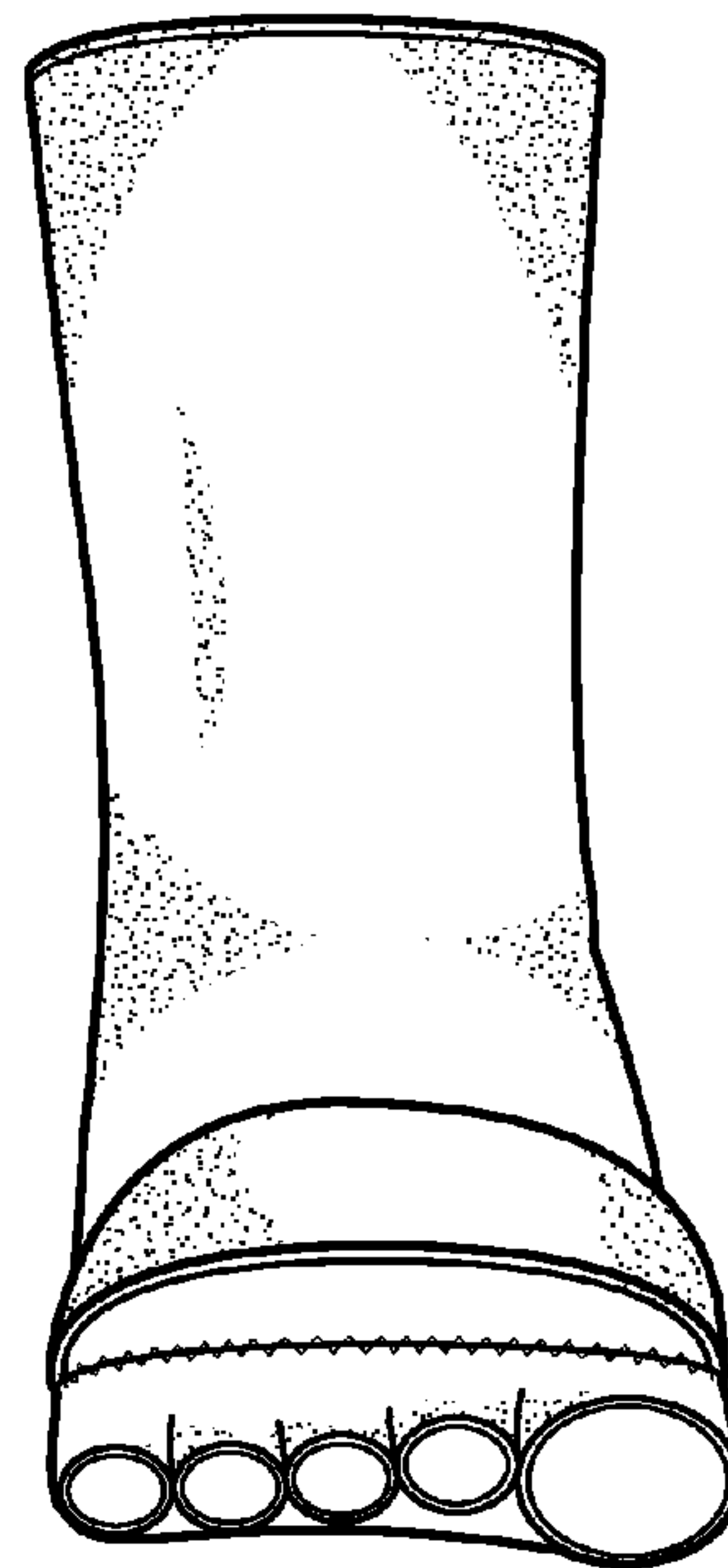


FIG. 7

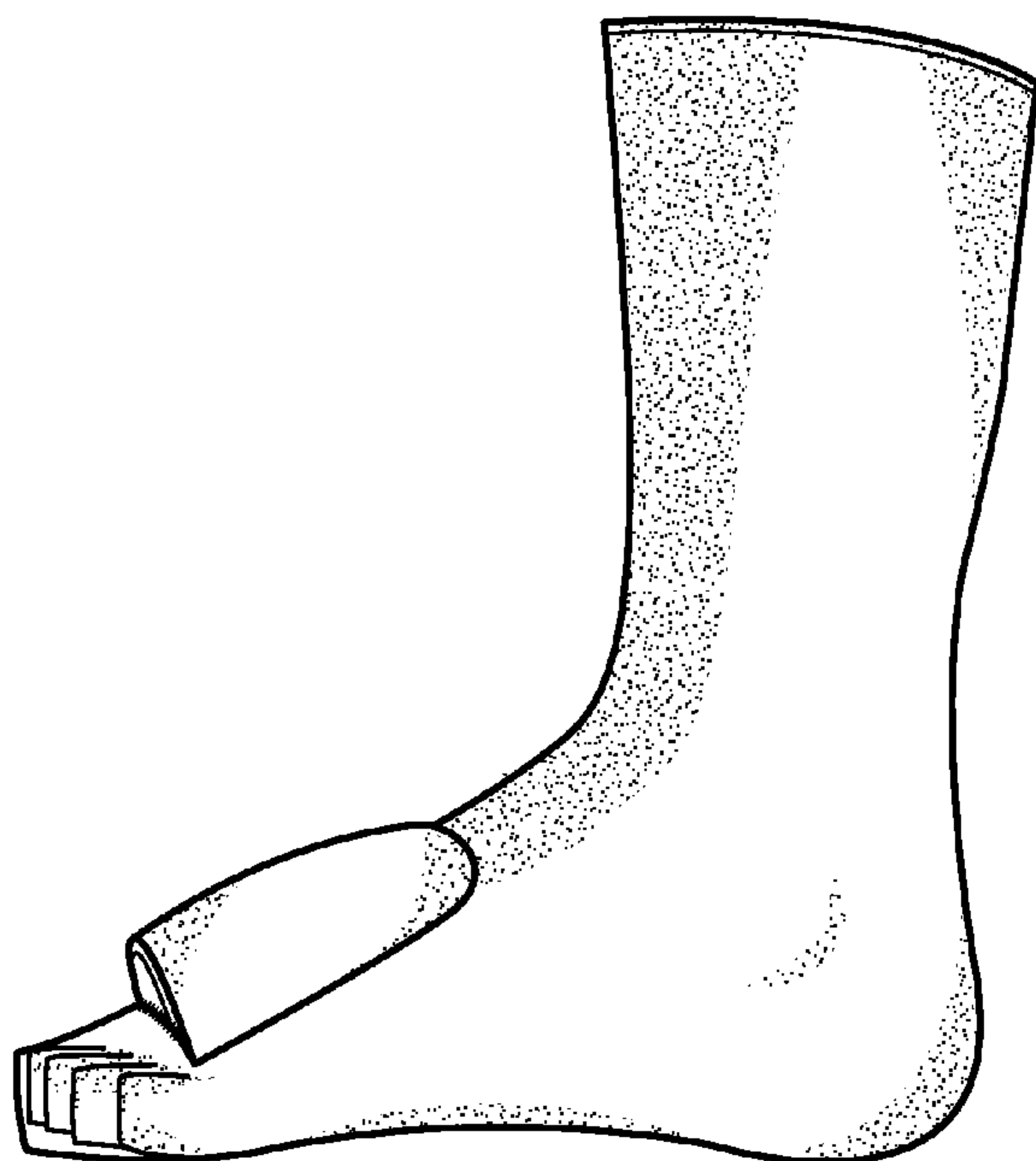


FIG. 6

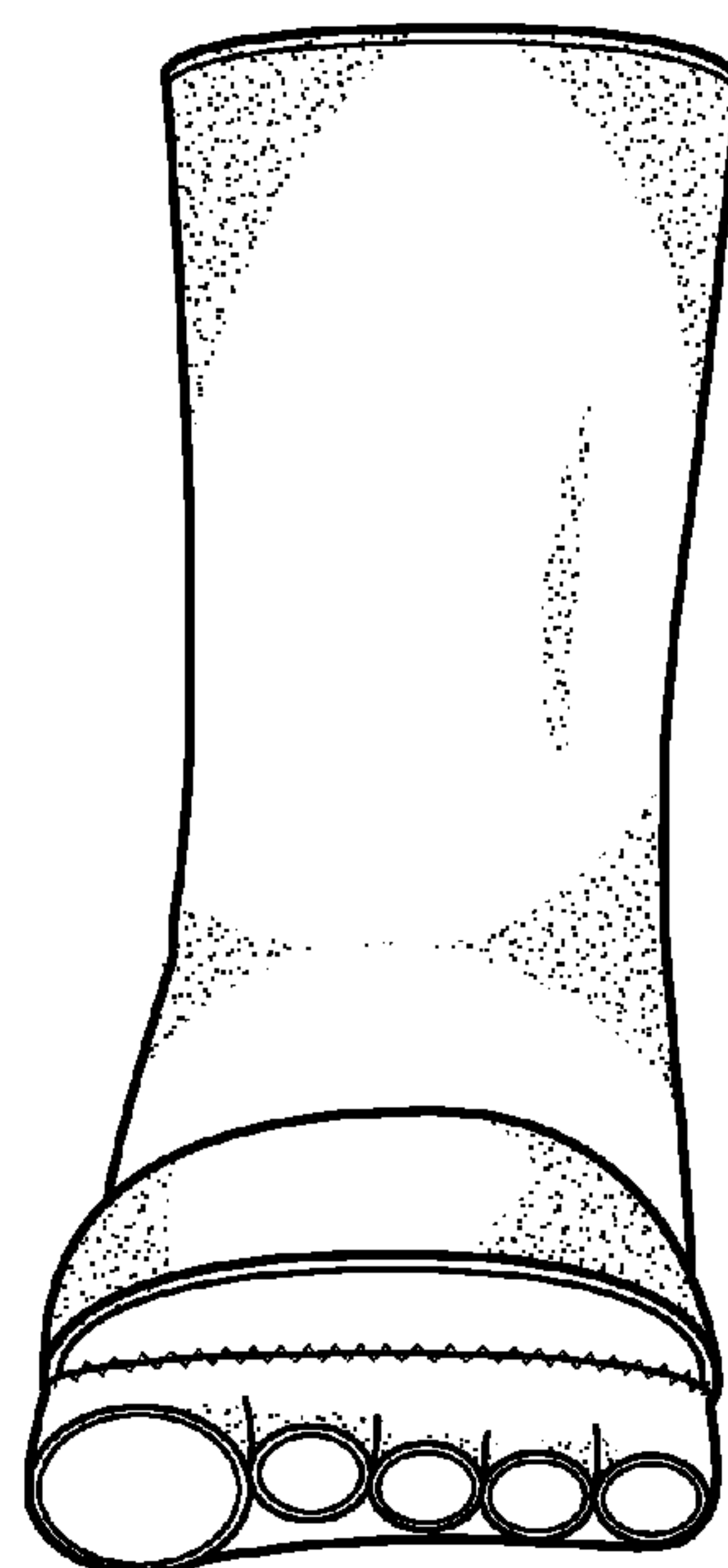


FIG. 8