



US00D674586S

(12) **United States Design Patent**
Baker et al.

(10) **Patent No.:** **US D674,586 S**
(45) **Date of Patent:** **** Jan. 22, 2013**

(54) **ADJUSTABLE FOOTBED**

(75) Inventors: **Michael Baker**, North Vancouver (CA);
Rob Nathan, North Vancouver (CA);
Ryan Lawrie, North Vancouver (CA);
Joss Warburton, Vancouver (CA)

(73) Assignee: **Edge Marketing Corp.**, Calgary (CA)

(**) Term: **14 Years**

(21) Appl. No.: **29/398,742**

(22) Filed: **Aug. 3, 2011**

(51) **LOC (9) Cl.** **02-04**

(52) **U.S. Cl.** **D2/961; D2/960**

(58) **Field of Classification Search** D2/914,
D2/946-962; 36/43, 44, 71, 88, 91-94, 100,
36/101, 126, 136, 145, 154, 173
See application file for complete search history.

(56) **References Cited**

U.S. PATENT DOCUMENTS

2,001,203	A	5/1935	Kushinsky	
D289,103	S *	4/1987	Autry	D2/961
D298,483	S *	11/1988	Liggett et al.	D2/954
4,841,648	A	6/1989	Shaffer et al.	
D324,761	S *	3/1992	Soo-Kwan	D2/961
D326,956	S *	6/1992	Damianoe et al.	D2/960
5,154,682	A	10/1992	Kellerman	
D342,374	S *	12/1993	Wang	D2/961
D366,956	S *	2/1996	Gay	D2/961
D388,948	S *	1/1998	Sessa	D2/961
5,722,186	A	3/1998	Brown	
D395,342	S *	6/1998	Ball	D2/960
5,799,414	A	9/1998	Kellerman	
D415,876	S *	11/1999	Cahill	D2/954

(Continued)

FOREIGN PATENT DOCUMENTS

EP 1625803 8/2005
(Continued)

OTHER PUBLICATIONS

Viscolas, <http://www.viscolas.com/forthedoctor.html>, available prior to Aug. 3, 2011.

(Continued)

Primary Examiner — Keli L Hill

(74) *Attorney, Agent, or Firm* — Oyen Wiggs Green & Mutala LLP

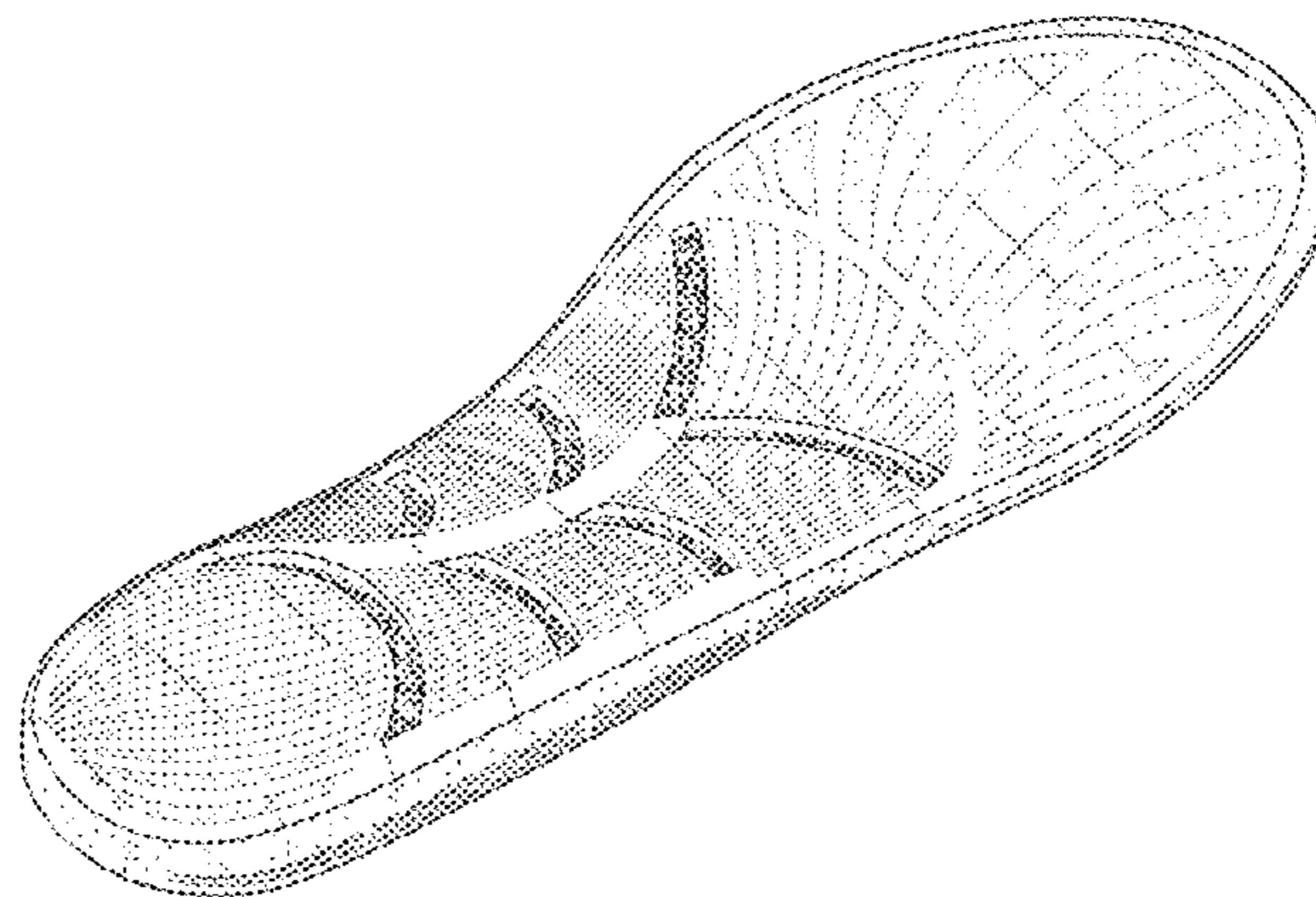
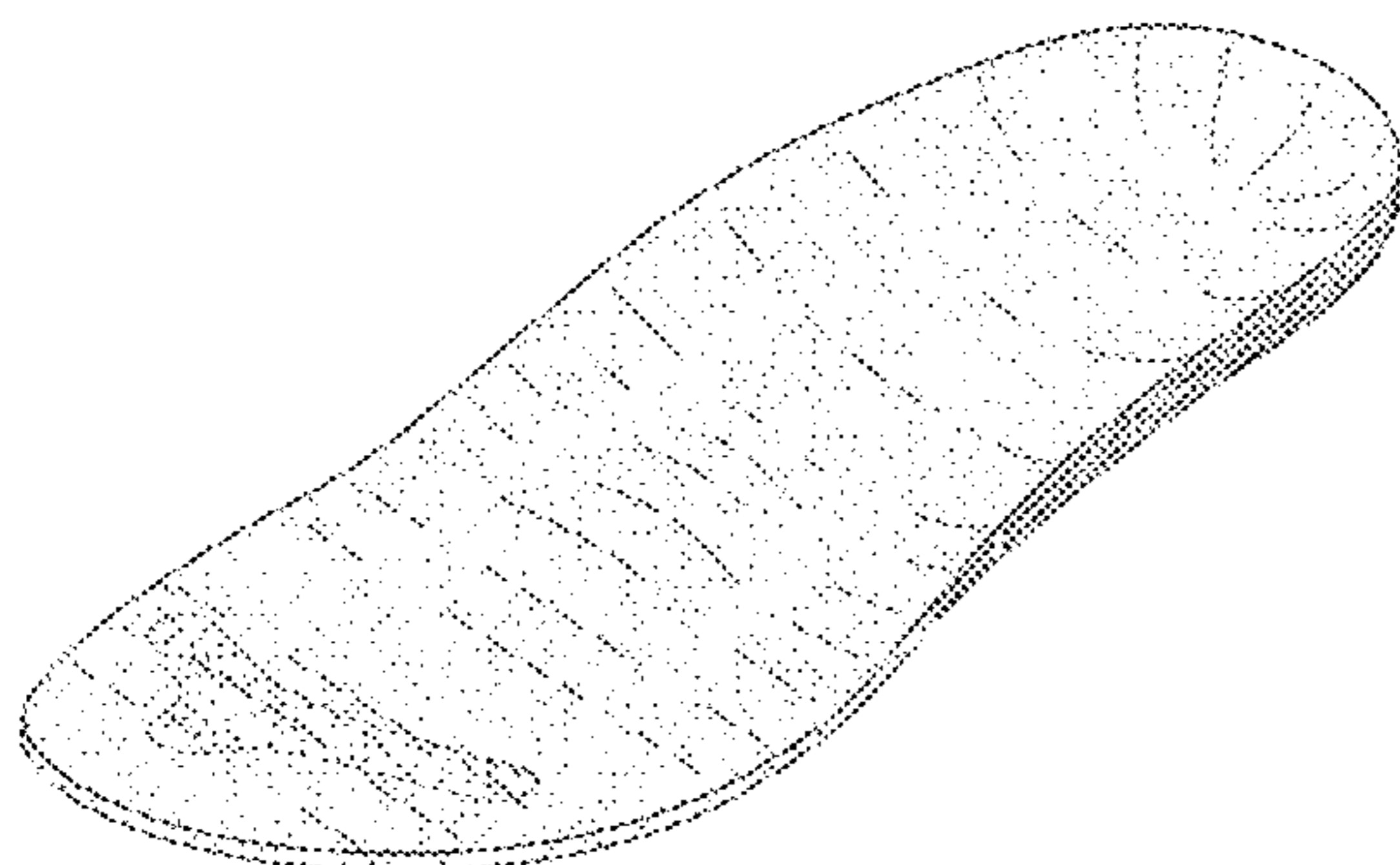
(57) **CLAIM**

The ornamental design for a adjustable footbed, as shown and described.

DESCRIPTION

FIG. 1 is a bottom view of an embodiment of an adjustable footbed for a left foot;
FIG. 2 is a top view of the FIG. 1 adjustable footbed;
FIG. 3 is a lateral view of the FIG. 1 adjustable footbed;
FIG. 4 is a medial view of the FIG. 1 adjustable footbed;
FIG. 5 is a front view of the FIG. 1 adjustable footbed;
FIG. 6 is a rear view of the FIG. 1 adjustable footbed;
FIG. 7 is a medial bottom perspective view of the FIG. 1 adjustable footbed;
FIG. 8 is a top perspective view of the FIG. 1 adjustable footbed;
FIG. 9 is a lateral bottom perspective view of the FIG. 1 adjustable footbed;
FIG. 10 is a top perspective view of an embodiment of an adjustable footbed for a right foot; and,
FIG. 11 is a lateral bottom perspective view of the FIG. 10 adjustable footbed.

1 Claim, 11 Drawing Sheets



US D674,586 S

Page 2

U.S. PATENT DOCUMENTS

6,170,176 B1 1/2001 Clough
6,205,685 B1 3/2001 Kellerman
D498,904 S * 11/2004 Lee D2/953
6,874,258 B2 4/2005 Clough et al.
6,938,363 B1 9/2005 Clough
D515,293 S * 2/2006 Maguire D2/961
7,210,250 B2 5/2007 Gallegos
D551,835 S * 10/2007 Hung D2/961
D572,888 S * 7/2008 Cai D2/961
7,600,332 B2 10/2009 Lafortune
7,644,522 B2 1/2010 Ramirez
7,770,309 B2 8/2010 Scofield
7,900,379 B2 3/2011 Lafortune
2007/0180632 A1 8/2007 Gallegos
2009/0172972 A1 7/2009 Rosen

FOREIGN PATENT DOCUMENTS

FR 2779326 6/1998
GB 163940 6/1921
GB 299748 10/1928

GB 649882 2/1951
GB 1055782 1/1967
GB 353323 7/1981
WO 9852435 11/1998
WO 2010085834 8/2010
WO 8603384 10/2011

OTHER PUBLICATIONS

Vasyli, http://www.vasylimedical.com/products/product_additions.html, available prior to Aug. 3, 2011.
Biocorrect, <http://www.biocorrect.com/>, available prior to Aug. 3, 2011.
Cluffy, http://www.cluffy.com/cons_wedge_cons.html, available prior to Aug. 3, 2011.
Sroufe/Sherco, <http://www.shercoinc.com/products/insolesinserts.php>, available prior to Aug. 3, 2011.
Powerstep, <http://www.powersteps.com>, available prior to Aug. 3, 2011.

* cited by examiner

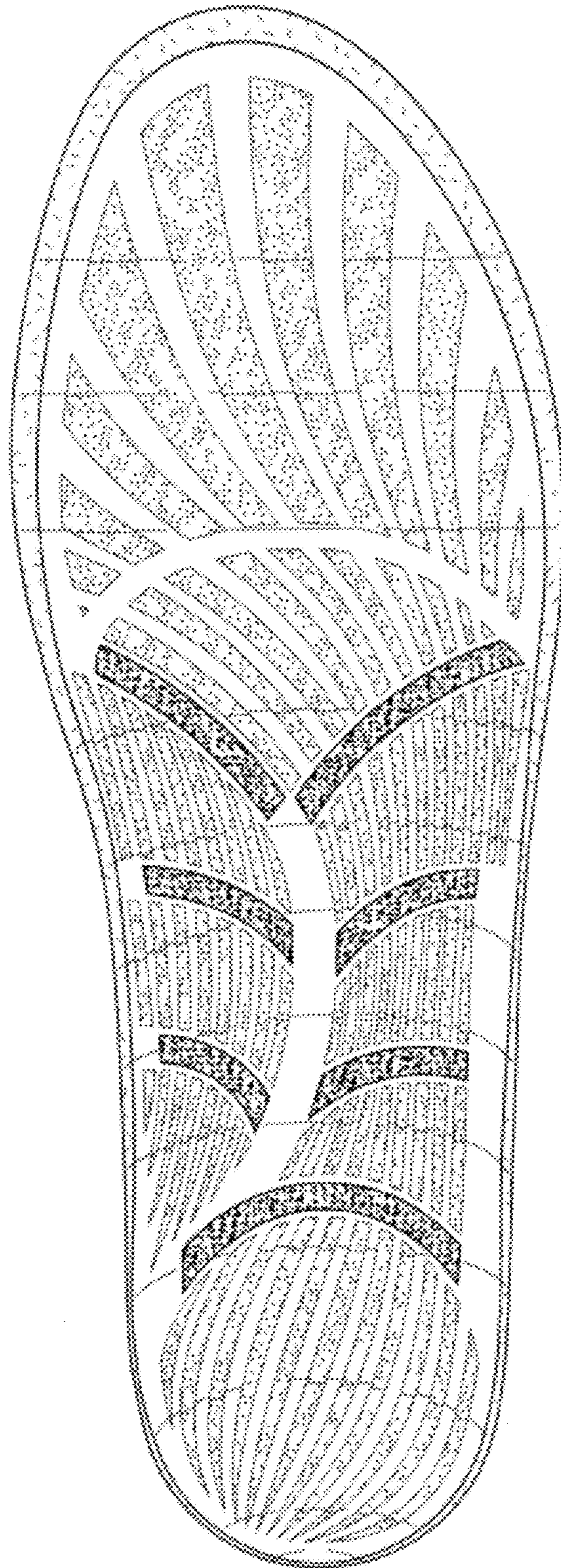


FIGURE 1

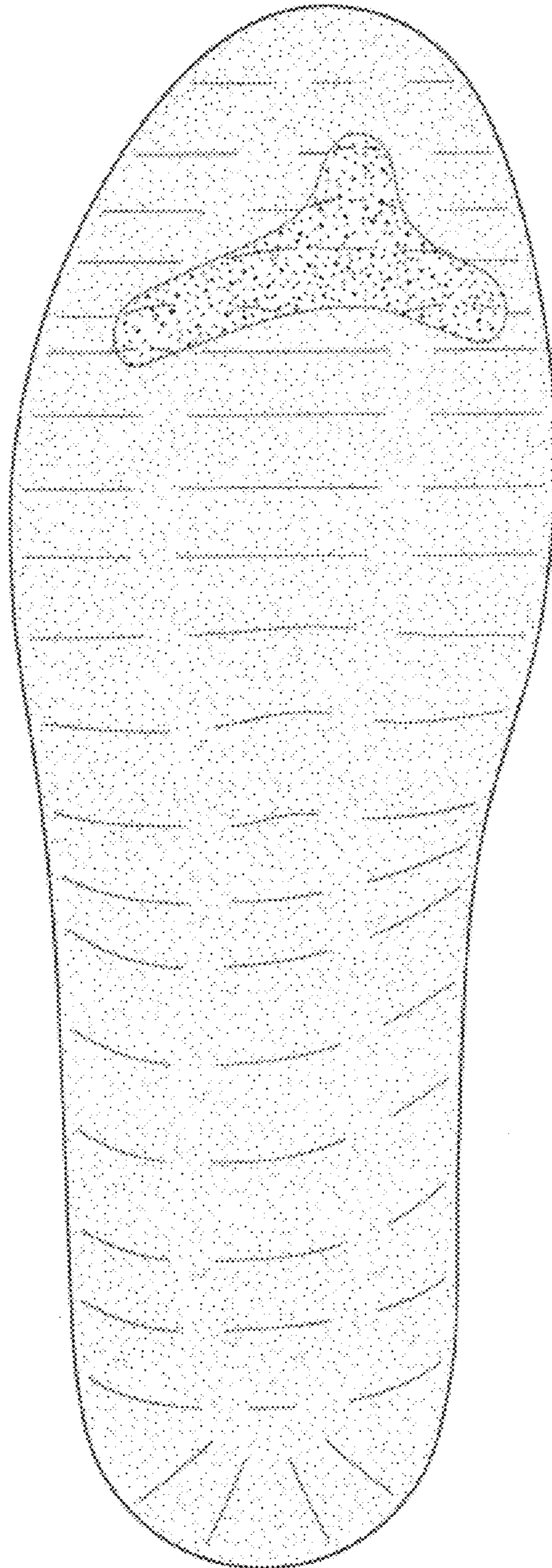


FIGURE 2

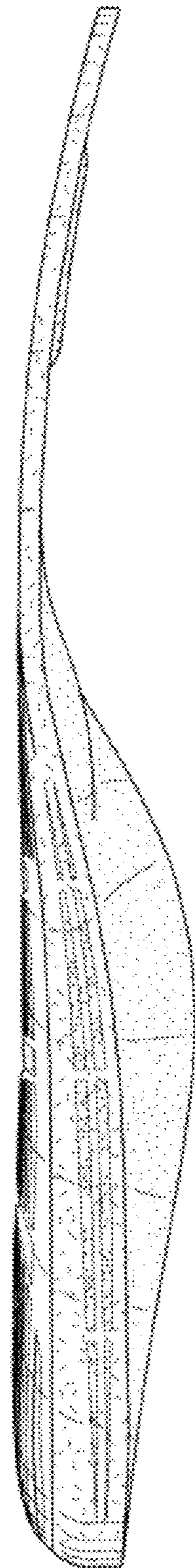


FIGURE 3

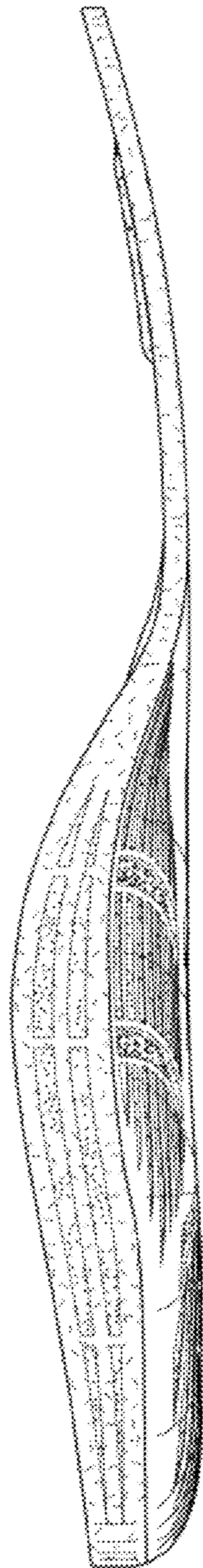


FIGURE 4

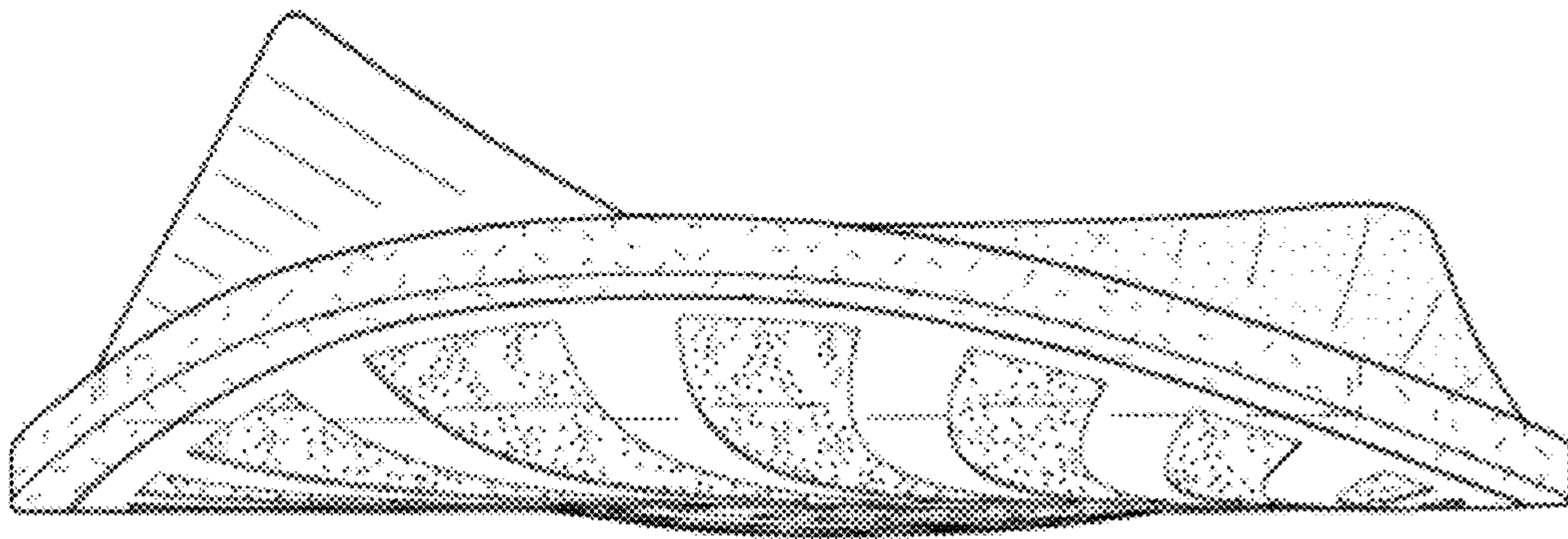


FIGURE 5

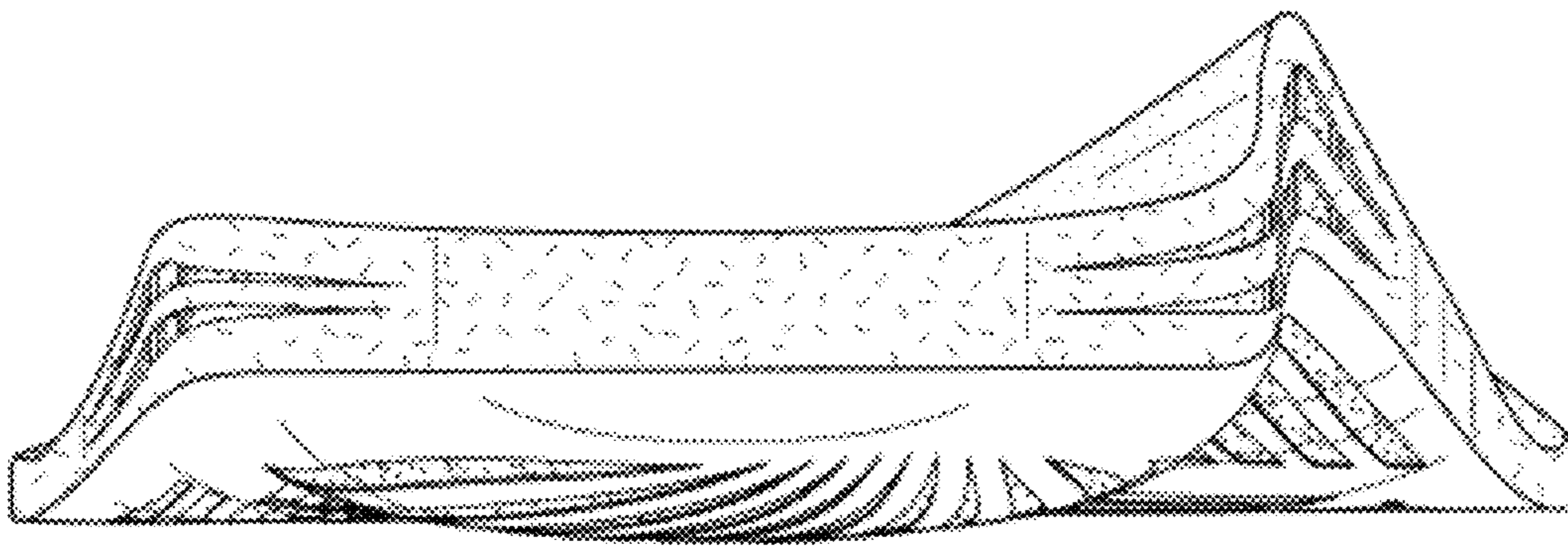


FIGURE 6

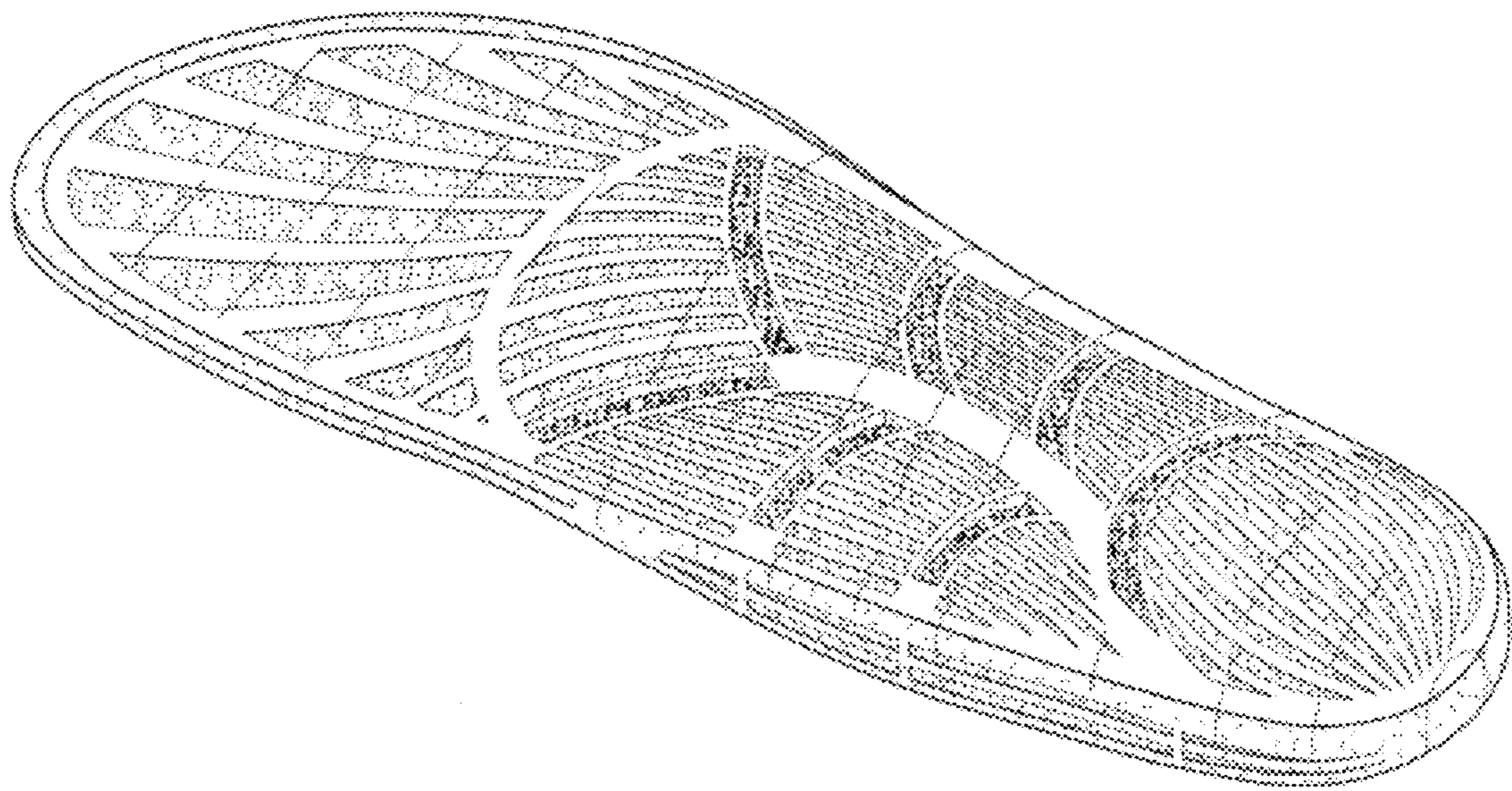


FIGURE 7

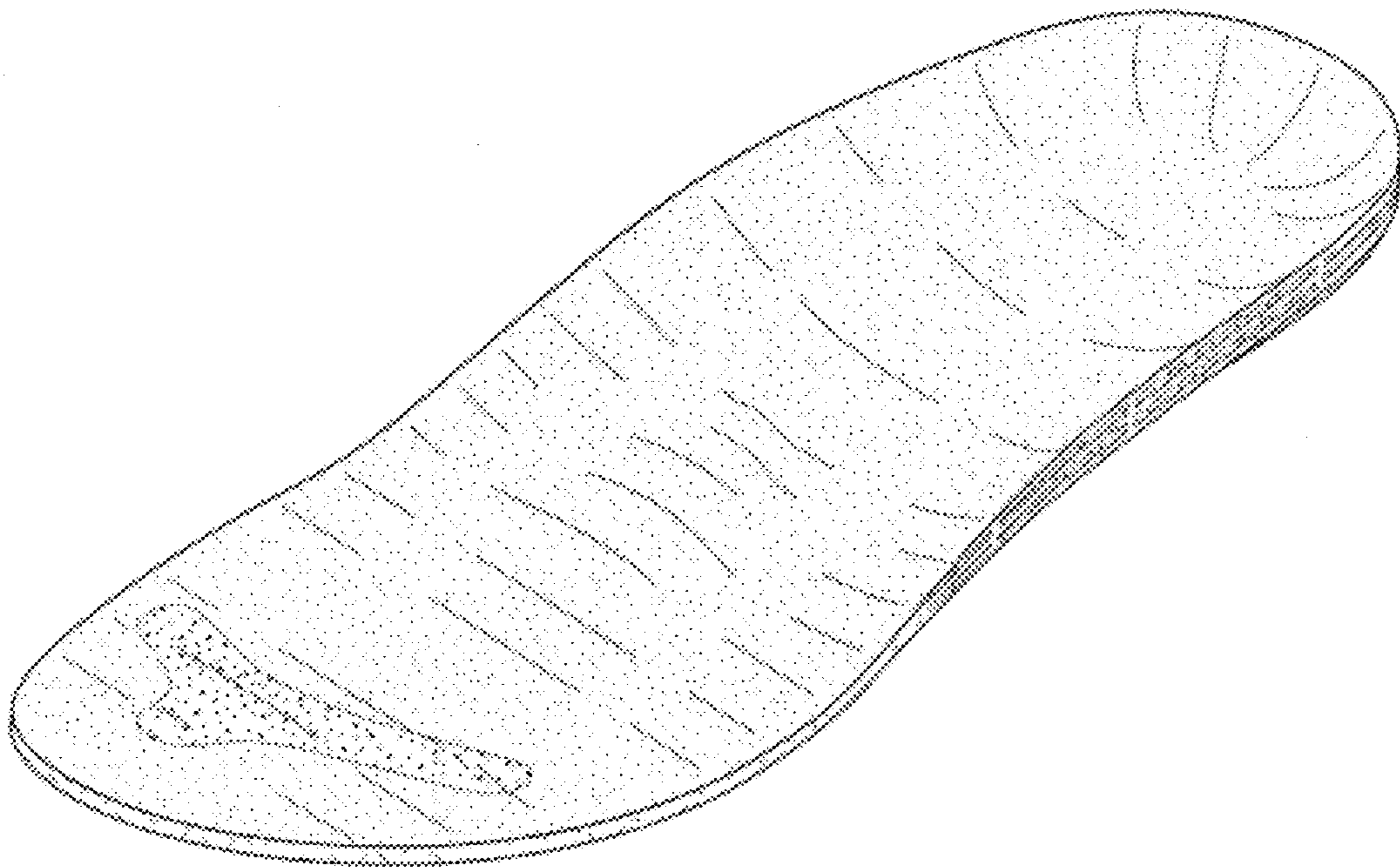


FIGURE 8

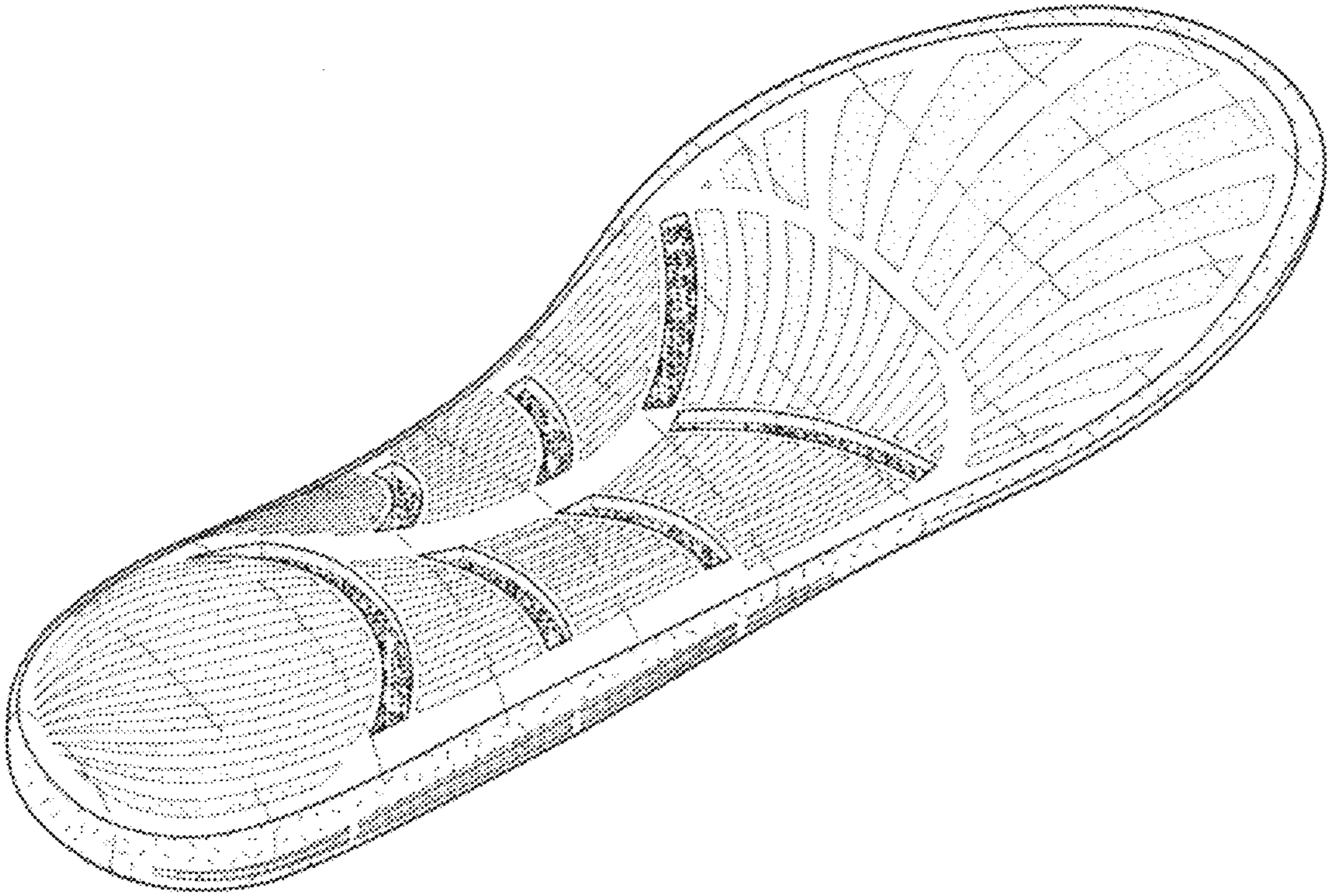


FIGURE 9

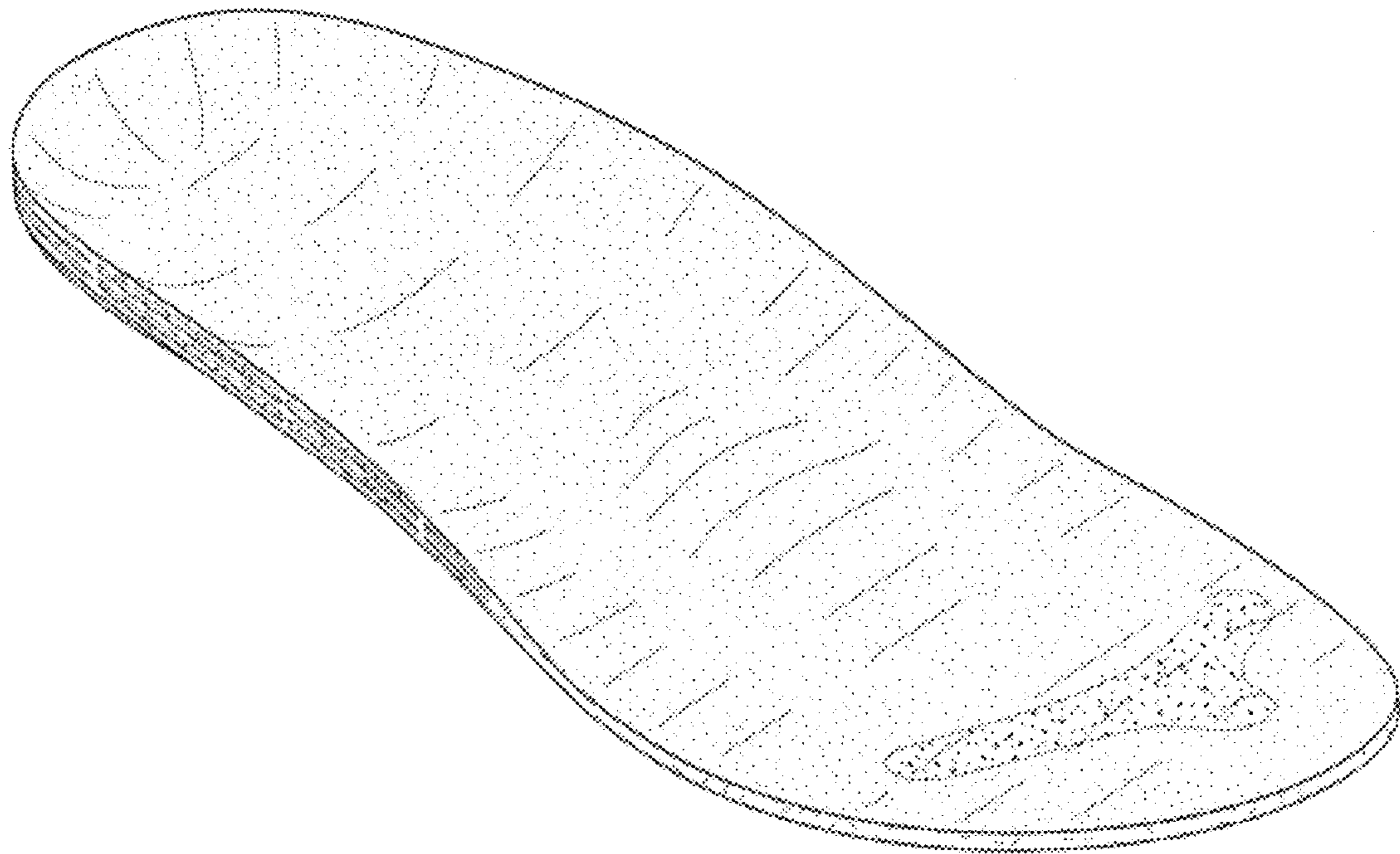


FIGURE 10

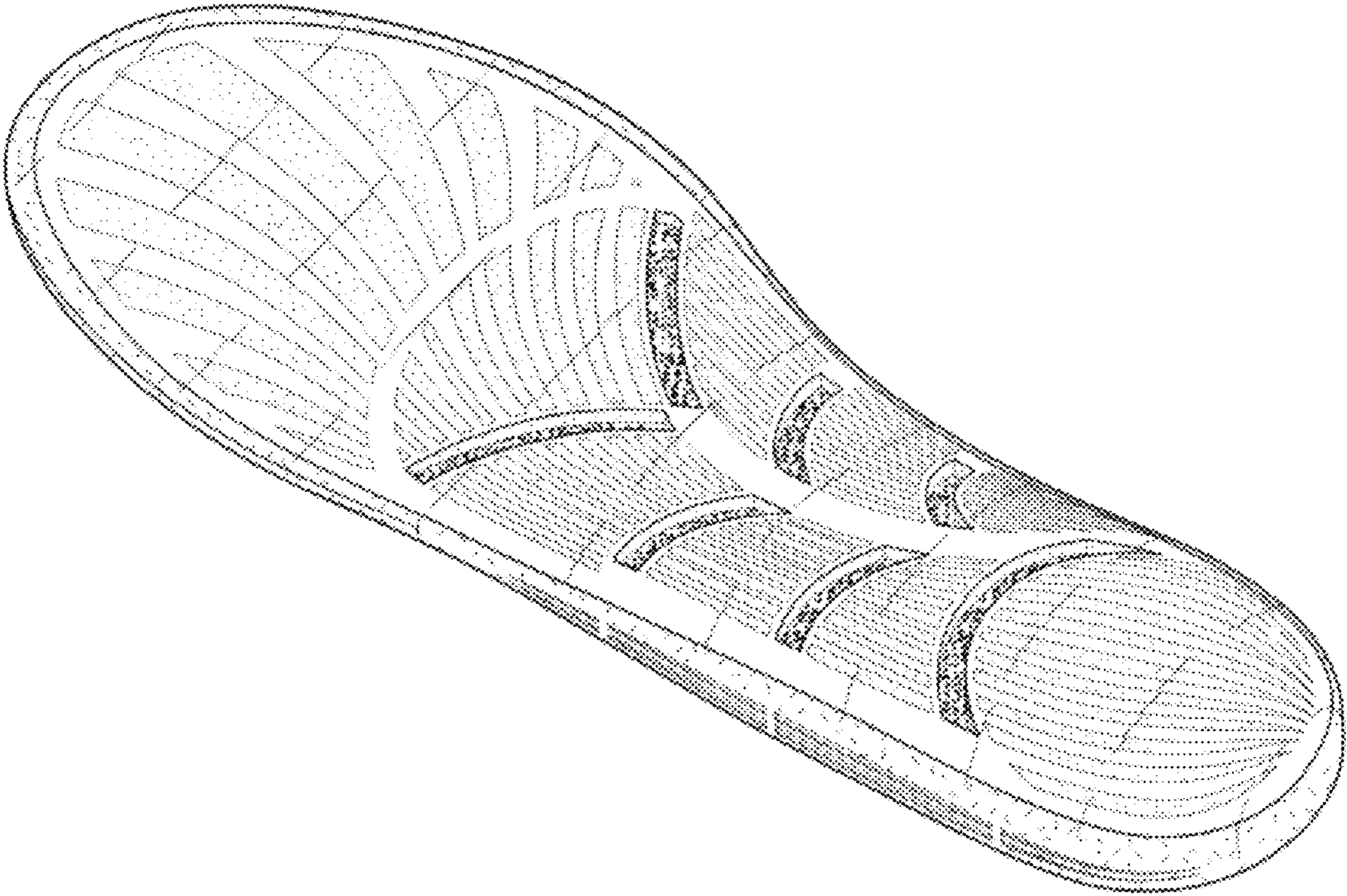


FIGURE 11