



US00D674583S

(12) **United States Design Patent**
Day, Jr.

(10) **Patent No.:** **US D674,583 S**
(45) **Date of Patent:** **** Jan. 22, 2013**

(54) **SHOE SOLE**
(75) Inventor: **Wiley L. Day, Jr.**, Madison, AL (US)
(73) Assignee: **Wiley L. Day, Jr.**, Madison, AL (US)
(**) Term: **14 Years**
(21) Appl. No.: **29/389,279**
(22) Filed: **Apr. 8, 2011**
(51) **LOC (9) Cl.** **02-04**
(52) **U.S. Cl.** **D2/952; D2/948; D2/951; D2/957**
(58) **Field of Classification Search** D2/902,
D2/906, 908, 916, 918, 925, 946-962, 977;
36/3 B, 22 R, 24.5, 25 R, 28, 32 R, 34 R,
36/59 C, 67 A, 103
See application file for complete search history.

D529,265 S * 10/2006 Corbi Rico D2/957
D529,691 S * 10/2006 Earle D2/951
D541,019 S * 4/2007 McClaskie D2/951
D541,022 S * 4/2007 Hlavacs D2/957
D543,679 S * 6/2007 Edwards D2/959
D545,533 S * 7/2007 Belley et al. D2/956
7,249,426 B2 * 7/2007 Romano et al. 36/93
D550,431 S * 9/2007 Schoenborn et al. D2/952
D554,838 S * 11/2007 McClaskie D2/957
D555,338 S * 11/2007 McClaskie D2/952
D555,881 S * 11/2007 Leong et al. D2/916
D568,032 S * 5/2008 Lavergne D2/917
D568,586 S * 5/2008 Dolce et al. D2/907
D568,588 S * 5/2008 Dolce et al. D2/907
D571,093 S * 6/2008 Hatfield et al. D2/959
D574,134 S * 8/2008 Petrie D2/960
D581,634 S * 12/2008 Hickman D2/902
D581,635 S * 12/2008 Hickman D2/902
D593,740 S * 6/2009 McClaskie D2/957

(Continued)

(56) **References Cited**

U.S. PATENT DOCUMENTS

D99,934 S * 6/1936 Fowler D2/954
D112,429 S * 12/1938 Tebuti D2/952
4,050,167 A 9/1977 Senter
D268,544 S 4/1983 Crowley
D294,425 S * 3/1988 Le D2/959
D324,761 S * 3/1992 Soo-Kwan D2/961
D364,497 S * 11/1995 Schelling D2/916
D366,135 S * 1/1996 Henderson et al. D2/902
D391,045 S * 2/1998 Assous D2/954
D394,542 S * 5/1998 Wurfbain et al. D2/954
D404,899 S * 2/1999 von Conta D2/957
D417,944 S * 12/1999 Merceron D2/952
D432,766 S * 10/2000 von Conta D2/957
D439,730 S * 4/2001 Merceron D2/952
D459,063 S * 6/2002 Nason D2/953
D481,528 S * 11/2003 St-Louis D2/960
D489,880 S * 5/2004 McClaskie D2/952
D513,842 S * 1/2006 Paytuvi D2/957

Primary Examiner — T. Chase Nelson

(74) *Attorney, Agent, or Firm* — George P. Kobler; Lanier Ford Shaver & Payne, P.C.


(57) **CLAIM**

The ornamental design for a shoe sole, as shown and described.

DESCRIPTION

FIG. 1 is a perspective view of the shoe sole;
FIG. 2 is another perspective view of the shoe sole; and,
FIG. 3 is a plan view of the shoe sole.
The broken lines depict portions of the shoe sole that form no part of the claimed design.
A characteristic feature of the novel design resides in the word "ALPHA" formed into the sole.

1 Claim, 1 Drawing Sheet



US D674,583 S

Page 2

U.S. PATENT DOCUMENTS

D594,195 S *	6/2009	Nakano	D2/957	D645,240 S *	9/2011	McClaskie	D2/959
D595,037 S *	6/2009	Mayden	D2/959	D646,871 S *	10/2011	Christopherson	D2/951
D602,683 S *	10/2009	Roundhouse	D2/957	D659,356 S *	5/2012	Van Zyll De Jong et al. .	D2/953
D604,488 S *	11/2009	Amphyon	D2/953	D659,359 S *	5/2012	Van Zyll De Jong et al. .	D2/953
D617,085 S *	6/2010	Recchi et al.	D2/957	D659,362 S *	5/2012	Van Zyll De Jong et al. .	D2/953
D621,146 S *	8/2010	McClaskie	D2/957	D664,343 S *	7/2012	McClaskie	D2/957
D630,422 S *	1/2011	Davis	D2/951	D664,746 S *	8/2012	Crowell	D2/916
D636,981 S *	5/2011	Petrie	D2/953	2012/0000095 A1 *	1/2012	Torrance	36/132
D643,192 S *	8/2011	McClaskie	D2/951	2012/0117830 A1 *	5/2012	Chen	36/34 R

* cited by examiner

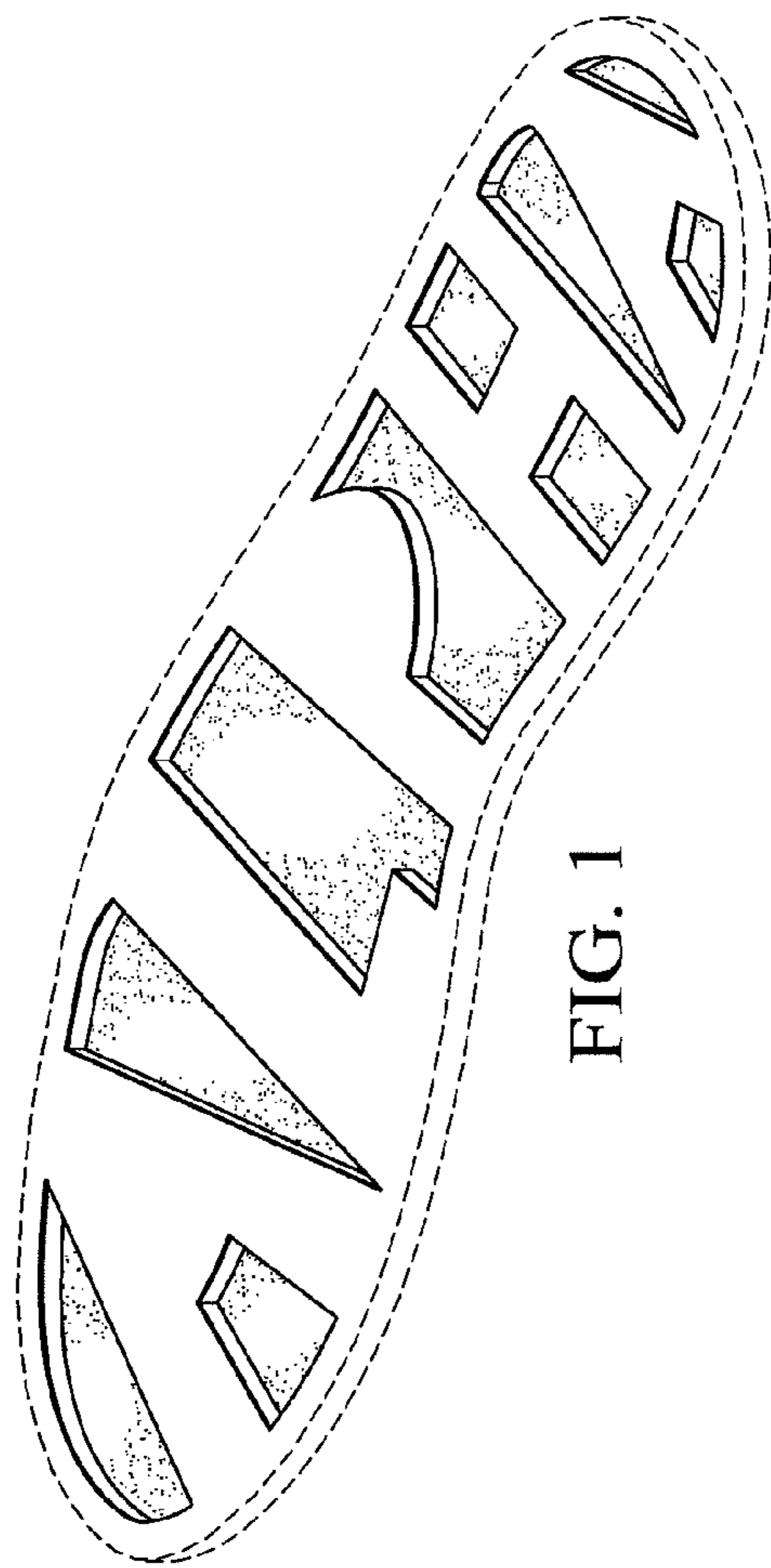


FIG. 1

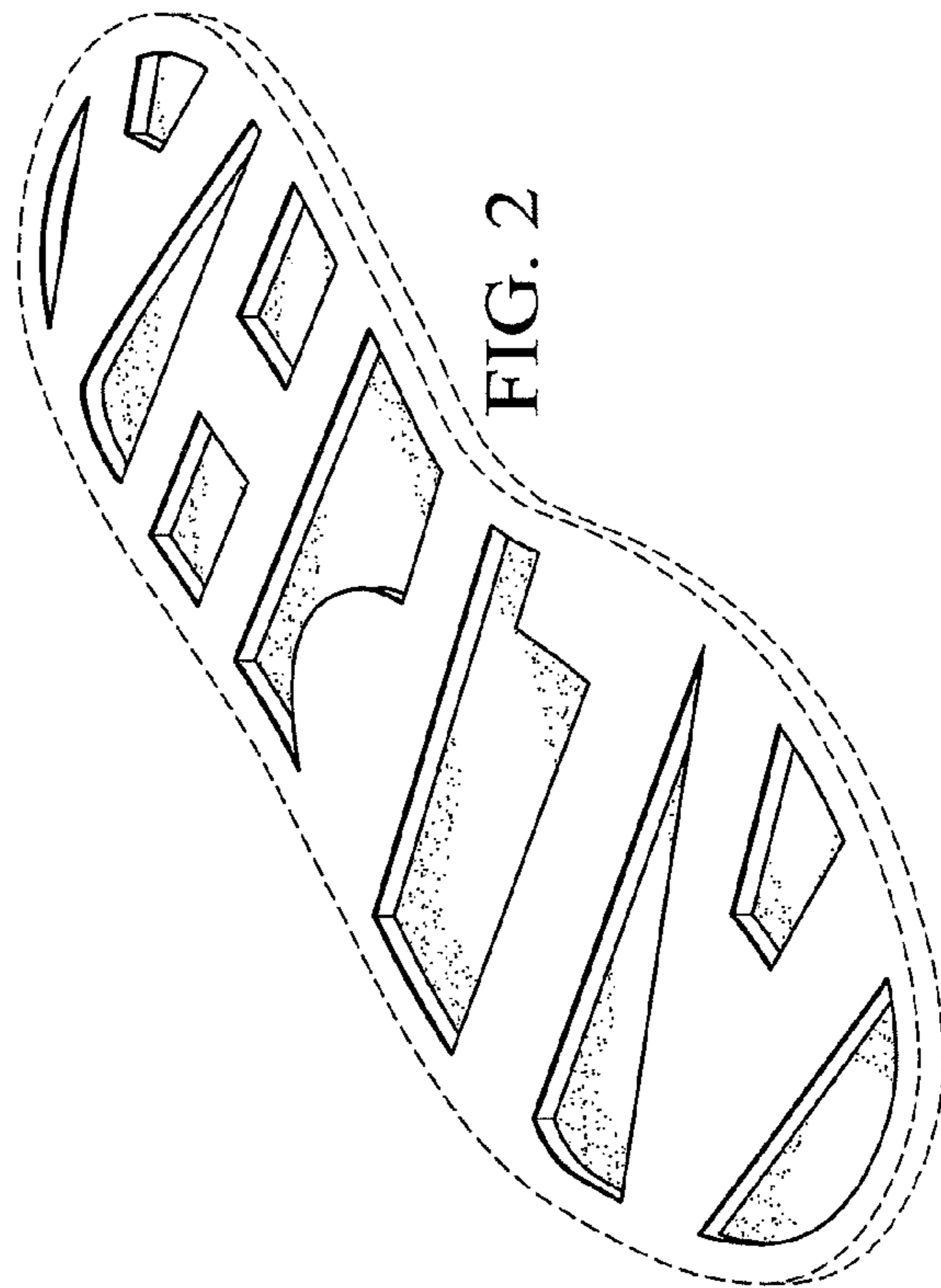


FIG. 2




FIG. 3