



US00D674579S

(12) **United States Design Patent**
Grabowski

(10) **Patent No.:** **US D674,579 S**

(45) **Date of Patent:** **** Jan. 22, 2013**

(54) **SHIRT**

(76) **Inventor:** **Carey D. Grabowski**, Cranston, RI (US)

(**) **Term:** **14 Years**

(21) **Appl. No.:** **29/425,856**

(22) **Filed:** **Jun. 27, 2012**

(51) **LOC (9) Cl.** **02-02**

(52) **U.S. Cl.** **D2/849**

(58) **Field of Classification Search** D2/717,
D2/731, 749-751, 753, 840, 841, 844, 847,
D2/849; 2/90, 105, 106, 108, 113-116
See application file for complete search history.

(56) **References Cited**

U.S. PATENT DOCUMENTS

3,078,699	A *	2/1963	Huntley	66/176
3,286,278	A *	11/1966	O'Connor	2/116
5,014,360	A *	5/1991	Smith et al.	2/115
5,090,060	A *	2/1992	Gates	2/115
D374,330	S *	10/1996	Seiff et al.	D2/845
D405,236	S *	2/1999	Alesci	D2/717
6,353,934	B1 *	3/2002	Tada et al.	2/115
6,353,935	B1 *	3/2002	Antonini	2/115

D554,828	S *	11/2007	Osborn	D2/841
D648,925	S *	11/2011	Anderson et al.	D2/849
8,161,574	B2 *	4/2012	Litt et al.	2/129
2012/0047624	A1 *	3/2012	Hubsmith	2/125

* cited by examiner

Primary Examiner — Rashida Johnson

(74) *Attorney, Agent, or Firm* — QuickPatents; Kevin Prince

(57) **CLAIM**

I claim the ornamental design for a shirt, as shown and described.

DESCRIPTION

FIG. 1 is a perspective view of a shirt, showing my new design;

FIG. 2 is a front elevational view thereof;

FIG. 3 is a rear elevational view thereof;

FIG. 4 is a right-side elevational view thereof;

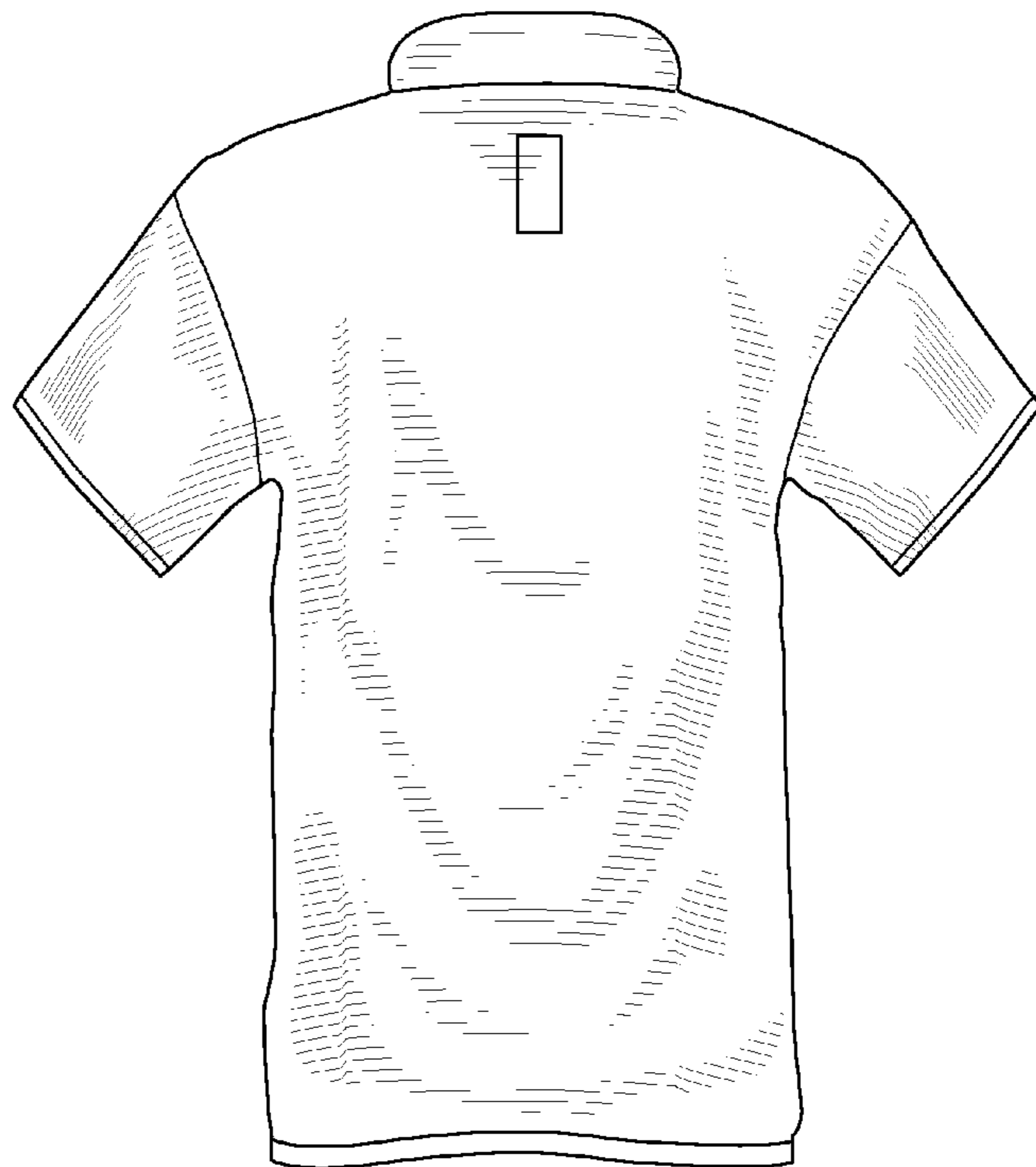

FIG. 5 is a left-side elevational view thereof;

FIG. 6 is a top plan view thereof; and,

FIG. 7 is a bottom plan view thereof.

The broken lines in FIGS. 1, 2 and 5 represent stitching.

1 Claim, 3 Drawing Sheets






FIG. 1



FIG. 2

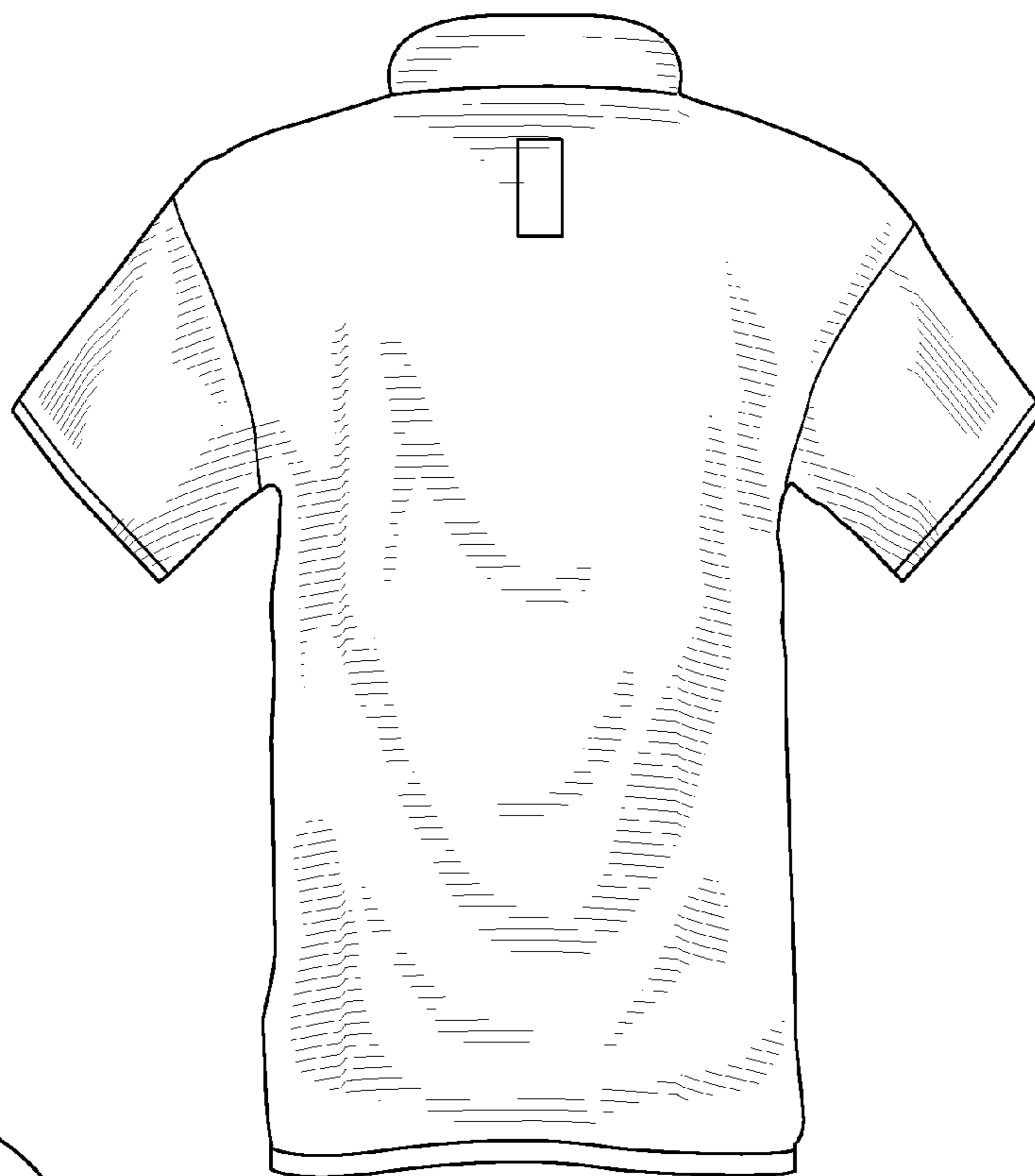


FIG. 3

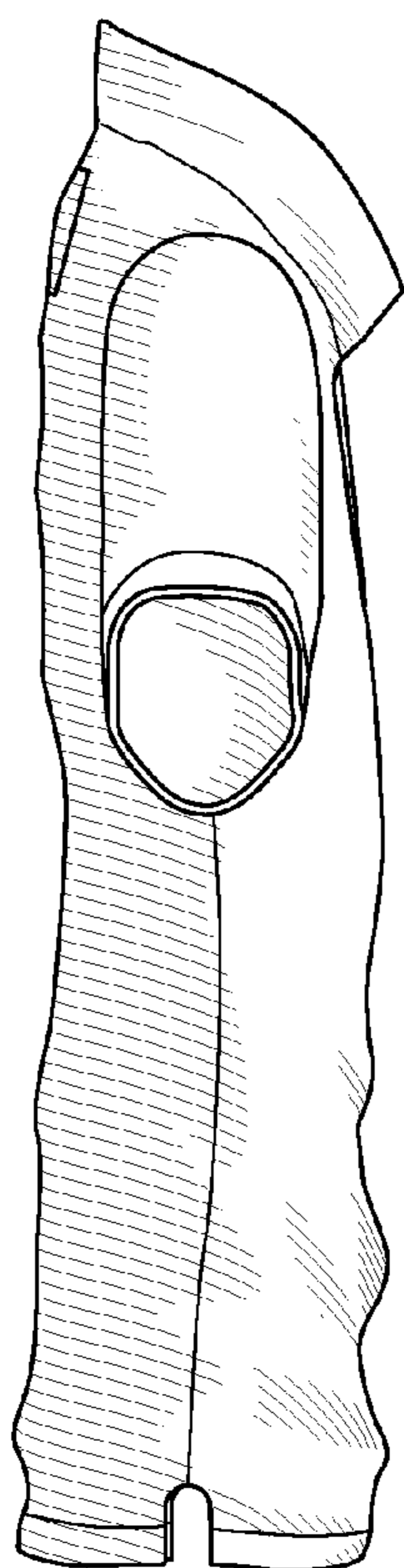


FIG. 4

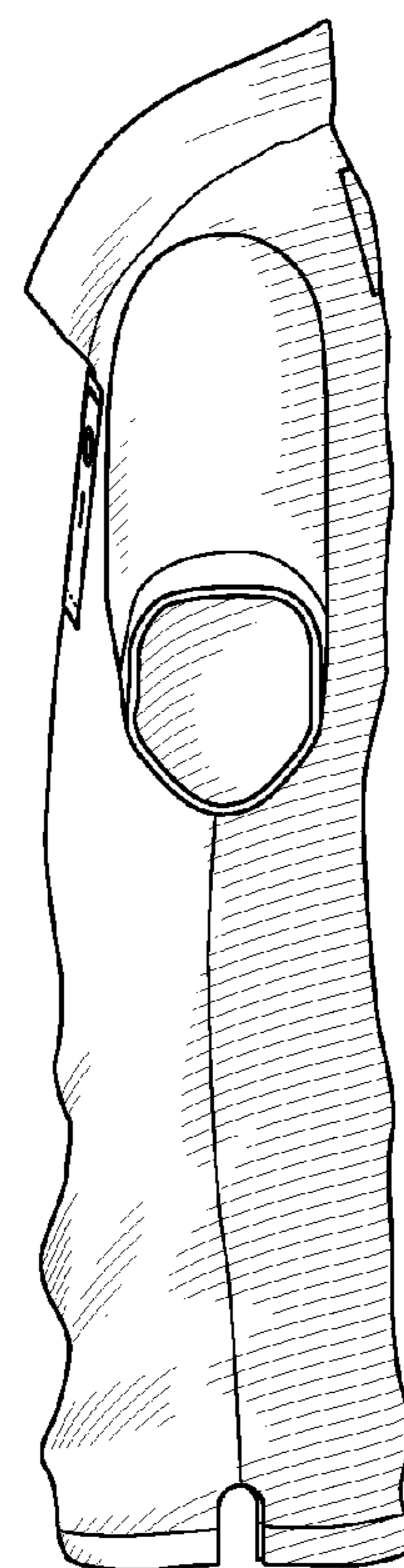


FIG. 5

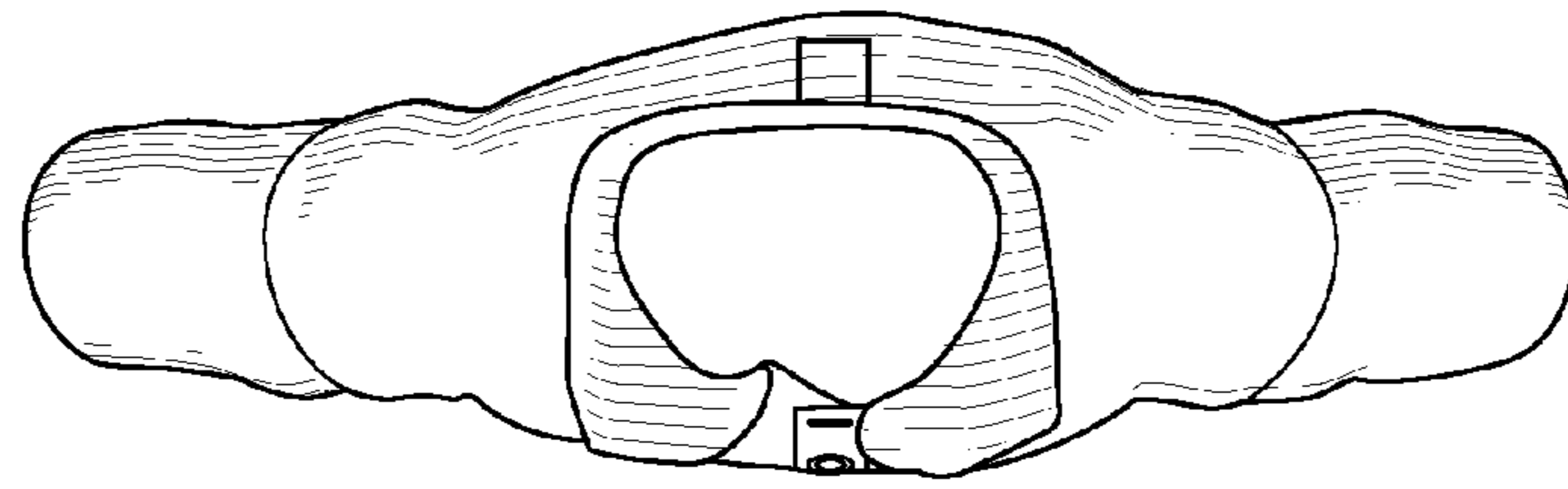


FIG. 6

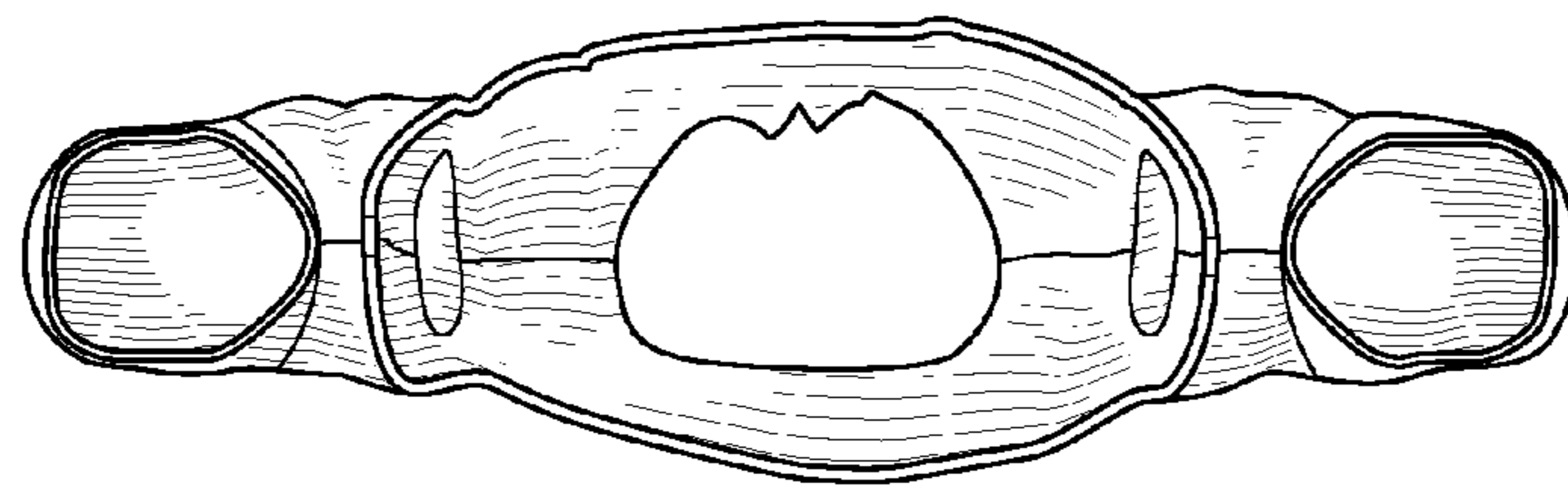


FIG. 7