

US00D674575S

(12) **United States Design Patent**
Jahn

(10) **Patent No.:** **US D674,575 S**
(45) **Date of Patent:** **** Jan. 15, 2013**

(54) **POST**

(76) **Inventor:** **Steven Ross Jahn**, Northville, MI (US)

(**) **Term:** **14 Years**

(21) **Appl. No.:** **29/431,497**

(22) **Filed:** **Sep. 7, 2012**

(51) **LOC (9) Cl.** **99-00**

(52) **U.S. Cl.** **D99/32**

(58) **Field of Classification Search** D99/25,
D99/29, 30, 31, 32, 33, 43, 99; D20/10,
D20/41, 29; 40/606.6, 607.01, 607.03, 607.05,
40/608; 52/155, 165; 232/17, 19, 20, 21,
232/24, 38, 39; 248/127, 146, 156; 428/3
See application file for complete search history.

D432,754 S *	10/2000	Masciovecchio	D99/30
D448,911 S *	10/2001	Gaines et al.	D99/30
D456,978 S *	5/2002	Wajnerman et al.	D99/30
D458,726 S *	6/2002	Wajnerman et al.	D99/30
D462,499 S *	9/2002	Erwin	D99/32
D489,159 S *	4/2004	Hradisky	D99/29
D490,210 S *	5/2004	Stoll et al.	D99/32
D503,845 S *	4/2005	Taylor et al.	D99/32
D532,580 S *	11/2006	Stephens	D99/29
D549,923 S *	8/2007	Newbill	D99/32
D549,924 S *	8/2007	Newbill	D99/32
D616,175 S *	5/2010	Chen et al.	D99/30
D634,093 S *	3/2011	Wagner	D99/30
D634,094 S *	3/2011	Benavidez	D99/30
2007/0259197 A1 *	11/2007	Menghini	428/542.2

* cited by examiner

Primary Examiner — Elizabeth J Oswecki

(74) *Attorney, Agent, or Firm* — Pear Sperling Eggan & Daniels, P.C.; Todd Chawansky

(56) **References Cited**

U.S. PATENT DOCUMENTS

D70,163 S *	5/1926	Dobbins	D99/32
1,588,500 A *	6/1926	Schulte	248/146
D91,836 S *	3/1934	Miller	D99/30
D95,339 S *	4/1935	Hahn	D99/30
2,669,408 A *	2/1954	Cox	248/146
D176,990 S *	2/1956	Moore	D99/32
D176,992 S *	2/1956	Moore	D99/32
D197,682 S *	3/1964	Hurst	D99/32
D329,523 S *	9/1992	Ward	D99/32
D335,749 S *	5/1993	Brittain	D99/32
D335,750 S *	5/1993	Berardi	D99/31
5,449,111 A *	9/1995	Sauzedde et al.	232/17
D378,462 S *	3/1997	Erwin et al.	D99/32
5,664,729 A *	9/1997	Ladewig	232/39
D390,328 S *	2/1998	Barton, Jr.	D99/32
D393,532 S *	4/1998	Black et al.	D99/43

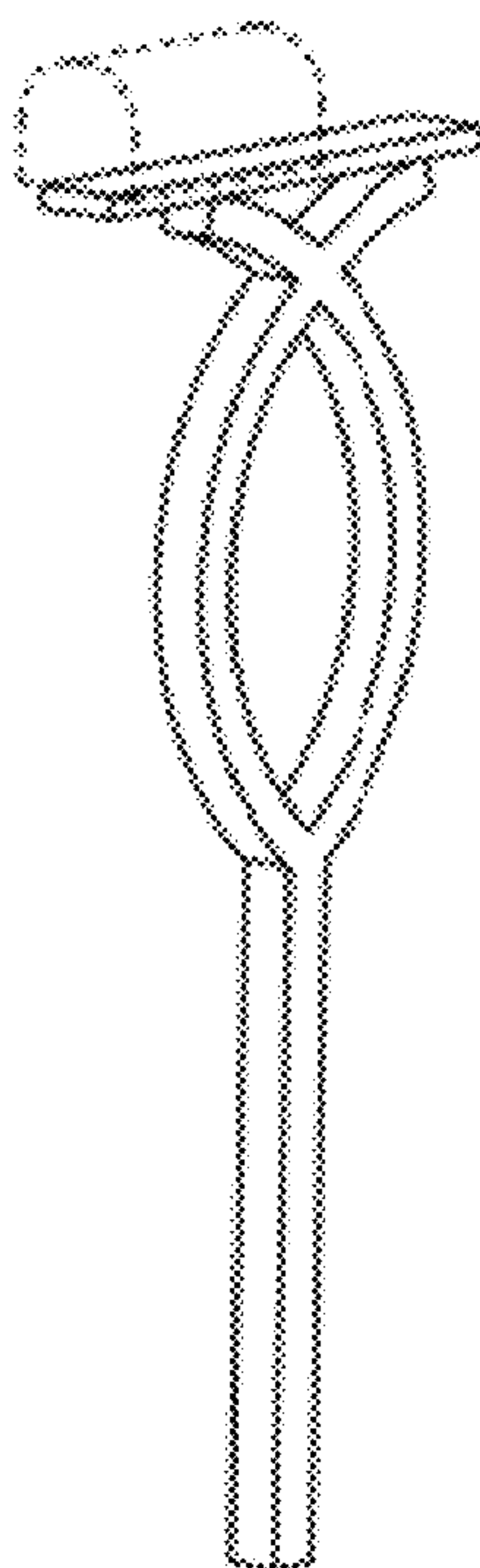
(57) **CLAIM**

The ornamental design for a post, as shown and described.

DESCRIPTION

FIG. 1 is a perspective view of a post showing my new design; FIG. 2 is a front elevational view thereof, the opposite side elevational view being a mirror image; FIG. 3 is a top plan view thereof; FIG. 4 is a bottom plan view thereof; and, FIG. 5 is a side elevational view thereof, the opposite side elevational view being a mirror image. A portion of the design shown in broken lines forms no part of the claimed design.

1 Claim, 5 Drawing Sheets



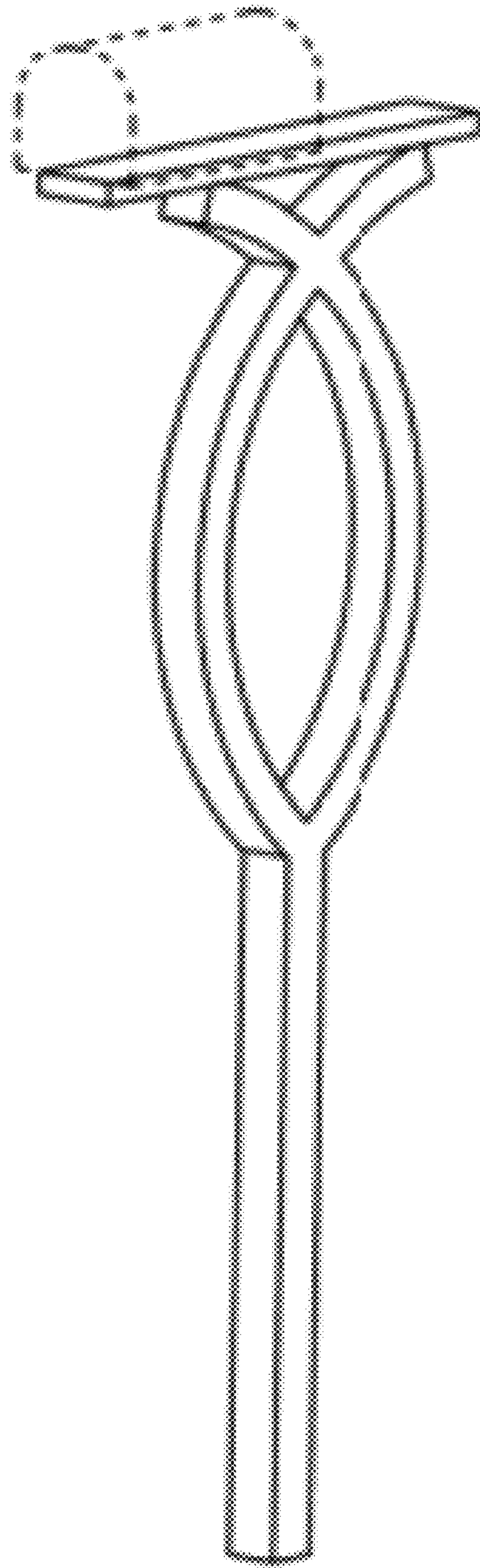


Fig. 1

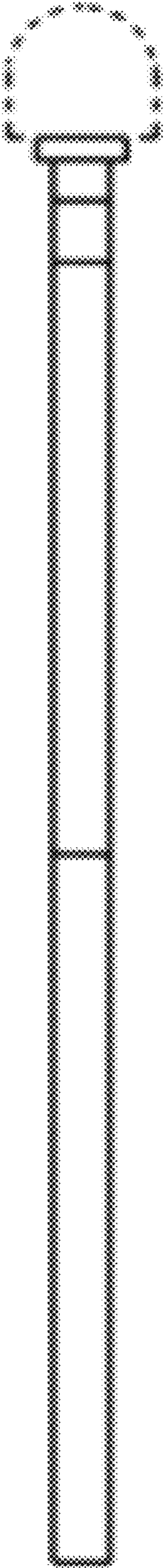


Fig. 2

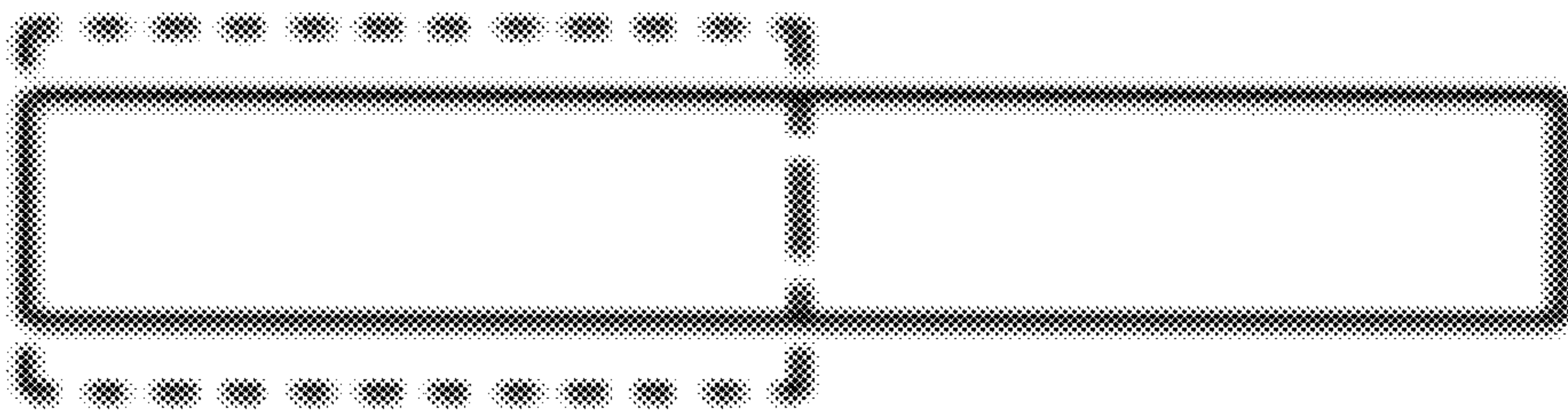


Fig. 3



Fig. 4

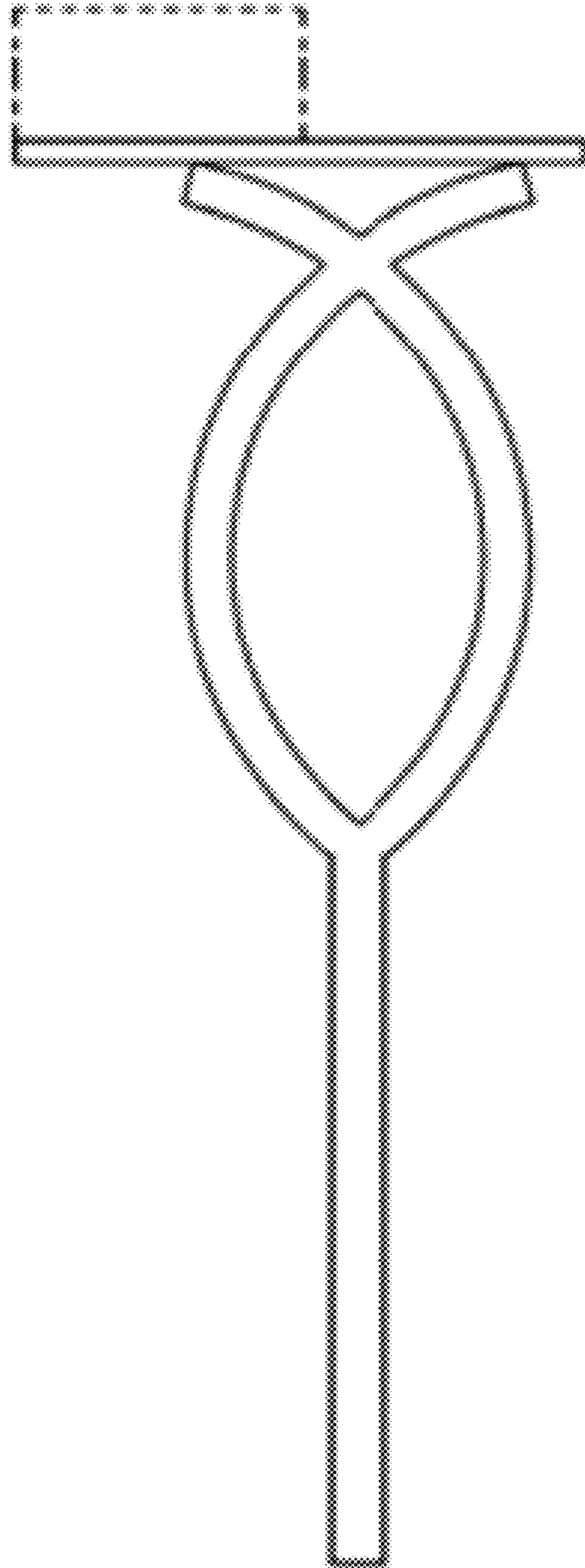


Fig. 5