



US00D674547S

(12) **United States Design Patent**  
**Barrow et al.**

(10) **Patent No.:** **US D674,547 S**  
(45) **Date of Patent:** **\*\* Jan. 15, 2013**

(54) **SAFETY RAZOR**

(75) Inventors: **Christopher Barrow**, Queens Village, NY (US); **David Stowers**, Morristown, NJ (US)

(73) Assignee: **Eveready Battery Company, Inc.**, St. Louis, MO (US)

(\*\*) Term: **14 Years**

(21) Appl. No.: **29/425,877**

(22) Filed: **Jun. 28, 2012**

(51) **LOC (9) Cl.** ..... **28-03**

(52) **U.S. Cl.** ..... **D28/46**

(58) **Field of Classification Search** ..... D28/44.1-48, D28/49-54; 30/32, 34.05, 34.1-34.2, 41.9, 30/43-43.92, 47-52, 42-46, 53-55, 57-73, 30/74-84, 526-541, 346.5-346.61

See application file for complete search history.

(56) **References Cited**

**U.S. PATENT DOCUMENTS**

D355,049 S *	1/1995	Yasui	.....	D28/48
D499,210 S *	11/2004	Shepperson et al.	.....	D28/46
D537,207 S *	2/2007	Wonderley et al.	.....	D28/48
D560,031 S	1/2008	Fischer et al.		
D560,033 S	1/2008	Rhoad et al.		
D563,047 S *	2/2008	Ramm et al.	.....	D28/48
D571,955 S *	6/2008	Wonderley et al.	.....	D28/48

D588,308 S	3/2009	Wonderley		
D615,704 S	5/2010	Wonderley et al.		
D625,882 S	10/2010	Wonderley et al.		
D633,252 S	2/2011	Wonderley		
D635,716 S *	4/2011	Rhoad	.....	D28/46
D636,533 S	4/2011	Andersen et al.		
D640,004 S	6/2011	Wonderley et al.		
D640,414 S	6/2011	Wonderley et al.		
D659,287 S *	5/2012	Psimadas et al.	.....	D28/48
D662,663 S *	6/2012	Haba	.....	D28/48
2006/0218804 A1 *	10/2006	Noble et al.	.....	30/440

\* cited by examiner

*Primary Examiner* — Jennifer Rivard

(74) *Attorney, Agent, or Firm* — Energizer Personal Care LLC

(57) **CLAIM**

We claim the ornamental design for the safety razor, as shown and described.

**DESCRIPTION**

FIG. 1 is a lower perspective view of a safety razor.  
FIG. 2 is an upper perspective view thereof.  
FIG. 3 is a front view thereof.  
FIG. 4 is a rear view thereof.  
FIG. 5 is a left side view of FIG. 3.  
FIG. 6 is a right side view of FIG. 3.  
FIG. 7 is a top end view thereof; and,  
FIG. 8 is a bottom end view thereof.

**1 Claim, 6 Drawing Sheets**

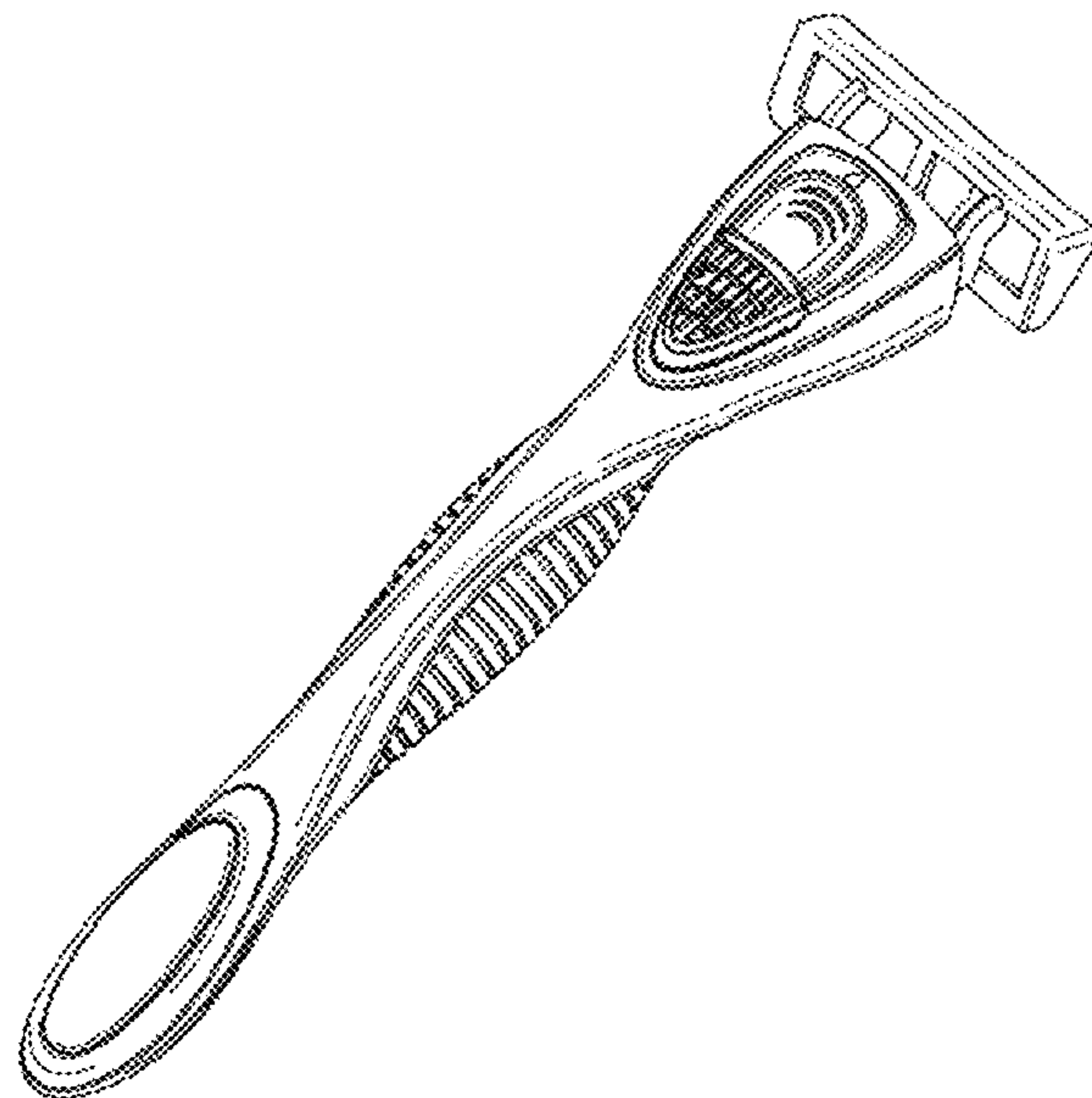





FIG. 1

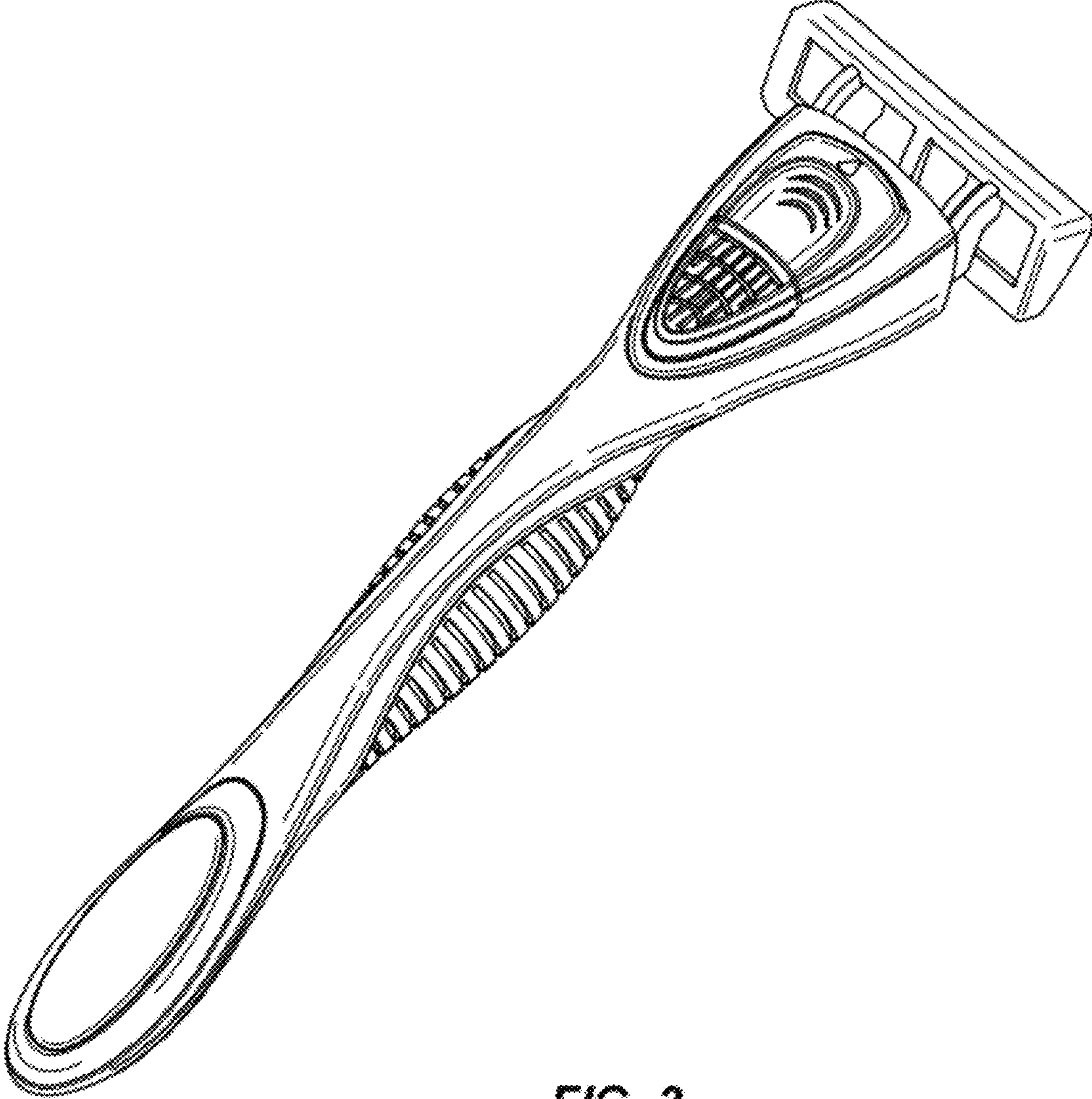

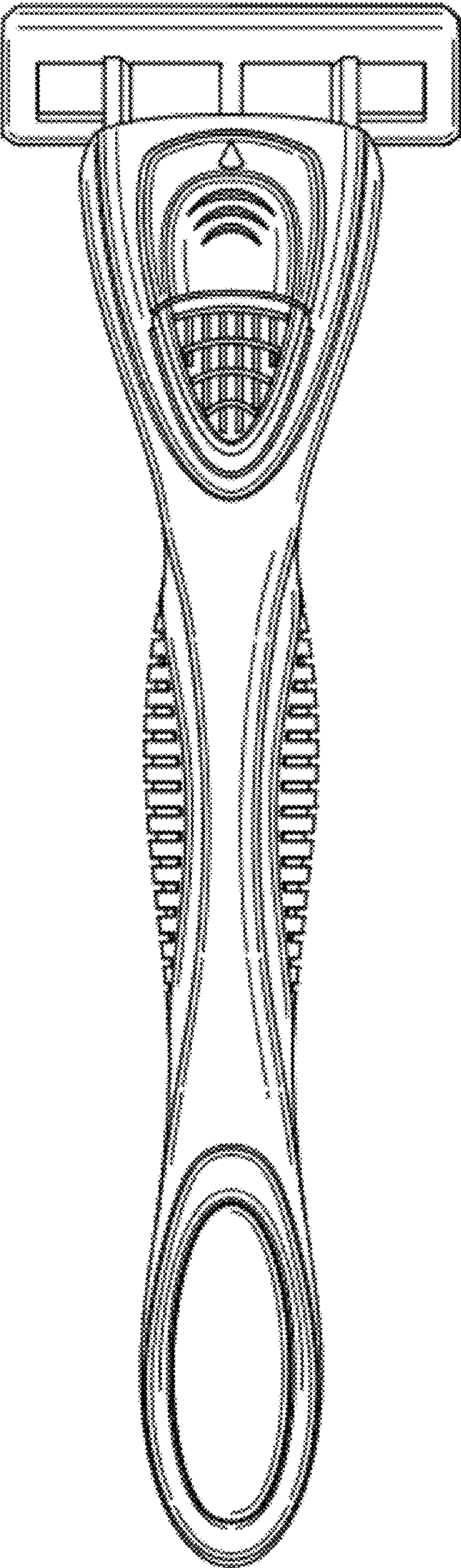


FIG. 2



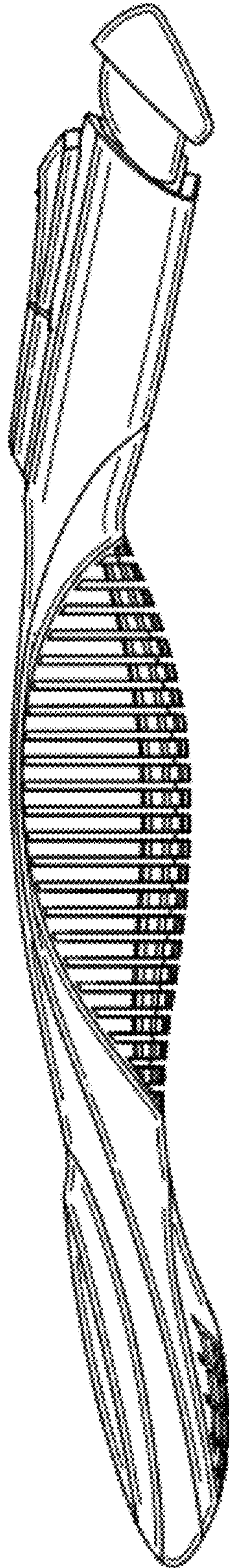


**FIG. 3**

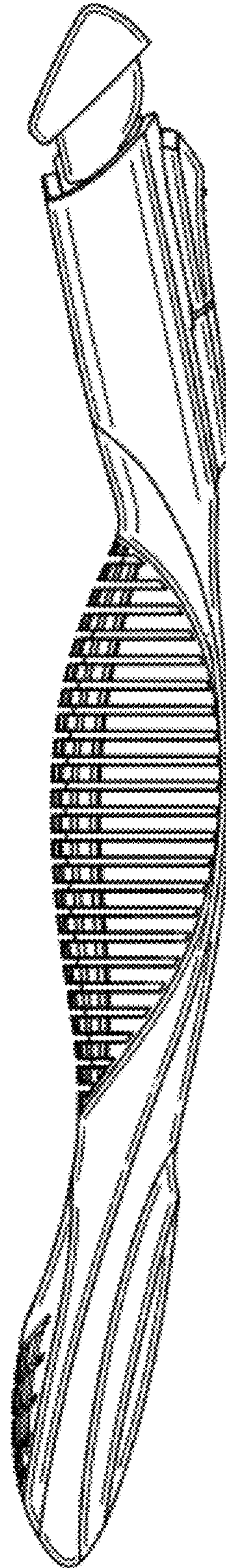


**FIG. 4**

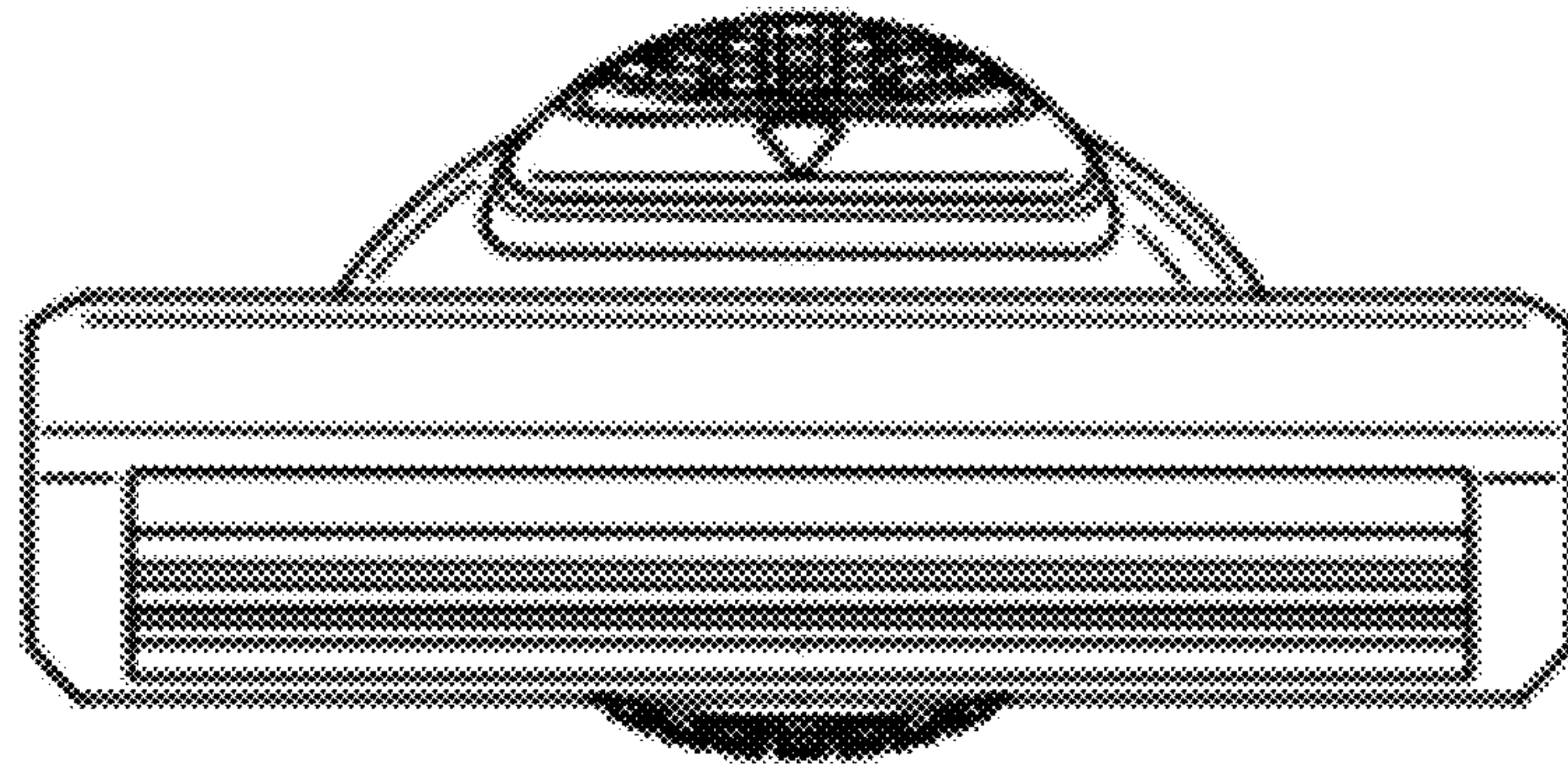




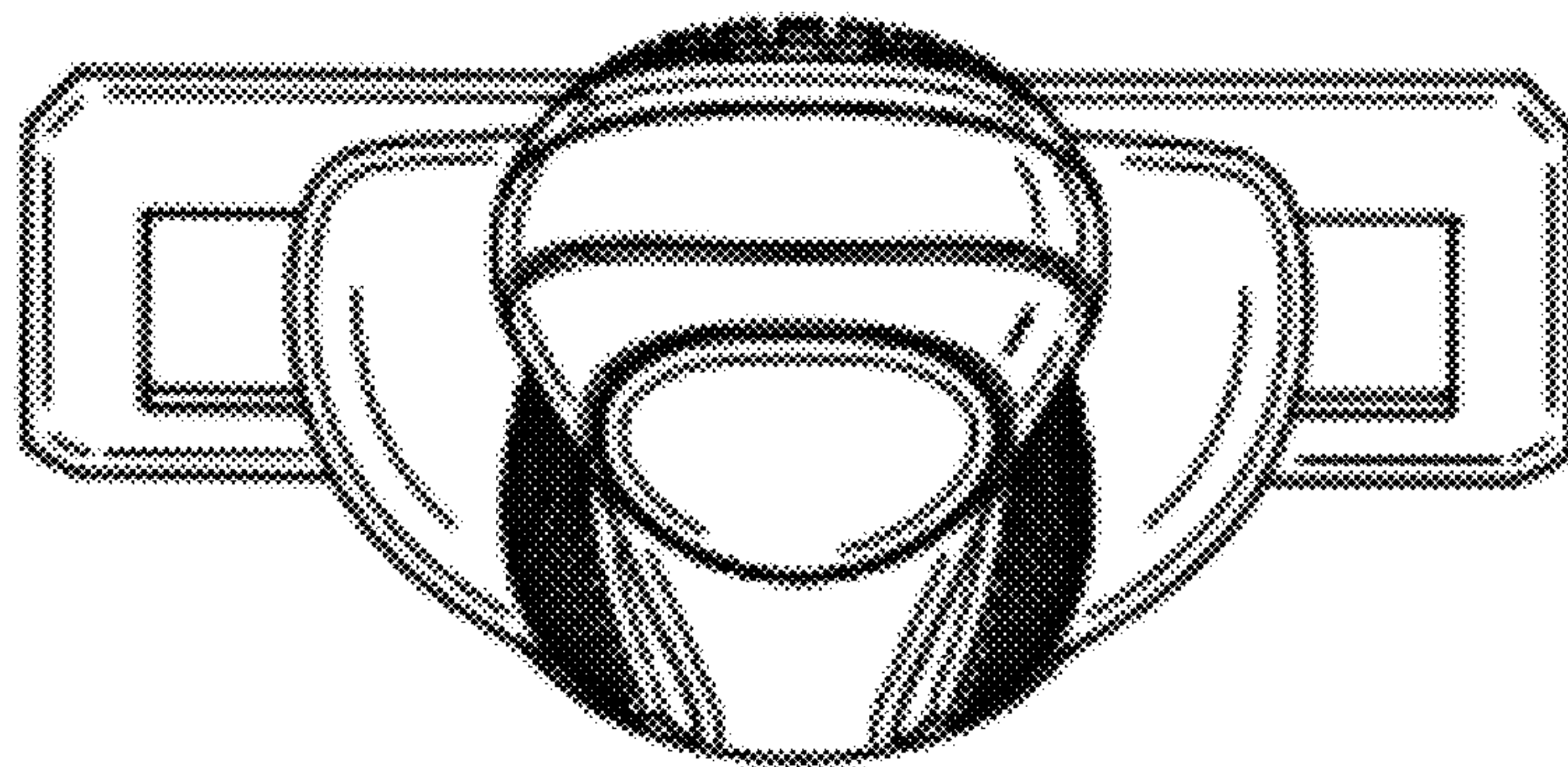
**FIG. 5**



**FIG. 6**



**FIG. 7**



**FIG. 8**